



Name of the Company	: MANJUSHREE TECHNOPACK LIMITED
Scrip Code	: 532950
Name of the Scrip, Class of Security	: MANJUSHRE, EQUITY
Quarter ended	: 30TH SEPTEMBER 2014

SHAREHOLDING PATTERN IN COMPLIANCE WITH CLAUSE 35 OF THE LISTING AGREEMENT AS ON 30TH SEPTEMBER 2014

1(a) Statement showing Shareholding Pattern



Partly paid-up shares :-	No of partly paid-up shares	As a % of total no. of partly paid-up shares	As a % of total no. of shares of the Company
Held by promoter/promoter group	-	-	-
Held by Public	-	-	-
Total(D)	-	-	-
Outstanding convertible securities :-	No of outstanding securities	As a % of total no. of outstanding convertible securities	As a % of total no. of shares of the company, assuming full conversion of the convertible securities
Held by promoter/promoter group	-	-	-
Held by Public	-	-	-
Total(E)	-	-	-
Warrants :-	No of warrants	As a % of total no. of warrants	As a % of total no. of shares of the Company, assuming full conversion of warrants
Held by promoter/promoter group	-	-	-
Held by Public	-	-	-
Total(F)	-	-	-
Total paid-up capital of the company, assuming full conversion of warrants and convertible securities (A+B+C)+(D+E+F)	13,547,700	-	100.00



Category Code	Category of shareholder	Total Number of shareholders	Total number of shares	Number of shares held in dematerialized form	Total shareholding as a percentage of total number of shares		Shares pledged or otherwise encumbered	
					As a percentage of (A+B)1	As a percentage of (A+B+C)	Number of shares	As a percentage
(I)	(II)	(III)	(IV)	(V)	(VI)	(VII)	(VIII)	(IX)=(VIII)/(IV)*100
(A)	Shareholding of Promoter and Promoter Group[2]							
(1)	Indian							
(a)	Individuals/ Hindu Undivided Family	18	2947246	2947246	21.75	21.75	-	-
(b)	Central Government/ State Government(s)	-	-	-	-	-	-	-
(c)	Bodies Corporate	5	6,682,338	6,682,338	49.32	49.32	-	-
(d)	Financial Institutions/ Banks	-	-	-	-	-	-	-
(e)	Any Other (specify)	-	-	-	-	-	-	-
	Sub-Total (A)(1)	23	9629584	9629584	71.08	71.08	0.00	-
(2)	Foreign							
(a)	Individuals (Non-Resident Individuals/ Foreign Individuals)	-	-	-	-	-	-	-
(b)	Bodies Corporate	-	-	-	-	-	-	-
(c)	Institutions	-	-	-	-	-	-	-
(d)	Qualified Foreign Investor	-	-	-	-	-	-	-
(e)	Any Other (specify)	-	-	-	-	-	-	-
	Sub-Total (A)(2)	0	0	0	0.00	0.00	-	-
	Total Shareholding of Promoter and Promoter Group (A)= (A)(1)+(A)(2)	23	9,629,584	9,629,584	71.08	71.08	-	0.00
(B)	Public shareholding[3]							
(1)	Institutions							
(a)	Mutual Funds/ UTI	-	-	-	-	-	-	-
(b)	Financial Institutions/ Banks	2	1,111	1,111	0.01	0.01	-	-
(c)	Central Government/ State Government(s)	-	-	-	-	-	-	-
(d)	Venture Capital Funds	-	-	-	-	-	-	-
(e)	Insurance Companies	-	-	-	-	-	-	-
(f)	Foreign Institutional Investors	-	-	-	-	-	-	-
(g)	Foreign Venture Capital Investors	-	-	-	-	-	-	-
(h)	Qualified Foreign Investor	-	-	-	-	-	-	-
(i)	Any Other (specify)	-	-	-	-	-	-	-
	Sub-Total (B)(1)	2	1,111	1,111	0.01	0.01	-	-
(2)	Non-institutions							
(a)	Bodies Corporate	142	413,297	409,697	3.05	3.05	-	-
(b)	Individuals -							
	i. Individual shareholders holding nominal share capital up to Rs. 1 lakh.	4,550	1,320,734	1,128,829	9.75	9.75	-	-
	ii. Individual shareholders holding nominal share capital in excess of Rs. 1 lakh.	31	2,040,831	2,020,331	15.06	15.06	-	-
(c)	Qualified Foreign Investor	-	-	-	-	-	-	-
(d)	Any Other (specify)							
	NRI	69	131305	129305	0.97	0.97	-	-
	Clearing Member	47	10638	10638	0.08	0.08	-	-
	Trust	1	200	200	0.00	0.00	-	-
	Sub-Total (B)(2)	4,840	3,917,005	3,699,000	28.91	28.91	-	-
	Total Public Shareholding (B)= (B)(1)+(B)(2)	4,842	3,918,116	3,700,111	28.92	28.92	-	-
	TOTAL (A)+(B)	4,865	13,547,700	13,329,695	100.00	100.00	0.00	0.00
(C)	Shares held by Custodians and against which Depository Receipts have been issued							
1	Promoter and Promoter Group	-	-	-	-	-	-	-
2	Public	-	-	-	-	-	-	-
	Sub-Total (C)	-	-	-	-	-	-	-
	GRAND TOTAL (A)+(B)+(C)	4,865	13,547,700	13,329,695	100.00	100.00	0.00	0.00

NOT APPLICABLE



NOT APPLICABLE



Handwritten signature.

(i) (b) Statement showing holding of securities (including shares, warrants, convertible securities) of persons belonging to the category "Promoter and Promoter Group".

Sr. No.	Name of the shareholder	Details of Shares held		Encumbered shares (*)			Details of warrants			Details of convertible securities		Total shares (including underlying shares assuming full conversion of warrants and convertible securities) as a % of diluted share capital
		No. of Shares held	As a % of grand total (A)+(B)+(C)	No.	As a percentage (V)=(V)/(III)*100	As a % of grand total (A)+(B)+(C) of sub clause (i)(a)	Number of warrants held	As a % total number of warrants of the same class	Number of convertible securities held	As a % total number of convertible securities of the same class		
(0)	(II)	(III)	(IV)	(V)	(VI)=(V)/(III)*100	(VII)	(IX)	(X)	(XI)	(XII)		
1	Anchi Devi Kedla	95,095	0.70	0	0.00	0.00	-	-	-	-		
2	Ankit Kedla	107,063	0.79	0	0.00	0.00	-	-	-	-		
3	Hitech Creations Pvt. Ltd.	1,770,043	13.07	0	0.00	0.00	-	-	-	-		
4	Jai Govind Kedla & Sons (HUF)	18,700	0.14	0	0.00	0.00	-	-	-	-		
5	Jai Govind Kedla & Sons	18,700	0.14	0	0.00	0.00	-	-	-	-		
6	Jai Govind Vimal Kumar (HUF)	62,600	0.46	0	0.00	0.00	-	-	-	-		
7	Jai Govind Vimal Kumar	62,600	0.46	0	0.00	0.00	-	-	-	-		
8	Manjushree Fincap Pvt. Ltd.	1,758,600	12.98	0	0.00	0.00	-	-	-	-		
9	Mphinite Solutions Pvt. Ltd.	1,163,457	8.59	0	0.00	0.00	-	-	-	-		
10	Mphinite Technologies Pvt. Ltd.	293,838	2.17	0	0.00	0.00	-	-	-	-		
11	Nidhi Kedla	173,047	1.28	0	0.00	0.00	-	-	-	-		
12	Rajat Kedla	291,334	2.15	0	0.00	0.00	-	-	-	-		
13	Sashi Kedla	203,090	1.50	0	0.00	0.00	-	-	-	-		
14	Savita Kedla	177,868	1.31	0	0.00	0.00	-	-	-	-		
15	Shruti Financial Services Pvt. Ltd.	1,696,400	12.52	0	0.00	0.00	-	-	-	-		
16	Shruti Kedla	9,600	0.07	0	0.00	0.00	-	-	-	-		
17	Surendra Kedla	742,282	5.48	0	0.00	0.00	-	-	-	-		
18	Surendra Kumar Kedla & Sons	44,800	0.33	0	0.00	0.00	-	-	-	-		
19	Vimal Kedla	741,323	5.47	0	0.00	0.00	-	-	-	-		
20	Vimal Kumar Kedla & Sons (HUF)	25,300	0.19	0	0.00	0.00	-	-	-	-		
21	Vimal Kumar Kedla & Sons	25,300	0.19	0	0.00	0.00	-	-	-	-		
22	Vinda Kedla	12,400	0.09	0	0.00	0.00	-	-	-	-		
23	Puja Kedla	136,144	1.00	0	0.00	0.00	-	-	-	-		
	Total	9,629,584	71.08	0	0.00	0.00	-	0.00	0.00	0.00		





(I)(c) (i) Statement showing holding of securities (including shares, warrants, convertible securities) of persons belonging to the category "Public" and holding more than 1% of the total number of shares

Sr. No.	Name of the shareholder	Number of shares held	Shares as a percentage of total number of shares (i.e., Grand Total (A)+(B)+(C) indicated in Statement at para (I)(a) above)	Details of warrants		Details of convertible securities		Total shares (including underlying shares assuming full conversion of warrants and convertible securities) as a % of diluted share capital
				Number of warrants held	As a % total number of warrants of the same class	Number of convertible securities held	% w.e.t total convertible securities of the same class	
1	BIMAL KUMAR DROLIA	200000	1.48	-	-	-	-	-
2	USHA DROLIA	200000	1.48	-	-	-	-	-
3	KAVITA DROLIA	200000	1.48	-	-	-	-	-
4	PRAMOD KUMAR DROLIA	175000	1.29	-	-	-	-	-
5	VIJAY KISHANLAL KEDIA	150745	1.11	-	-	-	-	-
6	dolly khanna	140686	1.04	-	-	-	-	-
	Total	1,066,431	7.87	-	-	-	-	-

(I)(c) (ii) Statement showing holding of securities (including shares, warrants, convertible securities) of persons (together with PAC) belonging to the category "Public" and holding more than 5% of the total number of shares of the company

Sr. No.	Name(s) of the shareholder(s) and the Persons Acting in Concert (PAC) with them	Number of shares	Shares as a percentage of total number of shares (i.e., Grand Total (A)+(B)+(C) indicated in Statement at para (I)(a) above)	Details of warrants		Details of convertible securities		Total shares (including underlying shares assuming full conversion of warrants and convertible securities) as a % of diluted share capital
				Number of warrants	As a % total number of warrants of the same class	Number of convertible securities held	% w.e.t total convertible securities of the same class	
	NIL	-	-	-	-	-	-	-
	Total	NIL	-	-	-	-	-	-



(I)(d) Statement showing details of locked-in shares



Sr. No.	Name of the shareholder	Number of locked-in shares	Locked-in shares as a percentage of total number of shares {i.e., Grand Total (A)+(B)+(C) indicated in Statement at para (I)(a) above}	Promoter / Promoter Group / Public
	NIL			

(II)(a) Statement showing details of Depository Receipts (DRs)

Sr. No.	Type of outstanding DR (ADRs, GDRs, SDRs, etc.)	Number of outstanding DRs	Number of shares underlying outstanding DRs	Shares underlying outstanding DRs as a percentage of total number of shares {i.e., Grand Total (A)+(B)+(C) indicated in Statement at para (I)(a) above}
	NIL	NIL	NIL	NIL

(II)(b) Statement showing Holding of Depository Receipts (DRs), where underlying shares held by 'promoter / promoter group' are in excess of 1% of the total number of shares

Sr. No.	Name of the DR Holder	Type of outstanding DR (ADRs, GDRs, SDRs, etc.)	Number of shares underlying outstanding DRs	Shares underlying outstanding DRs as a percentage of total number of shares {i.e., Grand Total (A)+(B)+(C) indicated in Statement at para (I)(a) above}
	NIL	NIL	NIL	NIL



Handwritten initials or signature.