



Name of the Company	: MANJUSHREE TECHNOPACK LIMITED
Scrip Code	: 532950
Name of the Scrip, Class of Security	: MANJUSHRE, EQUITY
Quarter ended	: 31ST DECEMBER 2014

SHAREHOLDING PATTERN IN COMPLIANCE WITH CLAUSE 35 OF THE LISTING AGREEMENT AS ON 31ST DECEMBER 2014

1(a) Statement showing Shareholding Pattern



Partly paid-up shares :-	No of partly paid-up shares	As a % of total no. of partly paid-up shares	As a % of total no. of shares of the Company
Held by promoter/promoter group	-	-	-
Held by Public	-	-	-
Total(D)	-	-	-
Outstanding convertible securities :-	No of outstanding securities	As a % of total no. of outstanding convertible securities	As a % of total no. of shares of the company, assuming full conversion of the convertible securities
Held by promoter/promoter group	-	-	-
Held by Public	-	-	-
Total(E)	-	-	-
Warrants :-	No of warrants	As a % of total no. of warrants	As a % of total no. of shares of the Company, assuming full conversion of warrants
Held by promoter/promoter group	-	-	-
Held by Public	-	-	-
Total(F)	-	-	-
Total paid-up capital of the company, assuming full conversion of warrants and convertible securities (A+B+C)+(D+E+F)	13,547,700	-	100.00



Category Code	Category of shareholder	Total Number of shareholders	Total number of shares	Number of shares held in dematerialized form	Total shareholding as a percentage of total number of shares		Shares pledged or otherwise encumbered	
					As a percentage of (A+B)1	As a percentage of (A+B+C)	Number of shares	As a percentage
(I)	(II)	(III)	(IV)	(V)	(VI)	(VII)	(VIII)	(IX)=(VIII)/(IV)*100
(A)	Shareholding of Promoter and Promoter Group[2]							
(1)	Indian							
(a)	Individuals/ Hindu Undivided Family	18	2947246	2947246	21.75	21.75	-	-
(b)	Central Government/ State Government(s)	-	-	-	-	-	-	-
(c)	Bodies Corporate	5	6,682,338	6,682,338	49.32	49.32	-	-
(d)	Financial Institutions/ Banks	-	-	-	-	-	-	-
(e)	Any Other (specify)	-	-	-	-	-	-	-
	Sub-Total (A)(1)	23	9629584	9629584	71.08	71.08	0.00	
(2)	Foreign							
(a)	Individuals (Non-Resident Individuals/ Foreign Individuals)	-	-	-	-	-	-	-
(b)	Bodies Corporate	-	-	-	-	-	-	-
(c)	Institutions	-	-	-	-	-	-	-
(d)	Qualified Foreign Investor	-	-	-	-	-	-	-
(e)	Any Other (specify)	-	-	-	-	-	-	-
	Sub-Total (A)(2)	0	0	0	0.00	0.00		
	Total Shareholding of Promoter and Promoter Group (A)= (A)(1)+(A)(2)	23	9,629,584	9,629,584	71.08	71.08		0.00
(B)	Public shareholding[3]							
(1)	Institutions							
(a)	Mutual Funds/ UTI	-	-	-	-	-	-	-
(b)	Financial Institutions/ Banks	2	1,503	1,503	0.01	0.01	-	-
(c)	Central Government/ State Government(s)	-	-	-	-	-	-	-
(d)	Venture Capital Funds	-	-	-	-	-	-	-
(e)	Insurance Companies	-	-	-	-	-	-	-
(f)	Foreign Institutional Investors	-	-	-	-	-	-	-
(g)	Foreign Venture Capital Investors	-	-	-	-	-	-	-
(h)	Qualified Foreign Investor	-	-	-	-	-	-	-
(i)	Any Other (specify)	-	-	-	-	-	-	-
	Sub-Total (B)(1)	2	1,503	1,503	0.01	0.01		
(2)	Non-institutions							
(a)	Bodies Corporate	163	873,487	869,887	6.45	6.45	-	-
(b)	Individuals -							
	i. Individual shareholders holding nominal share capital up to Rs. 1 lakh.	4,234	1,224,184	1,045,779	9.04	9.04	-	-
	ii. Individual shareholders holding nominal share capital in excess of Rs. 1 lakh.	28	1,621,306	1,600,806	11.97	11.97	-	-
(c)	Qualified Foreign Investor	-	-	-	-	-	-	-
(d)	Any Other (specify)	-	-	-	-	-	-	-
	NRI	63	124351	122351	0.92	0.92	-	-
	Clearing Member	77	67785	67785	0.50	0.50	-	-
	Trust	1	5500	5500	0.04	0.04	-	-
	Sub-Total (B)(2)	4,566	3,916,613	3,712,108	28.91	28.91		
	Total Public Shareholding (B)= (B)(1)+(B)(2)	4,568	3,918,116	3,713,611	28.92	28.92		
	TOTAL (A)+(B)	4,591	13,547,700	13,343,195	100.00	100.00	0.00	0.00
(C)	Shares held by Custodians and against which Depository Receipts have been issued							
1	Promoter and Promoter Group	-	-	-	-	-	-	-
2	Public	-	-	-	-	-	-	-
	Sub-Total (C)	-	-	-	-	-	-	-
	GRAND TOTAL (A)+(B)+(C)	4,591	13,547,700	13,343,195	100.00	100.00	0.00	0.00

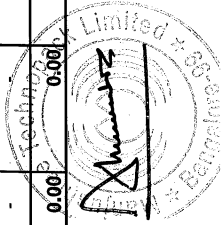
NOT APPLICABLE

NOT APPLICABLE



(l) (b) Statement showing holding of securities (including shares, warrants, convertible securities) of persons belonging to the category "Promoter and Promoter Group"

Sr. No.	Name of the shareholder	Details of Shares held		Encumbered shares (*)			Details of warrants		Details of convertible securities		Total shares (including underlying shares assuming full conversion of warrants and convertible securities) as a % of diluted share capital
		No. of Shares held	As a % of grand total (A)+(B)+(C)	No.	As a percentage (VI)=(V)/(III)*100	As a % of grand total (A)+(B)+(C) of sub clause I)(a)	Number of warrants held	As a % total number of warrants of the same class	Number of convertible securities held	As a % total number of convertible securities of the same class	
(I)	(II)	(III)	(IV)	(V)	(VI)	(VII)	(VIII)	(IX)	(X)	(XI)	(XII)
1	Anchi Devi Kedia	95,095	0.70	0	0.00	0.00	-	-	-	-	-
2	Ankit Kedia	107,063	0.79	0	0.00	0.00	-	-	-	-	-
3	Hitech Creations Pvt. Ltd.	1,770,043	13.07	0	0.00	0.00	-	-	-	-	-
4	Jai Govind Kedia & Sons (HUF)	18,700	0.14	0	0.00	0.00	-	-	-	-	-
5	Jai Govind Kedia & Sons	18,700	0.14	0	0.00	0.00	-	-	-	-	-
6	Jai Govind Vimal Kumar (HUF)	62,600	0.46	0	0.00	0.00	-	-	-	-	-
7	Jai Govind Vimal Kumar	62,600	0.46	0	0.00	0.00	-	-	-	-	-
8	Manjushree Fincap Pvt. Ltd.	1,758,600	12.98	0	0.00	0.00	-	-	-	-	-
9	Mphinite Solutions Pvt. Ltd.	1,163,457	8.59	0	0.00	0.00	-	-	-	-	-
10	Mphinite Technologies Pvt. Ltd.	293,638	2.17	0	0.00	0.00	-	-	-	-	-
11	Nidhi Kedia	173,047	1.28	0	0.00	0.00	-	-	-	-	-
12	Rajat Kedia	291,334	2.15	0	0.00	0.00	-	-	-	-	-
13	Sashi Kedia	203,090	1.50	0	0.00	0.00	-	-	-	-	-
14	Savita Kedia	177,868	1.31	0	0.00	0.00	-	-	-	-	-
15	Shruti Financial Services Pvt. Ltd.	1,696,400	12.52	0	0.00	0.00	-	-	-	-	-
16	Shruti Kedia	9,600	0.07	0	0.00	0.00	-	-	-	-	-
17	Surendra Kedia	742,282	5.48	0	0.00	0.00	-	-	-	-	-
18	Surendra Kumar Kedia & Sons	44,800	0.33	0	0.00	0.00	-	-	-	-	-
19	Vimal Kedia	741,323	5.47	0	0.00	0.00	-	-	-	-	-
20	Vimal Kumar Kedia & Sons (HUF)	25,300	0.19	0	0.00	0.00	-	-	-	-	-
21	Vimal Kumar Kedia & Sons	25,300	0.19	0	0.00	0.00	-	-	-	-	-
22	Vrinda Kedia	12,400	0.09	0	0.00	0.00	-	-	-	-	-
23	Puja Kedia	136,144	1.00	0	0.00	0.00	-	-	-	-	-
	Total	9,629,584	71.08	0	0.00	0.00	-	0.00	0.00	0.00	0.00





(i)(c) (i) Statement showing holding of securities (including shares, warrants, convertible securities) of persons belonging to the category "Public" and holding more than 1% of the total number of shares

Sr. No.	Name of the shareholder	Number of shares held	Shares as a percentage of total number of shares (i.e., Grand Total (A)+(B)+(C) indicated in Statement at para (f)(a) above)	Details of warrants		Details of convertible securities		Total shares (including underlying shares assuming full conversion of warrants and convertible securities) as a % of diluted share capital
				Number of warrants held	As a % total number of warrants of the same class	Number of convertible securities held	% w.e.t total number of convertible securities of the same class	
1	VIJAY KISHANLAL KEDIA	150745	1.11	-	-	-	-	-
2	PRAMOD KUMAR DROLIA	150000	1.11	-	-	-	-	-
3	BIMAL KUMAR DROLIA	150000	1.11	-	-	-	-	-
	Total	450,745	3.33	-	-	-	-	-

(i)(c) (ii) Statement showing holding of securities (including shares, warrants, convertible securities) of persons (together with PAC) belonging to the category "Public" and holding more than 5% of the total number of shares of the company

Sr. No.	Name(s) of the shareholder(s) and the Persons Acting in Concert (PAC) with them	Number of shares	Shares as a percentage of total number of shares (i.e., Grand Total (A)+(B)+(C) indicated in Statement at para (f)(a) above)	Details of warrants		Details of convertible securities		Total shares (including underlying shares assuming full conversion of warrants and convertible securities) as a % of diluted share capital
				Number of warrants	As a % total number of warrants of the same class	Number of convertible securities held	% w.e.t total number of convertible securities of the same class	
	NIL	-	NIL	-	-	-	-	-
	Total	-	-	-	-	-	-	-



(I)(d) Statement showing details of locked-in shares

Sr. No.	Name of the shareholder	Number of locked-in shares	Locked-in shares as a percentage of total number of shares (i.e., Grand Total (A)+(B)+(C) indicated in Statement at para (I)(a) above)	Promoter / Promoter Group / Public
	NIL	-	-	-

(II)(a) Statement showing details of Depository Receipts (DRs)

Sr. No.	Type of outstanding DR (ADRs, GDRs, SDRs, etc.)	Number of outstanding DRs	Number of shares underlying outstanding DRs	Shares underlying outstanding DRs as a percentage of total number of shares (i.e., Grand Total (A)+(B)+(C) indicated in Statement at para (I)(a) above)
	NIL	NIL	NIL	NIL

(II)(b) Statement showing Holding of Depository Receipts (DRs), where underlying shares held by 'promoter / promoter group' are in excess of 1% of the total number of shares

Sr. No.	Name of the DR Holder	Type of outstanding DR (ADRs, GDRs, SDRs, etc.)	Number of shares underlying outstanding DRs	Shares underlying outstanding DRs as a percentage of total number of shares (i.e., Grand Total (A)+(B)+(C) indicated in Statement at para (I)(a) above)
	NIL	NIL	NIL	NIL

