

INTRODUCTORY SUB-TABLE (I)(a)



NAME OF THE COMPANY : MANGALAM CEMENT LIMITED

SCRIP CODE: BSE 502157 NSE MANGLMCEM


CLASS OF SECURITY: EQUITY

QUARTER ENDED: 31/03/2015


Partly paid-up shares:-	No. of partly paid-up shares	As a % of total no of partly paid-up shares	As a % of total no of shares of the Company
Held by promoter/promoter group	0		
Held by public	0		
Total-D	0		
Outstanding convertible securities:-	No. of outstanding securities	As a % of total no of outstanding convertible securities	As a % of total no of shares of the Company, assuming full conversion of the convertible securities
Held by promoter/promoter group	0		
Held by public	0		
Total-E	0		
Warrants:-	No. of warrants	As a % of total no of warrants	As a % of total no of shares of the Company, assuming full conversion of warrants
Held by promoter/promoter group	0		
Held by public	0		
Total-F	0		
Total paid up capital of the company assuming full conversion of warrants and convertible securities	26693780		100

(II)(A) STATEMENT SHOWING SHAREHOLDING PATTERN AS ON								
MANGALAM CEMENT LIMITED								
SCRIP CODE: BSE - 502157			NSE - MANGLMCEM			QUARTER ENDED: 31/03/2015		
Category code	Category of Shareholder	Number of Shareholders	Total number of shares	Number of shares held in dematerialized form	Total shareholding as a percentage of total number of shares		Shares Pledged or otherwise encumbered	
					As a percentage of (A+B)	As a percentage of (A+B+C)	Number of shares	As a percentage
I	II	III	IV	V	VI	VII	VIII	IX
(A) SHAREHOLDING OF PROMOTER AND PROMOTER GROUP								
(1) Indian								
(a) Individuals (HUF)		4	46540	46540	0.174	0.174	0	0
(b) Central Gov/State gov		0	0	0	0	0	0	0
(c) Bodies Corporate		4	7270063	7270063	27.235	27.235	3819563	52.538
(d) Financial Inst. Banks		0	0	0	0	0	0	0
(e) Any Other (Specify)		0	0	0	0	0	0	0
Sub Total (A)(1)		8	7316603	7316603	27.409	27.409	3819563	52.538
(2) Foreign								
(a) Individuals nri/ Individuals/Foreign		0	0	0	0	0	0	0
(b) Bodies Corporate		0	0	0	0	0	0	0
(c) Institutions		0	0	0	0	0	0	0
(d) Any Other (specify) GROUP HOLDING		0	0	0	0	0	0	0
Sub Total (A)(2)		0	0	0	0	0	0	0
TOTAL SHAREHOLDING OF PROMOTER AND PROMOTER GROUP		8	7316603	7316603	27.409	27.409	3819563	52.538
(A)=(A)(1)+(A)(2)								
(B) PUBLIC SHAREHOLDING								
(1) Institutions								
(a) Mutual Funds/UTI		4	1191378	1191378	4.463	4.463	N.A.	N.A.
(b) Financial Inst/Banks		5	64469	64469	0.242	0.242	N.A.	N.A.
(c) Central Government(s) state Government(s)		0	0	0	0	0	N.A.	N.A.
(d) Venture Capital Funds		0	0	0	0	0	N.A.	N.A.
(e) Insurance Companies		1	250	250	0.001	0.001	N.A.	N.A.
(f) Foreign Institutional Investors		5	1783241	1783241	6.68	6.68	N.A.	N.A.
(g) Foreign Venture Capital Investors		0	0	0	0	0	N.A.	N.A.
(h) Any Other (specify) FDI		0	0	0	0	0	N.A.	N.A.
Sub Total (B)(1)		15	3039338	3039338	11.386	11.386	N.A.	N.A.
(2) Non-Institutions								
(a) Bodies Corporate		478	5386719	5381484	20.18	20.18	N.A.	N.A.
(b) Individuals- i. Individual shareholders holding nominal share capital up to Rs. 1 lac		25833	5850326	5352381	21.916	21.916	N.A.	N.A.
(b) Individuals- ii. Individual shareholders holding nominal share capital in excess of Rs. 1 lac.		81	3481887	3481887	13.044	13.044	N.A.	N.A.
(c) Any other (specify) Non-resident indian /OCB		649	658279	658279	2.466	2.466	N.A.	N.A.
(d) Any other (specify) Clearing Member		70	74132	74132	0.278	0.278	N.A.	N.A.
(e) Any other (specify) Trust		3	877616	877616	3.288	3.288	N.A.	N.A.
(f) Any other (specify) foreign bodies corporates		0	0	0	0	0	N.A.	N.A.
(g) Any Other (specify) PAKISTANI SHARE-HOLDERS		0	0	0	0	0	N.A.	N.A.
(i) Any Other (specify) DIRECTOR'S & THEIR RELATIVES		4	8880	8880	0.033	0.033	N.A.	N.A.
Sub Total (B)(2)		27118	16337839	15834659	61.205	61.205	N.A.	N.A.
TOTAL PUBLIC SHAREHOLDING		27133	19377177	18873997	72.591	72.591	N.A.	N.A.
(B)=(B)(1)+(B)(2)								
(C) SHARES HELD BY CUSTODIANS AND AGAINST WHICH DEP. RECEIPTS HAVE BEEN ISSUED								
(a) DEPOSITORY RECEIPTS		0	0	0	0	0	N.A.	N.A.
Sub Total (C)(1)		0	0	0	0	0	N.A.	N.A.
TOTAL SHARES HELD BY CUSTODIANS AND AGAINST WHICH DEP. RECEIPTS HAVE BEEN ISSUED (C)=(C)(1)		0	0	0	0	0	N.A.	N.A.
Grand Total (A) + (B) + (C)		27141	26693780	26190600	100	100	3819563	52.538




MANGALAM CEMENT LIMITED									
STATEMENT SHOWING SHAREHOLDING OF PERSONS BELONGING TO THE CATEGORY 'PUBLIC' AND HOLDING MORE THAN 1% OF THE TOTAL NUMBER OF SHARES. 31/03/2015									
Sr. No.	NAME OF THE SHAREHOLDER	NO OF SHARES	% OF (i)(a)	STATEMENT AT PARA OF IN INDICATED	DETAILS OF WARRANTS		DETAILS OF CONVERTIBLE SECURITIES		TOTAL SHARES (INCLUDING UNDERLYING SHARES ASSUMING FULL CONVERSION OF WARRANTS AND CONVERTIBLE SECURITIES AS A % OF DILUTED SHARE CAPITAL)
					AS A % TOTAL NUMBER OF WARRANTS OF THE SAME CLASS	NUMBER OF CONVERTIBLE SECURITIES OF THE SAME CLASS HELD	% TOTAL NUMBER OF CONVERTIBLE SECURITIES OF THE SAME CLASS	NUMBER OF WARRANTS HELD	
1	INDIA CAPITAL FUND LIMITED	1397596	5.238						1397596
2	ADITYA MARKETING AND MANUFACTURING LIMITE	969200	3.631						969200
3	KESORAM WELFARE SOCIETY	877500	3.287						877500
4	UNANG COMMERCIAL COMPANY LTD	778000	2.915						778000
5	SBI MAGNUM COMIMA FUND	764548	2.864						764548
6	MANAV INVESTMENT AND TRADING CO. LTD.	603797	2.262						603797
7	TATA INVESTMENT CORPORATION LIMITED	414317	1.552						414317
8	TATA TRUSTEE CO. LTD. AVC TATA MUTUAL FUND	343000	1.285						343000
9	FIDELITY FUNDS - ASIAN SMALLER COMPANIES PC	308889	1.157						308889
	TOTAL	6456847	24.189						6456847



MANGALAM CEMENT LIMITED

(I)(b) STATEMENT SHOWING SHAREHOLDING OF PERSONS BELONGING TO THE CATEGORY 'PROMOTOR' 31/03/2016


Sr. No.	NAME OF THE SHAREHOLDER	TOTAL SHARES HELD		SHARES PLEDGED OR OTHERWISE ENCUMBERED		DETAILS OF WARRANTS		DETAILS OF CONVERTIBLE SECURITIES		TOTAL SHARES (INCLUDING UNDERLYING SHARES ASSUMING FULL CONVERSION OF WARRANTS AND CONVERTIBLE SECURITIES AS A % OF DILUTED SHARE CAPITAL
		NUMBER OF GRAND TOTAL (A+B+C)	AS A % OF GRAND TOTAL (A+B+C)	NUMBER OF WARRANTS HELD	AS A % OF WARRANTS HELD	NUMBER OF CONVERTIBLE SECURITIES	AS A % OF CONVERTIBLE SECURITIES			
(i)	(ii)	(iii)	(iv)	(v)	(vi)=v/iii*	(vii)	(viii)	(ix)	(x)	(xi)
1	KESORAM INDUSTRIES LIMITED AND CENTURY TEXTILES INDUSTRIES LTD	3819563	14.309	3819563	14.309	14.309				3819563
2	PILANI INVESTMENT AND INDUSTRIES CORPORATION LTD.	2220500	8.318	0	0	0				2220500
3	B. K. BIRLA FOUNDATION	1120000	4.196	0	0	0				1120000
4	VIDULA JALAN	110000	0.412	0	0	0				110000
5	ANSHUMAN VIKRAM JALAN	26000	0.097	0	0	0				26000
6	BASANT KUMAR BIRLA	10000	0.037	0	0	0				10000
7	SARALA DEVI BIRLA	7040	0.026	0	0	0				7040
8		3500	0.013	0	0	0				3500
	TOTAL	7316603	27.408	3819563	14.309	14.309				7316603



MANGALAM CEMENT LIMITED

(II)(A) STATEMENT SHOWING DETAILS OF DEPOSITORY RECEIPTS (DRs)


Sr. No.	Type of outstanding DR (ADRs, GDRs, SDRs, etc.)	Number of outstanding DRs	Number of shares underlying outstanding DRs	Shares underlying outstanding DRs as a percentage of total number of shares (i.e., Grand Total (A)+(B)+(C) indicated in Statement at para (I)(a) above)
1	ADR	0	0	0
2	GDR	0	0	0
TOTAL		0	0	0



MANGALAM CEMENT LIMITED

STATEMENT SHOWING DETAILS OF LOCKED-IN SHARES 31/03/2015

Sr. No.	FOLIO	DPID-CLID	NAME OF THE SHAREHOLDER	LOCKED SHARES	% OF TOTAL
TOTAL				0	0



MANGALAM CEMENT LIMITED											
STATEMENT SHOWING SHAREHOLDING OF PERSONS BELONGING TO THE CATEGORY											
'PUBLIC' AND HOLDING MORE THAN 5% OF THE TOTAL NUMBER OF SHARES. 31/03/2015											
Sr. No.	FOLIO	DPID-CLID	NAME OF THE SHAREHOLDER	NO OF SHARES	SHARES AS A % OF TOTAL NUMBER OF SHARES (i.e. GRAND TOTAL (A)+(B)+(C) INDICATED IN STATEMENT AT PARA OF (i)(a) ABOVE)	DETAILS OF WARRANTS		DETAILS OF CONVERTIBLE SECURITIES		TOTAL SHARES (INCLUDING UNDERLYING SHARES ASSUMING FULL CONVERSION OF WARRANTS AND CONVERTIBLE SECURITIES AS A % OF DILUTED SHARE CAPITAL) PAN	
						AS A % TOTAL NUMBER OF WARRANTS OF THE SAME CLASS HELD	NUMBER OF CONVERTIBLE SECURITIES OF THE SAME CLASS HELD	% TOTAL NUMBER OF CONVERTIBLE SECURITIES OF THE SAME CLASS			
1		IN30016710011647	INDIA CAPITAL FUND LIMITED	1397596	5.236					1397596	AAACM3867E
TOTAL				1397596	5.236					1397596	

