



Introductory sub-table (D)(a)
(1)(a) Statement showing Shareholding pattern under clause 35 of Listing Agreement.

Name of the Company: MANAPPURAM FINANCE LIMITED			
Scrip Code, Name of the scrip, class of security: 531213, MANAPPFIN, Equity			
Quarter ended: 31-MAR-2015			
Partly paid-up shares:-	No. of partly paid-up shares	As a % of total no. of partly paid-up shares	As a % of total no. of shares of the company
Held by promoter/promoter group		0	0
Held by public		0	0
Total - D	0		0
Outstanding convertible securities:-			
	No. of outstanding securities	As a % of total no. of outstanding convertible securities	As a % of total no. of shares of the company, assuming full conversion of the convertible securities
Held by promoter/promoter group		0	0
Held by public		0	0
Total - E	0		0
Warrants:-			
	No. of warrants	As a % of total no. of warrants	As a % of total no. of shares of the company, assuming full conversion of warrants
Held by promoter/promoter group		0	0
Held by public		0	0
Total - F	0		0
Total paid-up capital of the company, assuming full conversion of warrants and convertible securities (Grand Total (A+B+C)+ D+E+F)			
			841207136




Statement Showing Shareholding Pattern

Category of Shareholder	Number of Shareholders	Total number of shares	Number of shares held in dematerialized form	Total shareholding as a percentage of total number of shares		Shares Pledged of otherwise encumbered	As a percentage of pledged shares to shares held (DX) = (VII)/(IV) * 100
				(IV)	(V)		
(I) Shareholding of Promoter and Promoter Group?	(III)	(IV)	(V)	(VI)	(VII)	(VIII)	(IX)
1 Indian							
(a) Individuals/ Hindu Undivided Family	2	270537856	270537856	32.16	32.16	3060000	1.13
(b) Central Government/ State Government(s)				0.00	0.00		0.00
(c) Bodies Corporate				0.00	0.00		0.00
(d) Financial Institutions/ Banks				0.00	0.00		0.00
(e) Any Others(Specify)				0.00	0.00		0.00
(e-i)				0.00	0.00		0.00
(e-ii)				0.00	0.00		0.00
Sub Total(A)(I)	2	270537856	270537856	32.16	32.16	3060000	1.13
2 Foreign							
a Individuals (Non-Residents Individuals/ Foreign Individuals)				0.00	0.00		0.00
b Bodies Corporate				0.00	0.00		0.00
c Institutions				0.00	0.00		0.00
d Qualified Foreign Investor				0.00	0.00		0.00
e Any Others(Specify)				0.00	0.00		0.00
e-i				0.00	0.00		0.00
e-ii				0.00	0.00		0.00
Sub Total(A)(2)	0	0	0	0.00	0.00	0	0.00
Total Shareholding of Promoter and Promoter Group (A) = (A)(I)+(A)(2)	2	270537856	270537856	32.16	32.16	3060000	1.13
(B) Public shareholding							
1 Institutions							
(a) Mutual Funds/ UTI	20	31888782	31888782	3.79	3.79		
(b) Financial Institutions/ Banks	1	21790	21790	0.00	0.00		
(c) Central Government/ State Government(s)	0	0	0	0.00	0.00		
(d) Venture Capital Funds	0	0	0	0.00	0.00		
(e) Insurance Companies	0	0	0	0.00	0.00		
(f) Foreign Institutional Investors	71	269212922	269212922	32.00	32.00		
(g) Foreign Venture Capital Investors				0.00	0.00		
(h) Qualified Foreign Investor				0.00	0.00		
(i) Any Other (specify)				0.00	0.00		
(i-i) FOREIGN PORTFOLIO INV (CORP.CAT)	20	78582285	78582285	9.34	9.34		
(i-ii)				0.00	0.00		
Sub-Total (B)(1)	112	379705779	379705779	45.14	45.14		



B 2	Non-institutions									
(a)	Bodies Corporate	509	11189763	11185663	1.33	1.33				
(b)	Individuals					0.00				
I	Individuals -i. Individual shareholders holding nominal share capital up to Rs 1 lakh	54534	62271125	54965680	7.40	7.40				
II	ii. Individual shareholders holding nominal share capital in excess of Rs. 1 lakh.	217	51272693	49190693	6.10	6.10				
(c)	Qualified Foreign Investor				0.00	0.00				
(d)	Any Other (specify)	4	6500	6500	0.00	0.00				
(d-i)	TRUSTS	18	11683418	11683418	1.39	1.39				
(d-ii)	DIRECTORS & THEIR RELATIVES	1203	6200513	5880513	0.74	0.74				
(d-iii)	NON RESIDENT INDIANS	211	1704986	1704986	0.20	0.20				
(d-iv)	CLEARING MEMBERS	675	1587057	1587057	0.19	0.19				
(d-v)	HINDU UNDIVIDED FAMILIES	1	44547446	44547446	5.30	5.30				
(d-vi)	FOREIGN CORPORATE BODIES	1	500000	500000	0.06	0.06				
(d-vii)	NRI DIRECTORS									
	Sub-Total (B)(2)	57373	190963501	181251956	22.70	22.70				
(B)	Total Public Shareholding (B) = (B)(1)+(B)(2)	57485	570669280	560957735	67.84	67.84				
	TOTAL (A)+(B)	57487	841207136	831495591	100	100			3060000	0.36
(C)	Shares held by Custodians and against which Depository Receipts have been issued									
1	Promoter and Promoter Group					0.00				0.00
2	Public					0.00				0.00
	Sub-Total (C)	0	0	0	0	0			0	0
	GRAND TOTAL (A)+(B)+(C)	57487	841207136	831495591	100	100			3060000	0.36



(1)(b) Statement showing holding of securities (including shares, warrants, convertible securities) of persons belonging to the category “Promoter and Promoter Group”


Sr. No.	Name of the shareholder	Details of Shares held		Encumbered shares ^(*)			Details of warrants		Details of convertible securities		Total shares (including underlying shares assuming full conversion of warrants and convertible securities) as a % of diluted share capital
		Number of shares held	As a % of grand total (A)+(B)+(C)	Number of shares	As a percentage of pledged shares to shares held	As a % of grand total (A)+(B)+(C) of sub-clause (I)(a)	Number of warrants held	As a % total number of warrants of the same class	Number of convertible securities held	As a % total number of convertible securities of the same class	
	(II)										
1	NANDAKUMAR V P	22253778	26.45	3060000	1.38	0.36	0.00	0.00	0.00	0.00	26.46
2	SUSHAMA NANDAKUMAR	48000078	5.71	0	0.00	0.00	0.00	0.00	0.00	0.00	5.71
3			0.00		0.00	0.00	0.00	0.00	0.00	0.00	0.00
4			0.00		0.00	0.00	0.00	0.00	0.00	0.00	0.00
5			0.00		0.00	0.00	0.00	0.00	0.00	0.00	0.00
6			0.00		0.00	0.00	0.00	0.00	0.00	0.00	0.00
7			0.00		0.00	0.00	0.00	0.00	0.00	0.00	0.00
8			0.00		0.00	0.00	0.00	0.00	0.00	0.00	0.00
9			0.00		0.00	0.00	0.00	0.00	0.00	0.00	0.00
10			0.00		0.00	0.00	0.00	0.00	0.00	0.00	0.00
11			0.00		0.00	0.00	0.00	0.00	0.00	0.00	0.00
12			0.00		0.00	0.00	0.00	0.00	0.00	0.00	0.00
13			0.00		0.00	0.00	0.00	0.00	0.00	0.00	0.00
14			0.00		0.00	0.00	0.00	0.00	0.00	0.00	0.00
15			0.00		0.00	0.00	0.00	0.00	0.00	0.00	0.00
TOTAL		270537856	32.16	3060000	1.13	0.36	0	0.00	0	0.00	32.16



(*) The term “encumbrance” has the same meaning as assigned to it in regulation 28(3) of the SAST Regulations, 2011

(D)(c)(i) Statement showing holding of securities (including shares, warrants, convertible securities) of persons belonging to the category "Public" and holding more than 1% of the total number of shares

Sr. No.	Name of the shareholder	Number of shares	Shares as a percentage of total number of shares (i.e., Grand Total (A)+(B)+(C) indicated in Statement at para (d)(a) above)	Details of warrants		Details of convertible securities		Total shares (including underlying shares assuming full conversion of warrants and convertible securities) as a % of diluted share capital
				Number of warrants held	As a % total number of warrants of the same class	Number of convertible securities held	% w.r.t total number of convertible securities of the same class	
1	DSP BLACKROCK MICRO CAP FUND	8723343	1.037	0.00	0.00	0.00	1.037	
2	MERRILL LYNCH CAPITAL MARKETS ESPANA	14271019	1.696	0.00	0.00	0.00	1.696	
3	BARING INDIA PRIVATE EQUITY FUND III	79360973	9.434	0.00	0.00	0.00	9.434	
4	MORGAN STANLEY ASIA (SINGAPORE) PTE.	12500599	1.486	0.00	0.00	0.00	1.486	
5	SMALLCAP WORLD FUND, INC	54930986	6.530	0.00	0.00	0.00	6.530	
6	BARING INDIA PRIVATE EQUITY FUND II	26453439	3.145	0.00	0.00	0.00	3.145	
7	MOUSSEGANESH LIMITED	9064359	1.078	0.00	0.00	0.00	1.078	
8	BRIC II MAURITIUS TRADING	12931619	1.537	0.00	0.00	0.00	1.537	
9	WELLINGTON MANAGEMENT PORTFOLIOS	8447969	1.004	0.00	0.00	0.00	1.004	
10	THE WELLINGTON TRUST COMPANY NATIONAL ASSOCIATION	20918042	2.487	0.00	0.00	0.00	2.487	
11	BEAVER INVESTMENT HOLDINGS	21146801	2.514	0.00	0.00	0.00	2.514	
12	ASHISH DHAWAN	14759947	1.755	0.00	0.00	0.00	1.755	
13	HUDSON EQUITY HOLDINGS LIMITED	44547446	5.296	0.00	0.00	0.00	5.296	
	TOTAL	328055542	39.00	0.00	0.00	0.00	39.00	



(I)(d) Statement showing details of locked-in shares

Sr. No.	Name of the shareholder	Number of locked-in shares	Locked-in shares as a percentage of total number of shares {i.e., Grand Total (A)+(B)+(C) indicated in Statement at para (I)(a) above}
1			0.00
2			0.00
3			0.00
4			0.00
5			0.00
6			0.00
7			0.00
8			0.00
9			0.00
TOTAL		0	0.00



(II)(a) Statement showing details of Depository Receipts (DRs)

Sr. No.	Type of outstanding DR (ADRs, GDRs, SDRs, etc.)	Number of outstanding DRs	Number of shares underlying outstanding DRs	Shares underlying outstanding DRs as a percentage of total number of shares (i.e., Grand Total (A)+(B)+(C) indicated in Statement at para D)(a) above}
1				0.00
2				0.00
3				0.00
4				0.00
5				0.00
6				0.00
7				0.00
8				0.00
9				0.00
TOTAL		0	0	0.00



(II)(b) Statement showing Holding of Depository Receipts (DRs), where underlying shares held by "promoter/promoter group" are in excess of 1% of the total number of shares

Sr. No.	Name of the DR Holder	Type of outstanding DR (ADRs, GDRs, SDRs, etc.)	Number of shares underlying outstanding DRs	Shares underlying outstanding DRs as a percentage of total number of shares {i.e., Grand Total (A)+(B)+(C) indicated in Statement at para (I)(a) above}
1				0.00
2				0.00
3				0.00
4				0.00
5				0.00
6				0.00
7				0.00
8				0.00
9				0.00
				0.00
TOTAL			0	0.00

