

(D) (a) Statement Showing Shareholding Pattern

Name of the Company : MCS Limited

Script Code, Name of the scrip, class of security: 523221

Quarter Ended

31-Mar-2015

/EQUITY

Partly paid-up shares:-	No. of partly paid-up shares	As a % of total no. of partly paid-up shares	As a % of total no. of shares of the company
Held by promoter/promoter group	NA	NA	NA
Held by public	NA	NA	NA
Total	NA	NA	NA
Outstanding convertible Securities:-	No. of outstanding securities	As a % of total no. of outstanding convertible securities	As a % of total no. of shares of the company, assuming full conversion of the convertible securities
Held by promoter/promoter group	NA	NA	NA
Held by public	NA	NA	NA
Total	NA	NA	NA
Warrants:-	No. of warrants	As a % of total no. of warrants	As a % of total no. of shares of the company, assuming full conversion of warrants
Held by promoter/promoter group	0	0	.00000
Held by public	0	0	.00000
Total	0	0	.00000
Total paid-up capital of the company, assuming full conversion of warrants and convertible securities			
5219282			

Prepared by MCS Limited.

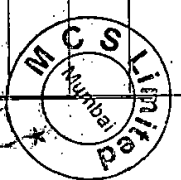


(1) (a) Statement Showing Shareholding Pattern

Name Of The Company : MCS Limited

Quarter Ended 31-Mar-2015

Category Code	Category of Shareholders	Number of shareholders	Total no. of Shares	No. of Shares held in Dematerialised form	Total shareholding as a percentage of total shares		Number of shares	As a percentage
					As a percentage of (A+B)	As a percentage of (A+B+C)		
<b>A Shareholding of Promoter and Promoter Group<sup>2</sup></b>								
<b>1 Indian</b>								
a	Individuals/ Hindu Undivided Family	4	2086053	2086053	39.9682	39.9682	0	.0000
b	Central Government/ State Government(s)	0	0	0	.0000	.0000	0	.0000
c	Bodies Corporate	0	0	0	.0000	.0000	0	.0000
d	Financial Institutions/ Banks	0	0	0	.0000	.0000	0	.0000
<b>e Any Other (Specify)</b>								
i	Trust	0	0	0	.0000	.0000	0	.0000
ii	Society	0	0	0	.0000	.0000	0	.0000
iii	Directors and their Relatives	0	0	0	.0000	.0000	0	.0000
		<b>Sub Total (A)(1) :</b>		2086053	39.9682	39.9682	0	.0000
<b>2 Foreign</b>								
a	Individuals (Non Resident Indians / Foreign Individuals)	0	0	0	.0000	.0000	0	.0000
b	Bodies Corporate	0	0	0	.0000	.0000	0	.0000
c	Institutions	0	0	0	.0000	.0000	0	.0000
d	Qualified Foreign Investor	0	0	0	.0000	.0000	0	.0000
<b>e Any Other ( Specify )</b>								
		<b>Sub Total (A)(2) :</b>		0	.0000	.0000	0	.0000
		<b>Total Shareholding of Promoter and Promoter Group (A) = (A)(1) + (A)(2) :</b>		2086053	39.9682	39.9682	0	.0000
<b>B Public Shareholding<sup>3</sup></b>								
<b>1 Institutions</b>								
a	Mutual Funds/ UTI	1	100	0	.0019	.0019	0	.0000
b	Financial Institutions/ Banks	2	400	0	.0077	.0077	0	.0000
c	Central Government/ State Government(s)	0	0	0	.0000	.0000	0	.0000




## (1) (a) Statement Showing Shareholding Pattern

Name Of The Company : MCS Limited


Quarter Ended 31-Mar-2015

Category Code	Category of Shareholders	Number of shareholders	Total no. of Shares	No. of Shares held in Dematerialised form	Total Shareholding as a percentage of total shares		Shares pledged or otherwise encumbered	
					As a percentage of (A+B)	As a percentage of (A+B+C)	Number of Shares	As a percentage
B	Public Shareholding							
I	Institutions							
e	Insurance Companies	0	0	0	.0000	.0000	NA	NA
f	Foreign Institutional Investors	0	0	0	.0000	.0000		
B	Foreign Venture Capital Investors	0	0	0	.0000	.0000		
h	Qualified Foreign Investor	0	0	0	.0000	.0000		
i	Any Other (Specify)	0	0	0	.0000	.0000		
	Sub Total (B)(1) :	3	500	0	.0096	.0096	NA	NA
2	Non-Institutions							
a	Bodies Corporate	98	974632	972422	18.6737	18.6737		
b	Individuals							
i	Individual Shareholders Holding Nominal Share Capital Up to Rs. 1 Lakh.	7677	1401258	1044083	26.8477	26.8477		
ii	Individual Shareholders Holding Nominal Share Capital in excess of Rs. 1 Lakh.	22	751943	751943	14.4070	14.4070		
c	Qualified Foreign Investor	0	0	0	.0000	.0000		
d	Any Other (Specify)	0	0	0	.0000	.0000		
i	Trust & Foundations	0	0	0	.0000	.0000		
ii	Cooperative Societies	0	0	0	.0000	.0000		
iii	Educational Institutions	0	0	0	.0000	.0000		
iv	Non Resident Individual	6	4896	4896	.0938	.0938		
v	Foreign Companies	0	0	0	.0000	.0000		
vi	OCB	0	0	0	.0000	.0000		
	Sub Total (B)(2) :	7803	3132729	2773344	60.0222	60.0222		
	Total Public Shareholding (B) = (B)(1) + (B)(2) :	7806	3133229	2773344	60.0318	60.0318		
	Total (A) + (B) :	7810	5219282	4859397	100.0000	100.0000	0	.0000
C	Shares held by Custodians and against which Depository Receipts have been issued							
i	Promoter and Promoter group	0	0	0	0	0		
ii	Public	0	0	0	0	0		




UNIT : MCS Limited  
 (1) (b) Statement showing holding of securities(including shares,warrants,convertible securities) of persons belonging to the category "Promoter and Promoter Group"

Sl No.	Name of the shareholder	Total shares held		Shares pledged or otherwise encumbered		Details of Warrants		Details of Convertible		Total shares(including underlying shares assuming full conversion of warrants and convertible securities) as a % of diluted share capital
		Number	As a % of grand total (A)+(B)+(C)	Number	As a percentage	Number of Warrants	As a % of total number of warrants of the same class	Number of convertible securities held	As a % of total convertible securities of the same class	
1	SAURABH RATERIA	830301	15.9083	0	.0000	Nil	Nil	Nil	Nil	Nil
2	SNEHA RATERIA	800000	15.3278	0	.0000	Nil	Nil	Nil	Nil	Nil
3	SAURABH RATERIA	453252	8.6842	0	.0000	Nil	Nil	Nil	Nil	Nil
4	SAROJ RATERIA	2500	.0479	0	.0000	Nil	Nil	Nil	Nil	Nil
	<b>TOTAL</b>	2086053	39.9682	0	.0000	Nil	Nil	Nil	Nil	Nil



UNIT : MCS Limited  
 (1) (c)(i) Statement showing holding of securities(including shares,warrants,convertible securities) of persons belonging to the category "Public" and holding more than 1% of the total number of shares.

Srl No.	Name of the shareholder	Number of Shares	Shares as a percentage of total number of shares [i.e. Grand Total (A)+(B)+(C) indicated in Statement at para (D)(a) above]	Details of Warrants		Details of Convertible Securities held		Total shares(including underlying shares assuming full conversion of warrants and convertible securities) as a % of diluted share capital
				Number of Warrants	As a % of total number of warrants of the same class	Number of convertible securities held	As a % of total number of convertible securities of the same class	
1	S.K INFOSOLUTIONS PVT.LTD	700000	13.4118	Nil	Nil	Nil	Nil	Nil
2	BALRAM BHARWANI	101100	1.9370	Nil	Nil	Nil	Nil	Nil
3	SHADNAK JAGDISH SHAH	99837	1.9128	Nil	Nil	Nil	Nil	Nil
4	JAGDISH AMRITLAL SHAH	82769	1.5858	Nil	Nil	Nil	Nil	Nil
5	GAGAN MERCHANTS PRIVATE LIMITED	81255	1.5568	Nil	Nil	Nil	Nil	Nil
6	LUDXMI KANT GUPTA	62134	1.1905	Nil	Nil	Nil	Nil	Nil
7	DIPAK KANAYALAL SHAH	61000	1.1687	Nil	Nil	Nil	Nil	Nil
	TOTAL	1188095	22.7656	Nil	Nil	Nil	Nil	Nil



UNIT : MCS Limited

(1) (c)(ii) Statement showing holding of securities(including shares,warrants,convertible securities) of persons (together with PAC) belonging to the category "Public" and holding more than 5% of the total number of shares of the company.

Sl No.	Name of the shareholder and the Persons Acting In Concert(PAC) with them	Number of Shares	Shares as a percentage of total number of shares (i.e. Grand Total (A)+(B)+(C) indicated in Statement at para (1)(a) above )	Details of Warrants		Details of Convertible Securities held		Total shares(including underlying shares assuming full conversion of warrants and convertible securities) as a % of diluted share capital
				Number of Warrants	As a % of total number of warrants of the same class	Number of convertible Securities held	% of total number of convertible securities of the same class	
1	S.K.INFOSOLUTIONS PVT LTD	700000	13.4118	Nil	Nil	Nil	Nil	Nil
	<b>TOTAL</b>	700000	13.4118	Nil	Nil	Nil	Nil	Nil



UNIT : MGS Limited

(1) (d) Statement showing details of locked-in shares.

Sl No.	Name of the shareholder	Category	Number of Shares Locked-in	Locked-in Shares as a percentage of total number of shares i.e., Grand Total (A)+(B)+(C) indicated in Statement at para (1)(a) above }
1			Nil	Nil
	TOTAL		Nil	Nil

