


Name of the Company	LINKSON INTERNATIONAL LTD		
Scrip Code		Quarter Ended	31/12/2013

Partly Paid-up Shares	No. of partly paid-up shares	As a % of total no. of partly paid-up shares	As a % of total no. of shares of the company
Held by promoter/promoter group	NIL	NIL	NIL
Held by public	NIL	NIL	NIL
Total			

Outstanding convertible securities :-	No. of outstanding securities	As a % of total no. of outstanding convertible securities	As a % of total no. of shares of the company, assuming full conversion of the convertible securities
Held by promoter/promoter group	NIL	NIL	NIL
Held by public	NIL	NIL	NIL
Total			

Warrants:-	No. of warrants	As a % of total no. of warrants	As a % of total no. of shares of the company assuming full conversion of the warrants
Held by promoter/promoter group	NIL	NIL	NIL
Held by public	NIL	NIL	NIL
Total			

Total paid-up capital of the company, assuming full conversion of warrants and convertible securities	3302160
---	---------



(1)(a) Statement showing Shareholding Pattern under Clause 35 of the Listing Agreement

Name of the Company	LINKSON INTERNATIONAL LTD	
Script Code	Quarter Ended	31/12/2013

Category/Code	Category Shareholder	Number of Shareholders	Total number of shares	Number of shares held in dematerialized form	Total Shareholding as a percentage of total number of shares		Shares Pledged or otherwise encumbered
					As a Percentage of (A+B)	As a Percentage of (A+B+C)	
(A)	Shareholding of Promoter and Promoter Group						
1	Indian						
(a)	Individuals / Hindu Undivided Family	0	0	0	0.00	0.00	0
(b)	Central Government/ State Government(s)	0	0	0	0.00	0.00	0
(c)	Bodies Corporate	1	296000	296000	8.96	8.96	0
(d)	Financial Institutions/Banks	0	0	0	0.00	0.00	0
(e)	Any Other (Specify)						
	(a) Directors	2	805148	805148	24.38	24.38	805148
	(b) Directors Relative	2	1200	1200	0.04	0.04	0
	(c) Person Acting in Concert	0	0	0	0.00	0.00	0
	Sub Total (A)(1)	5	1102348	1102348	33.38	33.38	805148
2	Foreign						
(a)	Individuals(Non-Resident Individuals/ Foreign Individuals)	0	0	0	0.00	0.00	0
(b)	Bodies Corporate	0	0	0	0.00	0.00	0
(c)	Institutions	0	0	0	0.00	0.00	0
(d)	Qualified Foreign Investor	0	0	0	0.00	0.00	0
(e)	Any Other (Specify)						
	Sub Total (A)(2)	0	0	0	0.00	0.00	0
	Total Shareholding of Promoter and Promoter Group (A)=(A)(1)+(A)(2)	5	1102348	1102348	33.38	33.38	805148
							73.04



LINKSON INTERNATIONAL LTD

Name of the Company: LINKSON INTERNATIONAL LTD
 Scrip Code: /
 Quarter Ended: 31/12/2013

Category Code	Category Shareholder	Number of Shareholders of Shares	Total number of shares	Number of shares held in dematerialized form	Total Shareholding as a percentage of total number of shares		Shares pledged or otherwise encumbered
					As a Percentage of (A+B)	As a Percentage of (A+B+C)	
(B)	Public Shareholding						N.A.
1	Institutions						N.A.
(a)	Mutual Funds / UTI	0	0	0	0.00	0.00	
(b)	Financial Institutions / Banks	0	0	0	0.00	0.00	
(c)	Central Government / State Government(s)	0	0	0	0.00	0.00	
(d)	Venture Capital Funds	0	0	0	0.00	0.00	
(e)	Insurance Companies	0	0	0	0.00	0.00	
(f)	Foreign Institutional Investors	0	0	0	0.00	0.00	
(g)	Foreign Venture Capital Investors	0	0	0	0.00	0.00	
(h)	Qualified Foreign Investor	0	0	0	0.00	0.00	
(i)	Any Other (Specify)	0	0	0	0.00	0.00	
	Sub Total (B)(1)	0	0	0	0.00	0.00	N.A.
2	Non-Institutions						
(a)	Bodies Corporate	23	1549860	1441860	46.93	46.93	
(b)	Individuals	259	308161	139261	9.33	9.33	
(i)	Individual Shareholders holding nominal share capital up to Rs. 1 lakh						
(ii)	Individual Shareholders holding nominal share capital in excess of Rs. 1 lakh	5	334000	97300	10.11	10.11	
(c)	Qualified Foreign Investor	0	0	0	0.00	0.00	
(d)	Any Other (Specify)	0	0	0	0.00	0.00	
	(a) N.R.I. (Repatriated)	0	0	0	0.00	0.00	
	(b) Foreign Corporate Bodies	0	0	0	0.00	0.00	
	(c) Trust	0	0	0	0.00	0.00	
	(d) Hindu Undivided Family	15	7790	7790	0.24	0.24	
	(f) Employee	0	0	0	0.00	0.00	
	(h) Clearing Members	1	1	1	0.00	0.00	
	Sub Total (B)(2)	303	2199812	1706212	66.62	66.62	N.A.
	Total Public Shareholding (B) = (B)(1)+(B)(2)	303	2199812	1706212	66.62	66.62	
	TOTAL (A)+(B)	308	3302160	2808560	100.00	100.00	N.A.
(C)	Shares held by Custodians and against which Depository Receipts have been issued						
1)	Promoter and Promoter Group	0	0	0	0.00	0.00	N.A.
2)	Public	0	0	0	0.00	0.00	N.A.
	Sub-Total (C)	0	0	0	0.00	0.00	N.A.
	GRAND TOTAL (A)+(B)+(C)	308	3302160	2808560	100.00	100.00	N.A.



Name of the Company | LINKSON INTERNATIONAL LTD

Strip Code | Quarter Ended | 31/12/2013

(1)(b) Statement showing holding of securities (including shares, warrants, convertible securities) of persons belonging to the category "Promoter and Promoter Group"

Sl. No.	Name of the Shareholder	Details of Shares held		Encumbered shares (M)		Details of Warrants		Details of convertible securities		Total Shares (including underlying shares assuming full conversion of warrants and convertible securities as a % diluted share capital)	
		Number of shares held	as a % of Grand Total (A)/(B)+(C)	Number	As a percentage	Number of Warrants held	As a % total number of warrants of the same class	Number of Convertible securities held	As a % total number of convertible securities of the same class		
(I)	(II)	(III)	(IV)	(V)	(VI)=(V)/(III)*100	(VII)	(VIII)	(IX)	(X)	(XI)	
1	MAMLU SAMELA	423500	12.81	423500	100.00	12.82	0	0.00	0	0.00	12.81
2	YASHWANT SAMELA	381848	11.56	381848	100.00	11.56	0	0.00	0	0.00	11.56
3	LYRA HOUSING AND FINANCE PRIVATE LT	296000	8.96	0	0.00	0.00	0	0.00	0	0.00	8.96
4	BARUNA YASHWANT SAMELA	600	0.01	0	0.00	0.00	0	0.00	0	0.00	0.01
5	KUMAR SAURAV SAMELA	600	0.01	0	0.00	0.00	0	0.00	0	0.00	0.01
	TOTAL	1102548	33.38	895148	73.04	24.38	0	0.00	0	0.00	33.38

(*) The term "encumbrance" has the same meaning as assigned to it in regulation 28(3) of the SEBI Regulation, 2011



Name of the Company	LINKSON INTERNATIONAL LTD
Scrip Code	
Quarter Ended	31/12/2013

(D)(C)(1) Statement showing holding of securities (including shares, warrants, convertible securities) of persons belonging to the category "Public" and holding more than 1% of the total number of shares


Sr. No.	Name of the Shareholder	Total number of shares	Shares as a % of total number of shares		Details of Warrants		Details of convertible securities		Total Shares (Including underlying Full conversion of warrants and convertible securities as a % of diluted share capital)
			Total (A)+(B)+(C) indicated in Statement at para (I)(a) above)	Total (A)+(B)+(C)	Number of Warrants held	As a % total number of warrants of the same class	Number of Convertible securities held	As a % total number of convertible securities of the same class	
1	DANMOM CONSTRUCTIONS PRIVATE LIMITE	357540	10.82		0	0.00	0	0.00	10.82
2	RANGHURI MERCHANTISE PRIVATE LIMITE	357540	10.82		0	0.00	0	0.00	10.82
3	MANGALGOURI MARKETING PRIVATE LIMIT	357540	10.82		0	0.00	0	0.00	10.82
4	AKASHDEEP COMMERCIAL PRIVATE LIMITE	357540	10.82		0	0.00	0	0.00	10.82
5	ANAND LAL TAPRASAD CHATURVEDI	97300	2.94		0	0.00	0	0.00	2.94
6	MAOHU SAROO	62400	1.88		0	0.00	0	0.00	1.88
7	MANOHARLAL ANJHALIYA	60000	1.81		0	0.00	0	0.00	1.81
8	MARESH SAROO	57900	1.75		0	0.00	0	0.00	1.75
9	PARAG SAROO	56400	1.70		0	0.00	0	0.00	1.70
3	TOTAL	1764160	53.42		0	0.00	0	0.00	53.42



Name of the Company	LINKSON INTERNATIONAL LTD	
Script Code	Quarter Ended	31/12/2013

(D)(c)(ii) Statement showing holding of securities (including shares, warrants, convertible securities) of persons (together with PAC) belonging to the category "Public" and holding more than 5% of the total number of shares of the company

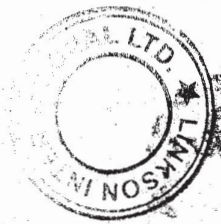
Sr. No.	Name(s) of the Shareholder(s) and the Persons Acting in Concert (PAC) with them	Number of shares	Shares as a % of total number of shares (i.e. Grand Total (A)+(B)+(C) indicated in Statement at para (I)(a) above)	Details of Warrants		Details of convertible securities		Total Shares (including underlying shares assuming full conversion of warrants and convertible securities) as a % of diluted share capital
				Number of Warrants held	As a % total number of warrants of the same class	Number of Convertible securities held	% v.r.t. total number of convertible securities of the same class	
1	DANMON CONSTRUCTIONS PRIVATE LIMITE	357540	10.82	0	0.00	0	0.00	10.82
2	RANBHUMI MERCHANDISE PRIVATE LIMITE	357540	10.82	0	0.00	0	0.00	10.82
3	MANGALGOURI MARKETING PRIVATE LIMITE	357540	10.82	0	0.00	0	0.00	10.82
4	AKASHDEEP COMMERCIAL PRIVATE LIMITE	357540	10.82	0	0.00	0	0.00	10.82
3	TOTAL	1430160	43.31					43.31



Name of the Company	LINKSON INTERNATIONAL LTD		
Scrip Code	Quarter Ended	31/12/2013	

Statement showing details of locked-in shares

Sr. No.	Name of the Shareholder	Total number of shares	Shares as a % of total number of shares (i.e. Grand Total (A)+(B)+(C) indicated in Stat-ment at para (I)(a))	Promoter / Promoter Group / Public
1	NIL	0	0.00	
	TOTAL	0	0.00	



Name of the Company	LINKSON INTERNATIONAL LTD		
Scrip Code		Quarter Ended	31/12/2013

(II)(a) Statement showing details of Depository Receipts (DRs)

Sr. No.	Type of outstanding DR (ADRs, GDRs, SDRs, etc.)	Number of outstanding DRs	Total number of shares	Shares underlying outstanding DRs as a % of total number of shares (i.e., GRAND TOTAL (A)+(B)+(C) indicated in statement at para (I)(a) above)
	NIL	NIL	NIL	NIL
	TOTAL			

(II)(b) Statement showing holding of Depository Receipts (DRs), where underlying shares are in excess of 1% of the total number of shares


Sr. No.	Name of the DR Holder	Type of outstanding DR (ADRs, GDRs, SDRs, etc.)	Number of shares underlying outstanding DRs	Shares underlying outstanding DRs as a % of total number of shares (i.e., GRAND TOTAL (A)+(B)+(C) indicated in statement at para (I)(a) above)
	NIL	NIL	NIL	NIL
	TOTAL			



LINKSON INTERNATIONAL LTD
SUMMARY OF FINAL SHAREHOLDING PATTERN

31/12/2013

DATE CATEGORY	DESCRIPTION	NO. OF SHARES	% OF CAPITAL	NO. OF HOLDERS	% OF HOLDERS
00	INDIVIDUALS	642161	19.45	264	85.71
07	CORPORATE PROMOTER UNDER SAME	296000	8.96	1	0.32
31	BODIES CORPORATE	1549860	46.93	23	7.47
32	CLEARING MEMBERS	1	0.00	1	0.32
41	DIRECTORS	805148	24.38	2	0.65
42	DIRECTORS RELATIVES	1200	0.04	2	0.65
98	HINDU UNDIVIDED FAMILY	7790	0.24	15	4.87
TOTAL	----->	3302160	100.00	308	100.00



FOLIO NO.	NAME OF THE HOLDER	SHARES	% CAPITAL
IN300888-14644627	MANJU SANGLA	423300	12.81
IN301330-21343151	YASHWANT SANGLA	381848	11.56
IN301774-16067311	DANNON CONSTRUCTIONS PRIVATE LIMITE	357540	10.82
IN301774-16059057	RANBHUMI MERCHANDISE PRIVATE LIMITE	357540	10.82
IN301774-16060573	MANGALGOURI MARKETING PRIVATE LIMIT	357540	10.82
IN301774-16070294	AKASHDEEP COMMERCIAL PRIVATE LIMITE	357540	10.82
1201320001391171	LYRA HOUSING AND FINANCE PRIVATE LT	296000	8.96
IN301330-21240877	ANAND LALTAPRASAD CHATURVEDI	97300	2.94
000681	MADHU SABOO	62400	1.88
000705	MANDHARLAL ANCHALIYA	60000	1.81
000694	NARESH SABOO	57900	1.75
000679	PARAG SABOO	56400	1.70
PRF006	MANGALGOURI MARKETING PRIVATE LTD	22000	0.66
PRF007	RANBHUMI MERCHANDISE PRIVATE LTD	22000	0.66
PRF008	DANNON CONSTRUCTIONS PRIVATE LTD	22000	0.66
PRF009	AKASHDEEP COMMERCIAL PRIVATE LTD.	22000	0.66
1203660000002540	MAVERICK SHARE BROKERS LIMITED	20804	0.63
IN300360-20087818	HITESH RAMJI JAVERI	18500	0.56
000619	LALIT KUMAR TONGIA	12600	0.38
1201880000002577	RAJ KUMAR LOHIA	12200	0.36
1301930002509773	SENTHAMARAI M	10504	0.31
000714	SUSHIL AGRAWAL	7200	0.21
000740	ARUN D. MITTAL	7200	0.21
12036300000061876	RAJEEV KAMALKISHORE BIYANI	7000	0.21
000614	VIPENDRA KUMAR UPADHYAY	6600	0.19
12026500000026960	RAHUL ANANTRAI MEHTA	6199	0.18
000039	PURUSHOTTAM DAS RATHI	6000	0.18
000637	MUNINDRA MISHRA	6000	0.18
000715	ALOK BHATTACHARYA	6000	0.18
000716	ARVIND GUPTA	6000	0.18
000713	JAYESH PALAN	6000	0.18
000728	AYYUB H. KHAN	5400	0.16
IN301549-16807704	KINNER P SAPANI	5330	0.16
1204470004900861	ALPABEN NILESHKUMAR SHAH	4830	0.14
000710	VIJAY FUNWATKAR	4800	0.14
000717	LEHARCHAND S. LAKHANI	4800	0.14
1201770100816419	SUNITA KOTHARI	4520	0.13
L00101	LEHERCHAND S LAKHANI	4200	0.12
IN301549-14241312	LAHERCHAND SHAMJI LAKHANI	4046	0.12
IN301549-17844662	PARUL M SHAH	3648	0.11
000719	UMESH MAHESHWARI	3600	0.10
IN300870-10158392	CHARUDATTA DATTATRAYA VIBHUTE	3200	0.09
IN300476-41342004	SUDESHKUMAR VIDYADHAR JOSHI	3000	0.09
000712	MOHAN PILLAY	3000	0.09
IN300773-10256675	SUJIT PRASAD DAS	3000	0.09
000561	SHAILESH SHRINIWAS DWIVEDI	3000	0.09
000562	MEENA DWIVEDI	3000	0.09
000563	DAKSHA HEMANT BHARTI	3000	0.09
000564	SHAILESH DWIVEDI	3000	0.09
000565	KALAVATI DWIVEDI	3000	0.09
00050	TOTAL SHARES ----->	3164489	95.83




FOLIO NO.	NAME OF THE HOLDER	SHARES	% CAPITAL
IN301330-21240877	ANAND LALTAPRASAD CHATURVEDI	97300	2.94
000681	MADHU SABOO	62400	1.88
000705	MANOHARLAL ANCHALIYA	60000	1.81
000694	NARESH SABOO	57900	1.75
000679	PARAG SABOO	56400	1.70
IN300360-20087818	HITESH RAMJI JAVERI	18500	0.56
000619	LALIT KUMAR TONGIA	12600	0.38
1201880000002577	RAJ KUMAR LOHIA	12200	0.36
1301930002509773	SENTHAMARAI M	10504	0.31
000714	SUSHIL AGRAWAL	7200	0.21
000740	ARUN D. MITTAL	7200	0.21
1203630000061876	RAJEEV KAMALKISHORE BIYANI	7000	0.21
000614	VIPENDRA KUMAR UPADHYAY	6600	0.19
1202650000026960	RAHUL ANANTRAI MEHTA	6199	0.18
000039	PURUSHOTTAM DAS RATHI	6000	0.18
000637	MUNINDRA MISHRA	6000	0.18
000715	ALOK BHATTACHARYA	6000	0.18
000716	ARVIND GUPTA	6000	0.18
000713	JAYESH PALAN	6000	0.18
000728	AYYUB H. KHAN	5400	0.16
IN301549-16807704	KINNER P SAPANI	5330	0.16
1204470004900861	ALPABEN NILESHKUMAR SHAH	4830	0.14
000710	VIJAY PUNWATKAR	4800	0.14
000717	LEHARCHAND S. LAKHANI	4800	0.14
1201770100816419	SUNITA KOTHARI	4520	0.13
LD0101	LEHERCHAND S LAKHANI	4200	0.12
IN301549-14241312	LAHERCHAND SHAMJI LAKHANI	4046	0.12
IN301549-17844662	PARUL M SHAH	3648	0.11
000719	UMESH MAHESHWARI	3600	0.10
IN300870-10158392	CHARUDATTA DATTATRAYA VIBHUTE	3200	0.09
IN300476-41342004	SUDESHKUMAR VIDYADHAR JOSHI	3000	0.09
IN300773-10256675	SUJIT PRASAD DAS	3000	0.09
000561	SHAILESH SHRINIWAS DWIVEDI	3000	0.09
000562	MEENA DWIVEDI	3000	0.09
000563	DAKSHA HEMANT BHARTI	3000	0.09
000564	SHAILESH DWIVEDI	3000	0.09
000565	KALAVATI DWIVEDI	3000	0.09
000649	PREM SHARMA	3000	0.09
000712	MOHAN PILLAY	3000	0.09
1201770100550561	MISHRA DEVI AGGARWAL	2700	0.08
1201770100583325	SHASHIKALA .	2600	0.07
IN301071-10236190	INDU R GOLECHA	2500	0.07
000734	SAYYED A.ALI	2400	0.07
000718	HASMUKH KAMDAR	2400	0.07
000692	MUKESH AGRAWAL	1800	0.05
000693	SANJIV SHEKHAR	1800	0.05
IN300870-10123848	VANDANA CHARUDATTA VIBHUTE	1700	0.05
1202890000772889	SATISH CHANDRA NAUTIYAL	1600	0.04
IN300476-41416170	RENUKA S DUDHAWAT	1500	0.04
IN300476-42496519	YATIN DUDHAWAT	1500	0.04
00050	TOTAL SHARES ----->	549877	16.65



FOLIO NO.	NAME OF THE HOLDER	SHARES	% CAPITAL
1201320001391171	LYRA HOUSING AND FINANCE PRIVATE LT	296000	8.96
00001	TOTAL SHARES ----->	296000	8.96




FOLIO NO.	NAME OF THE HOLDER	SHARES	% CAPITAL
IN301774-16070294	AKASHDEEP COMMERCIAL PRIVATE LIMITE	357540	10.82
IN301774-16067311	DANNON CONSTRUCTIONS PRIVATE LIMITE	357540	10.82
IN301774-16060573	MANGALGOURI MARKETING PRIVATE LIMIT	357540	10.82
IN301774-16059057	RANBHUMI MERCHANDISE PRIVATE LIMITE	357540	10.82
PRF009	AKASHDEEP COMMERCIAL PRIVATE LTD	22000	0.66
PRF008	DANNON CONSTRUCTIONS PRIVATE LTD	22000	0.66
PRF006	MANGALGOURI MARKETING PRIVATE LTD	22000	0.66
PRF007	RANBHUMI MERCHANDISE PRIVATE LTD	22000	0.66
12036600000002540	MAVERICK SHARE BROKERS LIMITED	20804	0.63
IN302582-10061530	ISHITA INTERMEDIARIES PRIVATE LIMIT	2400	0.07
12041500000007808	JAINAM SHARE CONSULTANTS PVT. LTD	2168	0.06
12017701000075062	HEM SECURITIES LIMITED	1720	0.05
IN302269-10369913	INDIA INFOLINE LIMITED	800	0.02
12044800000000011	NNM SECURITIES PVT LTD	800	0.02
12056000000000851	KAYNET CAPITAL LIMITED	740	0.02
IN300693-10174815	INTELLIGENT MONEY MANAGERS PVT LTD	600	0.01
12016400000007983	MANSUKH STOCK BROKERS LIMITED	500	0.01
12072200000000121	SKUNG TRADELINK LIMITED	400	0.01
12075500000000019	BERKELEY SECURITIES LTD	200	0.00
IN300513-14972584	SHAREKHAN LIMITED	200	0.00
IN300773-10177840	SHREE BAHUBALI INT. LTD.	200	0.00
12036300000000297	SUNTECK WEALTHMAX CAPITAL PRIVATE L	160	0.00
12019101000055137	SMC GLOBAL SECURITIES LIMITED	8	0.00
00023	TOTAL SHARES ----->	1549860	46.93



FOLIO NO.	NAME OF THE HOLDER	SHARES	% CAPITAL
1100001000012642	INVENTURE GROWTH AND SECURITIES LTD	1	0.00
00001	TOTAL SHARES ----->	1	0.00



FOLIO NO.	NAME OF THE HOLDER	SHARES	% CAPITAL
IN300888-14644627	MANJU SANGLA	423300	12.81
IN301330-21343151	YASHWANT SANGLA	381848	11.56
00002	TOTAL SHARES ----->	805148	24.38



FOLIO NO.	NAME OF THE HOLDER	SHARES	% CAPITAL
IN301330-21240885	BARKHA YASHWANT SANGLA	600	0.01
IN301330-21240869	KUMAR GAURAV SANGLA	600	0.01
00002	TOTAL SHARES ----->	1200	0.03



FOLIO NO.	NAME OF THE HOLDER	SHARES	% CAPITAL
1204780000063239	MANOJ JASRAJ GOLECHA H U F	2500	0.07
1203940000226814	CHETAN PRANLALBHAI SHAH	1200	0.03
IN301485-10391677	SUDHIR H BAJAJ	1100	0.03
1201770100195578	DEEPAK JAIN HUF .	600	0.01
1201750000361180	OMPRAKASH SODHANI(HUF) .	400	0.01
IN300118-11039684	BALDEV RAJ RAWAL	300	0.00
IN302582-10045040	DINESH K RATHOD	200	0.00
1302950000008195	JAYESH NARENDRA KESHARIA	200	0.00
1201770100293493	KAILASH CHAND MAHESH KUMAR (HUF) .	200	0.00
1201770100575791	MAHENDRA KUMAR GUPTA HUF .	200	0.00
1201770100204091	PRAKASH INANI (HUF) .	200	0.00
1204830000010198	RAJESH RATILAL SHAH (HUF)	200	0.00
1201770100204108	VISHAL KABRA (HUF) .	200	0.00
IN301022-21530023	HARISH KUMAR MAHESWARI	190	0.00
1201850000006876	JAYESH R UPADHYAY	100	0.00
00015	TOTAL SHARES ----->	7790	0.23



DISTRIBUTION OF HOLDINGS

SHARE HOLDING OF NOMINAL VALUE OF (1)	NUMBER (2)	% TO TOTAL (3)	IN RS. (4)	% TO TOTAL (5)
UPTO 5,000	231	75.00	452210	2.74
5,001 - 10,000	18	5.84	122805	0.74
10,001 - 20,000	20	6.49	285580	1.73
20,001 - 30,000	13	4.22	339630	2.06
30,001 - 40,000	5	1.62	170995	1.04
50,001 - 1,00,000	4	1.30	269020	1.63
1,00,001 AND ABOVE	17	5.52	14870560	90.07
TOTAL =>	308	100.00	16510800	100.00

