


Annexure II
 Scrip Code : Scrip Name : LINAKS MICROELECTRONICS LTD Scrip Type :- EQUITY
 (I)(a) Statement showing Shareholding Pattern as on 30/09/2014


Category Code	Category of Shareholders	Number of Shareholders	Total number of shares	Number of Shares held in dematerialized form	Total shareholding as a percentage of total number of shares		Shares pledged or otherwise encumbered	
					As a percentage of (A+B)	As a percentage of (A+B+C)	Number of shares	As a percentage
(A)	Shareholding of Promoter and promoter Group							
(1)	India:							
(a)	Individuals/ Hindu undivided Family	25	9147656	972456	52.77	52.77	0	0.00
(b)	Central Government/State Government(s)	0	0	0	0.00	0.00	0	0.00
(c)	Bodies Corporate	0	0	0	0.00	0.00	0	0.00
(d)	Financial Institutions/ Banks	0	0	0	0.00	0.00	0	0.00
(e)	Any Other							
	Directors & their Relatives	0	0	0	0.00	0.00	0	0.00
	Societies	0	0	0	0.00	0.00	0	0.00
	Partnership Firms	0	0	0	0.00	0.00	0	0.00
	RBI	0	0	0	0.00	0.00	0	0.00
	Emp. Welfare fund	0	0	0	0.00	0.00	0	0.00
	ESOP/ESOS	0	0	0	0.00	0.00	0	0.00
	Trusts	0	0	0	0.00	0.00	0	0.00
	Sub-Total (A)(1)	25	9147656	972456	52.77	52.77	0	0.00
(2)	Foreign:							
(a)	Individuals (Non-Resident Individuals/ Foreign Individuals)	0	0	0	0.00	0.00	0	0.00
(b)	Bodies Corporate	0	0	0	0.00	0.00	0	0.00
(c)	Institutions	0	0	0	0.00	0.00	0	0.00
(d)	Qualified foreign Investor	0	0	0	0.00	0.00	0	0.00



SCRIP CODE :

SCRIP NAME : LINAKS MICROELECTRONICS LTD SCRIP TYPE :- EQUITY


(e)	Any Other							
	Directors & their	0	0	0	0.00	0.00	0	0.00
	Relatives	0	0	0	0.00	0.00	0	0.00
	Societies	0	0	0	0.00	0.00	0	0.00
	Partnership firms	0	0	0	0.00	0.00	0	0.00
	Exp.Welfare fund	0	0	0	0.00	0.00	0	0.00
	Trust	0	0	0	0.00	0.00	0	0.00
	ESOP/ESOS	0	0	0	0.00	0.00	0	0.00
	Sub-Total(A)(2)	0	0	0	0.00	0.00	0	0.00
	Total	25	9147656	972456	52.77	52.77	0	0.00
	Shareholding of							
	Promoter and							
	Promoter Group							
	(A)=							
	(A)(1)+(A)(2)							
(B)	Public							
	Shareholdings							
(1)	Institutions							
(a)	Mutual Funds/UTI	1	203200	0	1.17	1.17	0	0.00
(b)	Financial	1	680000	0	3.92	3.92	0	0.00
	Institutions/ Banks							
(c)	Central	0	0	0	0.00	0.00	0	0.00
	Government/ State							
	Government(s)							
(d)	Venture Capital	0	0	0	0.00	0.00	0	0.00
	Funds							
(e)	Insurance	0	0	0	0.00	0.00	0	0.00
	Companies							
(f)	Foreign	0	0	0	0.00	0.00	0	0.00
	Institutional							
	Investors							
(g)	Foreign Venture	0	0	0	0.00	0.00	0	0.00
	Capital Investors							
(h)	Qualified foreign	0	0	0	0.00	0.00	0	0.00
	Investor							
(i)	Any Other							
	Foreign Fin Inst	0	0	0	0.00	0.00	0	0.00
	Foreign Mut.Fund	0	0	0	0.00	0.00	0	0.00
	F.F.I/Banks	0	0	0	0.00	0.00	0	0.00
	Stressed Asset	0	0	0	0.00	0.00	0	0.00
	Stabilisation							
	Fund							
	State Fin. Corp.	0	0	0	0.00	0.00	0	0.00
	Sub-Total(B)(1)	2	883200	0	5.09	5.09	0	0.00



SCRIP CODE :

SCRIP NAME : LINAKS MICROELECTRONICS LTD .SCRIP TYPE :- EQUITY

(2)	Non-institutions							
(a)	Bodies Corporate	56	755832	404232	4.36	4.36	0	0.00
(b)	Individuals							
	i. Individual shareholders holding nominal share capital upto Rs. 1 Lakh	4852	5553836	3830996	32.04	32.04	0	0.00
	ii. Individual shareholders holding nominal share capital in excess of Rs. 1 Lakh	1	409984	409984	2.37	2.37	0	0.00
(c)	Qualified foreign Investor	0	0	0	0.00	0.00	0	0.00
(d)	Any Other							
	Trusts	0	0	0	0.00	0.00	0	0.00
	Directors & their Relatives	0	0	0	0.00	0.00	0	0.00
	Market Maker	0	0	0	0.00	0.00	0	0.00
	NRI	4	1524	1524	0.01	0.01	0	0.00
	OCB	1	435600	0	2.51	2.51	0	0.00
	Clearing Members	3	4812	4812	0.03	0.03	0	0.00
	HUF	33	142856	142856	0.82	0.82	0	0.00
	NRIs/OCBs	0	0	0	0.00	0.00	0	0.00
	ESOP/ESOS/ESPS	0	0	0	0.00	0.00	0	0.00
	Sub-Total(B)(2)	4950	7304444	4794404	42.14	42.14	0	0.00
	Total Public Shareholding (B)=(B)(1)+(B)(2)	4952	8187644	4794404	47.23	47.23	0	0.00
	TOTAL (A)+(B)	4977	17335300	5766860	100.00	100.00	0	0.00
(C)	Shares held by Custodians and against which Depository Receipts have been issued							
1	Promoter and Promoter Group	0	0	0	0.00	0.00	0	0.00
2	Public	0	0	0	N. A.	0.00	0	0.00
	GRAND TOTAL (A)+(B)+(C)	4977	17335300	5766860	N. A.	100.00	0	0.00




SCRIP CODE :

Introductory sub-table (I)(a)
 SCRIP NAME : LINAKS MICROELECTRONICS LTD SCRIP TYPE :- EQUITY

Quarter Ended 30/09/2014

Partly paid-up shares:-	Number of partly paid-up shares	As a % of total no. of partly paid-up shares	As a % of total No. of shares of the Company
Held by promoter/promoter group	0	0.0000	0.0000
Held by public	0	0.0000	0.0000
Total- D	0	0.0000	0.0000
Outstanding convertible Securities:-	No. of outstanding securities	As a % of total number of outstanding convertible securities	As a % of total No. of shares of the Company, assuming full conversion of the convertible securities
Held by promoter/promoter group	0	0.0000	0.0000
Held by public	0	0.0000	0.0000
Total- E	0	0.0000	0.0000
Warrants:-	Number of warrants	As a % of total number of warrants	As a % of total No. of shares of the Company, assuming full conversion of warrants
Held by promoter/promoter group	0	0.0000	0.0000
Held by public	0	0.0000	0.0000
Total- F	0	0.0000	0.0000
Total paid-up capital of the company, assuming full conversion of warrants and convertible securities (Grand Total (A+B+C)+D+E+F)	17335300	N.A.	100.000




SCRIP CODE :

SCRIP NAME : LINAKS MICROELECTRONICS LTD SCRIP TYPE :- EQUITY

(1)(b) Statement showing holding of securities (including shares,warrants,convertible securities) of persons belonging to the category "Promoter and Promoter Group"


Sri. No.	Name of the shareholder	Details of shares Held		Shares pledged or otherwise encumbered			Details of warrants		Details of convertible securities		Total Shares (including underlying shares assuming full conversion of warrants and convertible securities) as a % of diluted share capital
		Number of shares held	AS a % of grand total	Number	AS a percentage	AS a % of grand total (A+B+C) of sub-clause (1)(a)	Number of warrants held	As a % total no of warrants of the same class	Number of convertible securities held	As a % of total number of convertible securities of the same class	
1	RAJESH P SINGH	400	0.00	0	0.00	0.00					
2	RAJENDRA KUMAR MEHRA	800	0.00	0	0.00	0.00					
3	ANIL KUMAR SINGH	800	0.00	0	0.00	0.00					
4	RAJENDRA KUMAR MEHRA	7000	0.04	0	0.00	0.00					
5	SIDDHARTH SINGH	9200	0.05	0	0.00	0.00					
6	HINWANGHU MOHAN SINGH	10800	0.06	0	0.00	0.00					
7	UDAYAN SINGH	23200	0.13	0	0.00	0.00					
8	BHAWU PRATAP SINGH	60000	0.35	0	0.00	0.00					
9	SIDDHARTH SINGH	65600	0.38	0	0.00	0.00					
10	USHA KIREY	75000	0.43	0	0.00	0.00					
11	UDAYAN SINGH	79500	0.46	0	0.00	0.00					
12	SHOBHA SINGH	80000	0.46	0	0.00	0.00					
13	VIKRAM SINGH	83100	0.48	0	0.00	0.00					
14	ATUL KUMAR SINGH	93000	0.54	0	0.00	0.00					
15	VILJAY SINGH	103000	0.59	0	0.00	0.00					
16	SARLA SINGH	130260	0.75	0	0.00	0.00					
17	GAUTAM SINGH	132240	0.76	0	0.00	0.00					
18	RAJESH PRASAD SINGH	132900	0.77	0	0.00	0.00					
19	HARSH SINGH	262500	1.51	0	0.00	0.00					
20	NAVITA SINGH AEP95793JM	448300	2.59	0	0.00	0.00					
21	HANVI SINGH DEO ALSP58666M	504476	2.91	0	0.00	0.00					
22	ANIL KUMAR SINGH	1227500	7.08	0	0.00	0.00					
23	MEENA SINGH (2) BCFF94716M	1420880	8.20	0	0.00	0.00					
24	ANIL KUMAR SINGH ALSP90283Q	4197200	24.21	0	0.00	0.00					
TOTAL		9147656	52.77	0	0.00	0.00					



SCRIP CODE : SCRIP NAME : LINAKS MICROELECTRONICS LTD SCRIP TYPE :- EQUITY

(1)(c)(i) Statement showing holding of securities (including shares,warrants,convertible securities) of persons belonging to the category "Public" and holding more than 1% of the total number of shares"


Srl. No.	Name of the shareholder	Number of Shares held	Shares as a percentage of total number of shares (i.e. Grand Total (A)+(B)+(C) indicated in Statement at para(1)(a)above)	Details of Warrants		Details of convertible securities		Total Shares (including underlying shares assuming full conversion of warrants and convertible securities) as % of diluted share capital
				Number of warrants held	as a % of total no of warrants of the same class	Number of convertible securities held	% w.r.t. total number of convertible securities of the same class	
1	U P ELECTRONICS CORPORATION LTD.	680000	3.92					
2	JAYANT M GUPTA (2) AESPC2380K	437984	2.53					
3	SECOND INDIA INVESTMENT FUND B.V.	435600	2.51					
4	SHREE DHOT TRADING & AGENCIES LTD. -AACCS1621C	309200	1.78					
5	CCIT CO. LTD./A/C TAURUS MUTUAL FUND	203200	1.17					
	TOTAL	2065984	11.92					



SCRIP CODE : SCRIP NAME : LINAKS MICROELECTRONICS LTD SCRIP TYPE :- EQUITY

(1)(c)(ii) Statement showing holding of securities (including shares, warrants, convertible securities) of persons) (together with PAC) belonging to the category "Public" and holding more than 5% of the total number of shares of the company

Sri. No.	Name of the shareholder	Number of Shares held	Shares as a percentage of total number of shares (i.e. Grand Total (A)+(B)+(C) indicated in Statement at para (1)(a) above)	Details of Warrants		Details of convertible securities		Total Shares (including underlying shares assuming full conversion of warrants and convertible securities) as % of diluted share capital
				Number of warrants held	as a % of total no of warrants of the same class	Number of convertible securities held	% w.r.t. total number of convertible securities of the same class	
	NOT APPLICABLE							
	TOTAL	0	0.00					



SCRIP CODE :

SCRIP NAME : LINAKS MICROELECTRONICS LTD SCRIP TYPE :- EQUITY

(I)(d) Statement showing details of locked-in shares

Srl. No.	Name of the shareholder	Number of locked-in shares	Locked-in shares as a % of total number of shares (i.e. Grand Total (A)+(B)+(C) indicated in Statement at para(I)(a)above)	Promoter/Promoter Group /Public
	NOT APPLICABLE	N.A.	N.A.	

(II)(a) Statement showing details of Depository Receipts (DRs)

Srl. No.	Type of outstanding DR (ADRs, GDRs, SDRs, etc.)	Number of outstanding DRs	Number of shares underlying outstanding DRs	Shares underlying outstanding DRs as a percentage of total number of shares (i.e. Grand Total(A)+(B)+(C) indicated in statement at para(I)(a)above)
	NOT APPLICABLE	N.A.	N.A.	N.A.
	TOTAL			

(II)(b) Statement showing details of Depository Receipts (DRs), where underlying shares held by 'promoter/promoter group' are in excess of 1% of the total number of shares

Srl. No.	Name of the DR Holder	Type of outstanding DR (ADRs, DR (ADRs, GDRs, SDRs, etc.)	Number of shares underlying outstanding DRs	Shares underlying outstanding DRs as a percentage of total number of shares (i.e. Grand Total (A)+(B)+(C) indicated in Statement at para (I)(a) above)
	NOT APPLICABLE	N.A.	N.A.	N.A.
	TOTAL			

