

Introductory sub-table (I)(a)

(1)(a) Statement showing Shareholding pattern under clause 35 of Listing Agreement.


Name of the Company: LAMBODHARA TEXTILES LIMITED			
Scrip Code, Name of the scrip, class of security: 590075, LAMBODHARA, Equity			
Quarter ended: 30-JUN-2014			
Partly paid-up shares:-	No. of partly paid-up shares	As a % of total no. of partly paid-up shares	As a % of total no. of shares of the company
Held by promoter/promoter group		0	0
Held by public		0	0
Total - D	0	0	0
Outstanding convertible securities:-	No. of outstanding securities	As a % of total no. of outstanding convertible securities	As a % of total no. of shares of the company, assuming full conversion of the convertible securities
Held by promoter/promoter group		0	0
Held by public		0	0
Total - E	0	0	0
Warrants:-	No. of warrants	As a % of total no. of warrants	As a % of total no. of shares of the company, assuming full conversion of warrants
Held by promoter/promoter group		0	0
Held by public		0	0
Total - F	0	0	0
Total paid-up capital of the company, assuming full conversion of warrants and convertible securities (Grand Total (A+B+C)+ D+E+F)	4538800		

FOR Lambodhara Textiles Limited

Managing Director

Statement Showing Shareholding Pattern


Category code	Category of Shareholder	Number of Shareholders	Total number of shares	Table (I)(a)		Total shareholding as a percentage of total number of shares	As a percentage of (A+B) ¹	As a percentage of (A+B+C)	No. of shares pledged	As a percentage of pledged shares to shares held
				Number of shares held in dematerialized form	Number of shares held in physical form					
(I)	(II)	(III)	(IV)	(V)	(VI)	(VII)	(VIII)	(IX) = (VIII)/(V)*100		
(A)	Shareholding of Promoter and Promoter Group ²									
1	Indian									
(a)	Individuals/ Hindu Undivided Family	4	1666253	1507253	36.71	36.71	525000	31.51		
(b)	Central Government/ State Government(s)				0.00	0.00		0.00		
(c)	Bodies Corporate	1	1460300	1460300	32.17	32.17		0.00		
(d)	Financial Institutions/ Banks				0.00	0.00		0.00		
(e)	Any Others(Specify)				0.00	0.00		0.00		
	Sub Total(A)(I)	5	3126553	2967553	68.89	68.89	525000	16.79		
2	Foreign									
a	Individuals (Non-Residents Individuals/ Foreign Individuals)				0.00	0.00		0.00		
b	Bodies Corporate				0.00	0.00		0.00		
c	Institutions				0.00	0.00		0.00		
d	Qualified Foreign Investor				0.00	0.00		0.00		
e	Any Others(Specify)				0.00	0.00		0.00		
	Sub Total(A)(2)	0	0	0	0.00	0.00	0	0.00		
	Total Shareholding of Promoter and Promoter Group (A) = (A)(I)+(A)(2)	5	3126553	2967553	68.89	68.89	525000	16.79		
(B)	Public shareholding									
1	Institutions									
(a)	Mutual Funds/ UTI				0.00	0.00				
(b)	Financial Institutions / Banks				0.00	0.00				
(c)	Central Government/ State Government(s)				0.00	0.00				



Statement Showing Shareholding Pattern


Table (I)(a)

Category of Shareholder	Number of Shareholders	Total number of shares	Number of shares held in dematerialized form	Total shareholding as a percentage of total number of shares		Shares Pledged of otherwise encumbered	As a percentage of pledged shares to shares held	
				of (A+B) ¹	of (A+B+C)			
(I)	(II)	(III)	(IV)	(V)	(VI)	(VII)	(VIII)	(IX) = (VIII)/(IV)*100
(d) Venture Capital Funds					0.00	0.00		
(e) Insurance Companies					0.00	0.00		
(f) Foreign Institutional Investors			0	0	0.00	0.00		
(g) Foreign Venture Capital Investors					0.00	0.00		
(h) Qualified Foreign Investor					0.00	0.00		
(i) Any Other (specify)					0.00	0.00		
Sub-Total (B)(1)	0	0	0	0	0.00	0.00		
B 2 Non-institutions								
(a) Bodies Corporate	18	380376	378476		8.38	8.38		
(b) Individuals					0.00	0.00		
I Individuals - i. Individual shareholders holding nominal share capital up to Rs 1 lakh	715	509548	189148		11.23	11.23		
II ii. Individual shareholders holding nominal share capital in excess of Rs. 1 lakh.	8	410984	410984		9.05	9.05		
(c) Qualified Foreign Investor					0.00	0.00		
(d) Any Other (specify)					0.00	0.00		
(d-i) CLEARING MEMBERS	16	9372	9372		0.21	0.21		
(d-ii) HINDU UNDIVIDED FAMILIES	18	101967	101967		2.25	2.25		
Sub-Total (B)(2)	775	1412247	1089947		31.11	31.11		
(B) Total Public Shareholding (B) = (B)(1)+(B)(2)	775	1412247	1089947		31.11	31.11		
TOTAL (A)+(B)	780	4538800	4057500		100	100	525000	



Statement Showing Shareholding Pattern

		Table (I)(a)						
Category of code	Category of Shareholder	Number of Shareholders	Total number of shares	Number of shares held in dematerialized form	Total shareholding as a percentage of total number of shares of (A+B) ¹	As a percentage of (A+B+C)	Shares Pledged of encumbered	As a percentage of pledged shares to shares held (IX) = (VIII)/(IV)*100
		(II)	(IV)	(V)	(VI)	(VII)	(VIII)	(IX)
(C)	Shares held by Custodians and against which Depository Receipts have been issued							
1	Promoter and Promoter Group					0.00		0.00
2	Public					0.00		
	Sub-Total (C)	0	0	0		0	0	
	GRAND TOTAL (A)+(B)+(C)	780	4538800	4057500		100	525000	11.57

For Lambodhara Textiles Limited

Managing Director

(D)(c)(ii) Statement showing holding of securities (including shares, warrants, convertible securities) of persons (together with PAC) belonging to the category "Public" and holding more than 5% of the total number of shares of the company

Sr. No.	Name(s) of the shareholder(s) and the Persons Acting in Concert (PAC) with them	Number of shares	Shares as a percentage of total number of shares (i.e., Grand Total (A)+(B)+(C) indicated in Statement at para (D)(a))	Details of warrants		Details of convertible securities		Total shares (including underlying shares assuming full conversion of warrants and convertible securities) as a % of diluted share capital
				Number of warrants held	As a % total number of warrants of the same class	Number of convertible securities held	% w.r.t total convertible securities of the same class	
1	PUDUMJEE INVESTMENT & FINANCE CO LTD	276926	6.10		0.00		0.00	6.10
				0	0.00	0	0.00	6.10
TOTAL		276926	6.10	0	0.00	0	0.00	6.10



(D)(d) Statement showing details of Locked-in shares

Sr. No.	Name of the shareholder	Number of locked-in shares	Locked-in shares as a percentage of total number of shares {i.e., Grand Total (A)+(B)+(C) indicated in Statement at para (D)(a) above}
1	SANTOSSH R	127000	2.798
2	GIULIA BOSCO	32000	0.705
3	R SANTOSH	728000	16.039
4	GIULIA BOSCO	200000	4.406
5	SANTOSSH R	30253	0.667
TOTAL		1117253	24.62



(II)(a) Statement showing details of Depository Receipts (DRs)

Sr. No.	Type of outstanding DR (ADRs, GDRs, SDRs, etc.)	Number of outstanding DRs	Number of shares underlying outstanding DRs	Shares underlying outstanding DRs as a percentage of total number of shares i.e., Grand Total (A)+(B)+(C) indicated in Statement at para (D)(a) above!
1				0.00
2				0.00
3				0.00
4				0.00
5				0.00
6				0.00
7				0.00
8				0.00
9				0.00
TOTAL		0	0	0.00



(11)(b) Statement showing Holding of Depository Receipts (DRs), where underlying shares held by "promoter/promoter group" are in excess of 1% of the total number of shares

Sr. No.	Name of the DR Holder	Type of outstanding DR (ADRs, GDRs, SDRs, etc.)	Number of shares underlying outstanding DRs	Shares underlying outstanding DRs as a percentage of total number of shares i.e., Grand Total (A)+(B)+(C) Indicated in Statement at para (11)(a) above)
1				0.00
2				0.00
3				0.00
4				0.00
5				0.00
6				0.00
7				0.00
8				0.00
9				0.00
TOTAL			0	0.00

