

LAKSHMI VILAS BANK

The Lakshmi Vilas Bank Ltd.

Administrative Office, "LVB HOUSE", No.4, Sardar Patel Road,

Guindy, Chennai – 600 032 | Phone: 044-22205306 | Email: secretarial@lvbank.in

SHAREHOLDING PATTERN AS ON 30.06.2014

Name of the Company : THE LAKSHMI VILAS BANK LIMITED

Name of the Trading Code: LAKSHVILAS

Class of Security : Equity

(i) (a) Statement showing Shareholding Pattern

Partly Paid-up Shares	No. of Partly paid-up Shares	As a % of total No. of partly paid-up Shares	As a % of total no. of Shares of the Company
Held by promoter / promoter group	NIL	NIL	NIL
Held by Public	NIL	NIL	NIL
Total	NIL	NIL	NIL
Outstanding Convertible Securities:	No. of Outstanding securities	As a % of total No. of Outstanding Convertible Securities	As a % of total No. of Shares of the Company, assuming full conversion of the convertible securities
Held by promoter / promoter group	NIL	NIL	NIL
Held by Public	NIL	NIL	NIL
Total	NIL	NIL	NIL
Warrants	No. of warrants	As a % of total No. of Warrants	As a % of total No. of Shares of the Company, assuming full conversion of Warrants



Held by promoter / promoter group	NIL	NIL	NIL	NIL
Held by Public	NIL	NIL	NIL	NIL
Total	NIL	NIL	NIL	NIL
Total paid-up capital of the Company, assuming full conversion of warrants and convertible securities	-	-	-	-

Cat Code	Category of Shareholder	Number of Shareholders	Total number of shares	Number of shares held in dematerialized form	Total shareholding as a percentage of total number of shares		Shares pledged or otherwise encumbered	
					As a percentage of (A+B)	As a percentage of (A+B+C)	Number of Shares	As a percentage
A	SHAREHOLDING OF PROMOTER AND PROMOTER GROUP							
(1)	Indian							
a	Individual / Hindu Undivided Family	30	2494956	2494956	2.56	2.56	88200	3.54
b	Central Government / State Government							
c	Bodies Corporate	10	6887897	6887897	7.06	7.06	4093324	59.43
d	Financial Institutions / Banks							
e	Any other(Specify)							
	SUB TOTAL A(1)	40	9382853	9382853	9.62	9.62	4181524	44.57
(2)	Foreign							
a	Individual(Non Resident / Foreign)							
b	Bodies corporate							




Lakh							
c	Any other (Specify)*****	279	1196333	1196333	1.23		
	SUB TOTAL B(2)	57869	68593667	59695944	70.31		
	Total Public Share Holding (B)=B(1)+B(2)	57909	88177837	79267014	90.38		
	TOTAL (A)+(B)	57949	97560690	88649867	100.00		
C	Shares held by Custodians and against which Depository Receipts have been issued						
	GRAND TOTAL (A)+(B)+(C)	57949	97560690	88649867	100.00		

CLEARING MEMBER	194	734661	734661
CORPORATE BODY-LIMITED LIABILITY PARTNER	1	50000	50000
CORPORATE CM/TM - CLIENT MARGIN A/C	31	63494	63494
CORPORATE CM/TM - CLIENT BENEFICAIARY A/C	53	348178	348178

I (b) Statement showing holding of securities (including shares, warrants, convertible securities) of persons belonging to the category "Promoter and Promoter Group"

Sl No.	Name of The Shareholder	Details of Shares held		No.	Encumbered Shares		Details of Warrants	
		No. of Shares held	As a % of grand total (a) + (b) + (c)		As a percentage	As a % of grand total (a) + (b) + (c) of sub-clause (i) (a)	Number of Warrants held	As a % total Warrants of the same class
(i)	(ii)	(iii)	(iv)	(v)	(vi) - (v) / (iii)*100	(vii)	(ix)	
1	K R PRADEEP	1361671	1.40	0	0.00	0	0.00	
2	K R PRADEEP	418683	0.43	0	0.00	0	0.00	






3	K R PRADEEP	101312	0.10	0	0.00	0.00	0	0.00
4	K R PRADEEP	7991	0.01	0	0.00	0.00	0	0.00
5	K R PRADEEP	500	0.00	0	0.00	0.00	0	0.00
6	PRANAVA ELECTRONICS PRIVATE LIMITED	1861344	1.91	0	0.00	0.00	0	0.00
7	KARE ELECTRONICS AND DEVELOPMENT PRIVATE LIMITED	552532	0.57	0	0.00	0.00	0	0.00
8	KARE ELECTRONICS AND DEVELOPMENT PRIVATE LIMITED	134506	0.14	0	0.00	0.00	0	0.00
9	ANURADHA PRADEEP	3391	0.00	0	0.00	0.00	0	0.00
10	M P SHYAM	193976	0.20	0	0.00	0.00	0	0.00
11	M S SHARMILA	49020	0.05	0	0.00	0.00	0	0.00
12	M K PANDURANGA SETTY	1130	0.00	0	0.00	0.00	0	0.00
13	M.P.VIKRAM SETTY	22474	0.02	0	0.00	0.00	0	0.00
14	P VASANTHA	16954	0.02	0	0.00	0.00	0	0.00
15	ADVAITH MOTORS PVT LTD	1330463	1.36	1323000	99.44	1.36	0	0.00
16	ADVAITH MOTORS PRIVATE LIMITED	100000	0.10	100000	100.00	0.10	0	0.00
17	CAUVERY MOTORS PRIVATE LIMITED	1050324	1.08	1050324	100.00	1.08	0	0.00
18	CAUVERY MOTORS PVT LTD	4165	0.00	0	0.00	0.00	0	0.00
19	S G PRABHAKHARAN	2002	0.00	0	0.00	0.00	0	0.00
20	USHA R PRABAKARAN	115256	0.12	0	0.00	0.00	0	0.00
21	G P PRAJNESH .	7100	0.01	0	0.00	0.00	0	0.00
22	G SUDHAKARA GUPTA	1062	0.00	0	0.00	0.00	0	0.00
23	SASIKALADHEVI M R .	685	0.00	0	0.00	0.00	0	0.00
24	ARISTON CAPITAL ASSET HOLDINGS PRIVATE LIMITED	1652776	1.69	1485000	89.85	1.52	0	0.00
25	Ariston Capital Asset Holdings Private Limited	194783	0.20	135000	69.31	0.14	0	0.00
26	X5 REAL PROPERTIES PRIVATE LIMITED	7004	0.01	0	0.00	0.00	0	0.00
27	N MALAYALARAMAMIRTHAM	42088	0.04	30000	71.28	0.03	0	0.00
28	M GEETHA	8000	0.01	8000	100.00	0.01	0	0.00

29	M GEETHA	1600	0.00	0	0.00	0	0.00	0	0.00	0.00
30	M GEETHA .	825	0.00	0	0.00	0	0.00	0	0.00	0.00
31	MALAYALA RAMAMIRTHAM BALASUBRAMANIAN	2000	0.00	2000	100.00	0	0.00	0	0.00	0.00
32	M BALASUBRAMANIAN	1000	0.00	0	0.00	0	0.00	0	0.00	0.00
33	M SHALINI	647	0.00	0	0.00	0	0.00	0	0.00	0.00
34	M SHALINI .	250	0.00	0	0.00	0	0.00	0	0.00	0.00
35	N SUSILA	11965	0.01	0	0.00	0	0.00	0	0.00	0.00
36	N SAIPRASAD	46157	0.05	23000	49.83	0	0.02	0	0.00	0.00
37	N SAIPRASAD	30000	0.03	0	0.00	0	0.00	0	0.00	0.00
38	N SIVAKUMAR	26985	0.03	10700	39.65	0	0.01	0	0.00	0.00
39	V N JAYAPRAKASH	15515	0.02	10000	64.45	0	0.01	0	0.00	0.00
40	N DWARAKANATHAN	4717	0.01	4500	95.40	0	0.00	0	0.00	0.00
	TOTAL	9382853	9.62	4181524	44.57	0	4.28	0	0.00	0.00

I (c) (i) Statement showing holding of securities (including shares, warrants, convertible securities) of Persons belonging to the Category "Public" and holding more than 1% of the total number of shares


Sl No	Name of The Shareholder	Number of Shares held	Shares as a percentage of total number of shares (i.e. Grand total (a) + (b) + (c) indicated in Statement at para (i) (a) above	Details of Warrants		Details of convertible securities		Total Shares (including underlying shares assuming full conversion of warrants and convertible securities as a % of diluted shares capital)
				Number of Warrants held	As a % total number of warrants of the same class	Number of convertible securities held	% w.r.t total number of convertible securities of the same class	
1	THE KARUR VYSYA BANK LTD	3800000	3.90	0	0.00	0	0.00	0.00
2	STUPENDORS TRADERS PVT LTD	3674201	3.77	0	0.00	0	0.00	0.00



3	MORGAN STANLEY MAURITIUS COMPANY LIMITED	2891056	2.96	0	0.00	0	0.00	0	0.00	0
4	M N DASTUR AND CO PRIVATE LIMITED	2816804	2.89	0	0.00	0	0.00	0	0.00	0
5	ALBULA INVESTMENT FUND LTD	2250000	2.31	0	0.00	0	0.00	0	0.00	0
6	LIFE INSURANCE CORPORATION OF INDIA	2073054	2.13	0	0.00	0	0.00	0	0.00	0
7	KEDAR SHIVANAND MANKEKAR	2050000	2.10	0	0.00	0	0.00	0	0.00	0
8	THE FEDERAL BANK LTD	1990000	2.04	0	0.00	0	0.00	0	0.00	0
9	INDIAN BANK	1764834	1.81	0	0.00	0	0.00	0	0.00	0
10	NATIONAL WESTMINSTER BANK PLC AS TRUSTEE OF THE JUPITER INDIA FUND	1600000	1.64	0	0.00	0	0.00	0	0.00	0
11	M N Dastur And Co Pvt Ltd	1455100	1.49	0	0.00	0	0.00	0	0.00	0
12	MARIANNAN AROKIA SWAMY	1315546	1.35	0	0.00	0	0.00	0	0.00	0
13	NEELANCHAL MERCANTILE PRIVATE LTD	1039612	1.07	0	0.00	0	0.00	0	0.00	0
	TOTAL	28720207	29.44	0	0.00	0	0.00	0	0.00	0

I (c) (ii) Statement showing holding of securities (including shares, warrants, convertible securities) of Persons (together with PAC) belonging to the Category "Public" and holding more than 5% of the total number of shares

Sl No	Name(s) of the Shareholder(s) and the Persons Acting in Concert (PAC)	Number of Shares	Shares as a percentage of total number of shares (i.e. Grand total (a) +	Details of Warrants	Details of convertible securities	Total Shares (including underlying shares)
-------	---	------------------	--	---------------------	-----------------------------------	--




with them	(b) + (c) indicated in Statement at para (i) (a) above	Number of Warrants	As a % total number of warrants of the same class	Number of convertible securities held	% w.r.t total number of convertible securities of the same class	assuming full conversion of warrants and convertible securities as a % of diluted shares (capital)
NIL						

I (d) Statement showing details of Locked - in shares.

Sl No	Name of the shareholder	Category of Shareholders (Promoters / Public)	No. of Locked - in Shares	Locked - in Shares as a percentage of Total No. of shares {i.e. Grand Total (A)+(B)+(C) indicated in statement at para I(a) above}
NIL				

II (a) Statement showing details of Depository Receipts (DRs)

Sl No.	Type of Outstanding DR (ADRs/ GDRs/SDRs etc.)	No. of Outstanding DRs	No. of shares underlying Outstanding DRs	Shares underlying outstanding DRs as a percentage of Total No. of shares {i.e. Grand Total (A)+(B)+(C) indicated in statement at para I(a) above}
NIL				



II (b) Statement showing holding of Depository Receipts (DRs) where underlying shares held by "Promoter / Promoter group" are in excess of 1% of total number of shares.

Sl No.	Name of the DR Holder	Type of Outstanding DR (ADRs/GDRs/S DRs etc.)	No. of shares underlying Outstanding DRs	Shares underlying outstanding DRs as a percentage of Total No. of shares {i.e. Grand Total (A)+(B)+(C) indicated in statement at para I(a) above}
NIL				

(III) (a) Statement showing the voting pattern of shareholders, if more than one class of shares/securities is issued by the issuer.

Not Applicable

N. Ananth
Company Secretary

