

Warrants	No. of warrants	As a % of total No. of Warrants	As a % of total No. of Shares of the Company, assuming full conversion of Warrants
Held by promoter / promoter group	NIL	NIL	NIL
Held by Public	NIL	NIL	NIL
Total	NIL	NIL	NIL
Total paid-up capital of the Company, assuming full conversion of warrants and convertible securities	-	-	-


Cat Code	Category of Shareholder	Number of Shareholders	Total number of shares	Number of shares held in dematerialized form	Total shareholding as a percentage of total number of shares		Shares pledged or otherwise encumbered	
					As a percentage of (A+B)	As a percentage of (A+B+C)	Number of Shares	As a percentage
A	SHAREHOLDING OF PROMOTER AND PROMOTER GROUP							
(1)	Indian							
a	Individual/Hindu Undivided Family	30	4953189	4953189	2.77	2.77	88200	1.78
b	Central Government/State Government							
c	Bodies Corporate	11	12201552	12201552	6.82	6.82	6409605	52.53
d	Financial Institutions/Banks							
e	Any other(specify)							
	SUB TOTAL A(1)	41	17154741	17154741	9.59	9.59	6497805	37.88
(2)	Foreign							
a	Individual(Non resident/foreign)							
b	Bodies corporate							



(ii)	Individual shareholders holding Nominal share Capital above Rs.1 Lakh	983	39898027	38495150	22.30	22.30
c	Qualified Foreign Investor					
d	Any other (specify)	270	2304072	2304072	1.29	1.29
	SUB TOTAL B(2)	64667	130187063	118632960	72.76	72.76
	Total Public Share Holding (B)=B(1)+B(2)					
	TOTAL (A)+B)	64709	161766868	150199665	90.41	90.41
	Shares held by Custodians and against which Depository Receipts have been issued	64750	178921609	167354406	100.00	100.00
C						
1	Promoter & Promoter Group					
2	Public					
	GRAND TOTAL (A)+(B)+(C)	64750	178921609	167354406	100.00	100.00

CLEARING MEMBER	141	1131825	1131825
CORPORATE BODY-LIMITED LIABILITY PARTNER	5	289300	289300
CORPORATE CM/TM - CLIENT MARGIN A/C	40	446533	446533
CORPORATE CM/TM - CLIENT BENEFICIAIRY A/C	82	435164	435164
INDIVIDUAL CM/TM - CLIENT BENEFICIARY A/C	1	1000	1000
LIMITED LIABILITY PARTNERSHIP	1	250	250

K




I (b) Statement showing holding of securities (including shares, warrants, convertible securities) of persons belonging to the category "Promoter and Promoter Group"

Sl No.	Name of The Shareholder	Details of Shares held		Encumbered Shares		Details of Warrants	
		No. of Shares held	As a % of grand total (a) + (b) + (c)	No.	As a percentage of grand total (a) + (b) + (c) of sub-clause (i) (a)	Number of Warrants held	As a % total Warrants of the same class
(i)	(ii)	(iii)	(iv)	(v)	(vi) - (v) / (iii) * 100	(vii)	(ix)
1	K R PRADEEP	2496396	1.40	0	0.00	0.00	0.00
2	K R PRADEEP	767585	0.43	0	0.00	0.00	0.00
3	K R PRADEEP	714650	0.40	0	0.00	0.00	0.00
4	K R PRADEEP	185738	0.10	0	0.00	0.00	0.00
5	K R PRADEEP	916	0.00	0	0.00	0.00	0.00
6	ANURADHA PRADEEP	6216	0.00	0	0.00	0.00	0.00
7	PRANAVA ELECTRONICS PRIVATE LIMITED	3412464	1.91	0	0.00	0.00	0.00
8	KARE ELECTRONICS AND DEVELOPMENT PRIVATE LIMITED	246594	0.14	0	0.00	0.00	0.00
9	KARE ELECTRONICS AND DEVELOPMENT PRIVATE LIMITED	1012975	0.57	0	0.00	0.00	0.00
10	S G PRABHAKHARAN	4004	0.00	0	0.00	0.00	0.00
11	USHA R PRABAKARAN	115256	0.06	0	0.00	0.00	0.00
12	G P PRAJNESH .	14200	0.01	0	0.00	0.00	0.00
13	G SUDHAKARA GUPTA	2000	0.00	0	0.00	0.00	0.00
14	SASIKALADHEVI M R .	1492	0.00	0	0.00	0.00	0.00
15	XS REAL PROPERTIES PRIVATE LIMITED	14008	0.01	0	0.00	0.00	0.00
16	ARISTON CAPITAL ASSET HOLDINGS PRIVATE LIMITED	1652776	0.92	1485000	89.85	0.83	0.00
17	Ariston Capital Asset Holdings Private Limited	194783	0.11	0	0.00	0.00	0.00
18	TANGERINE CAPITAL ASSET HOLDINGS LLP	2685678	1.50	2685678	100.00	1.50	0.00




19	M P SHYAM	135622	0.08	0	0.00	0.00	0	0.00	0.00	0	0.00
20	M S SHARMILA	69870	0.04	0	0.00	0.00	0	0.00	0.00	0	0.00
21	M.P.VIKRAM SETTY	41202	0.02	0	0.00	0.00	0	0.00	0.00	0	0.00
22	M K PANDURANGA SETTY	2071	0.00	0	0.00	0.00	0	0.00	0.00	0	0.00
23	P VASANTHA	31082	0.02	0	0.00	0.00	0	0.00	0.00	0	0.00
24	ADVAITH MOTORS PVT LTD	1789182	1.00	1050000	58.69	0.59	0	0.00	0.00	0	0.00
25	ADVAITH MOTORS PRIVATE LIMITED	183333	0.10	183333	100.00	0.10	0	0.00	0.00	0	0.00
26	CAUVERY MOTORS PRIVATE LIMITED	1005594	0.56	1005594	100.00	0.56	0	0.00	0.00	0	0.00
27	CAUVERY MOTORS PVT LTD	4165	0.00	0	0.00	0.00	0	0.00	0.00	0	0.00
28	N MALAYALARAMAMIRTHAM	81628	0.05	30000	36.75	0.02	0	0.00	0.00	0	0.00
29	M GEETHA	9000	0.01	0	0.00	0.00	0	0.00	0.00	0	0.00
30	M GEETHA	8417	0.01	8000	95.05	0.00	0	0.00	0.00	0	0.00
31	M GEETHA .	1725	0.00	0	0.00	0.00	0	0.00	0.00	0	0.00
32	MALAYALA RAMAMIRTHAM BALASUBRAMANIAN	4354	0.00	2000	45.93	0.00	0	0.00	0.00	0	0.00
33	M BALASUBRAMANIAN	2177	0.00	0	0.00	0.00	0	0.00	0.00	0	0.00
34	M SHALINI .	10515	0.01	0	0.00	0.00	0	0.00	0.00	0	0.00
35	M SHALINI	1410	0.00	0	0.00	0.00	0	0.00	0.00	0	0.00
36	N SUSILA	11965	0.01	0	0.00	0.00	0	0.00	0.00	0	0.00
37	N SAIPRASAD	96911	0.05	23000	23.73	0.01	0	0.00	0.00	0	0.00
38	N SAIPRASAD	56370	0.03	0	0.00	0.00	0	0.00	0.00	0	0.00
39	N SIVAKUMAR	56985	0.03	10700	18.78	0.01	0	0.00	0.00	0	0.00
40	V N JAYAPRAKASH	18715	0.01	10000	53.43	0.01	0	0.00	0.00	0	0.00
41	N DWARAKANATHAN	4717	0.00	4500	95.40	0.00	0	0.00	0.00	0	0.00
	TOTAL	17154741	9.59	6497805	37.88	3.63	0	37.88	3.63	0	0.00

I (c) (i) Statement showing holding of securities (including shares, warrants, convertible securities) of Persons belonging to the Category "Public" and holding more than 1% of the total number of shares



6

SI No	Name of The Shareholder	Number of Shares held	Shares as a percentage of total number of shares (i.e. Grand total (a) + (b) + (c) indicated in Statement at para (i) (a) above	Details of Warrants		Details of convertible securities		Total Shares (including underlying shares assuming full conversion of warrants and convertible securities as a % of diluted shares capital)
				Number of Warrants held	As a % total number of warrants of the same class	Number of convertible securities held	% w.r.t total number of convertible securities of the same class	
1	STUPENDORS TRADERS PVT LTD	8057437	4.50	0	0.00	0	0.00	0
2	MORGAN STANLEY MAURITIUS COMPANY LIMITED	5300269	2.96	0	0.00	0	0.00	0
3	M N DASTUR AND CO PRIVATE LIMITED	4185736	2.34	0	0.00	0	0.00	0
4	ALBULA INVESTMENT FUND LTD	4027186	2.25	0	0.00	0	0.00	0
5	KEDAR SHIVANAND MANKEKAR	3780000	2.11	0	0.00	0	0.00	0
6	JUPITER CAPITAL PRIVATE LIMITED	3707193	2.07	0	0.00	0	0.00	0
7	India Deep Value Fund	3299523	1.84	0	0.00	0	0.00	0
8	INDIAN BANK	2959381	1.65	0	0.00	0	0.00	0
9	NATIONAL WESTMINSTER BANK PLC AS TRUSTEE OF THE JUPITER INDIA FUND	2933333	1.64	0	0.00	0	0.00	0
10	THE KARUR VYSYA BANK LTD	2900000	1.62	0	0.00	0	0.00	0
11	MARIANNAN AROKIA SWAMY	2624656	1.47	0	0.00	0	0.00	0
12	THE FEDERAL BANK LTD	2575000	1.44	0	0.00	0	0.00	0
13	M N Dastur And Co Pvt Ltd	2546980	1.42	0	0.00	0	0.00	0
14	MUKUL AGRAWAL	2451155	1.37	0	0.00	0	0.00	0
15	LIFE INSURANCE CORPORATION OF INDIA	2300599	1.29	0	0.00	0	0.00	0



7

16	NEELANCHAL MERCANTILE PRIVATE LTD	2257311	1.26	0	0.00	0	0.00	0
17	Max Life Insurance Company Limited A/c - ULIF00125/06/04LIFEGROWTH104 - Growth	2254362	1.26	0	0.00	0	0.00	0
18	Max Life Insurance Company Limited A/c - ULIF01425/03/08LIFEDYNOPP104 - Dynamic	2122688	1.19	0	0.00	0	0.00	0
	TOTAL	60282809	33.69	0	0.00	0	0.00	0

I (c) (ii) Statement showing holding of securities (including shares, warrants, convertible securities) of Persons (together with PAC) belonging to the Category "Public" and holding more than 5% of the total number of shares

Sl No	Name(s) of the Shareholder(s) and the Persons Acting in Concert (PAC) with them	Number of Shares	Shares as a percentage of total number of shares (i.e. Grand total (a) + (b) + (c) indicated in Statement at para (i) (a) above	Details of Warrants			Details of convertible securities		Total Shares (including underlying shares assuming full conversion of warrants and convertible securities as a % of diluted shares of capital)
				Number of Warrants	As a % total number of warrants of the same class	Number of convertible securities held	% w.r.t total number of convertible securities of the same class		
N I L									



I (d) Statement showing details of Locked - in shares.

Sl No	Name of the shareholder	Category of Shareholders (Promoters / Public)	No. of Locked - in Shares	Locked - in Shares as a percentage of Total No. of shares {i.e. Grand Total (A)+(B)+(C) indicated in statement at para I(a) above}
			NIL	

II (a) Statement showing details of Depository Receipts (DRs)

Sl No.	Type of Outstanding DR (ADRs/ GDRs/SDRs etc.)	No. of Outstanding DRs	No. of shares underlying Outstanding DRs	Shares underlying outstanding DRs as a percentage of Total No. of shares {i.e. Grand Total (A)+(B)+(C) indicated in statement at para I(a) above}
				NIL

II (b) Statement showing holding of Depository Receipts (DRs) where underlying shares held by "Promoter / Promoter group" are in excess of 1% of total number of shares.

Sl No.	Name of the DR Holder	Type of Outstanding DR (ADRs/GDRs/S DRs etc.)	No. of shares underlying Outstanding DRs	Shares underlying outstanding DRs as a percentage of Total No. of shares {i.e. Grand Total (A)+(B)+(C) indicated in statement at para I(a) above}
				NIL

(III) (a) Statement showing the voting pattern of shareholders, if more than one class of shares/securities is issued by the issuer.


Manager

Not Applicable

