

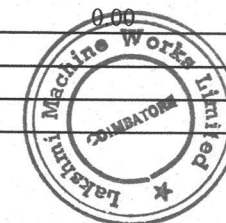
Introductory sub-table (I)(a)

(1)(a) Statement showing Shareholding pattern under clause 35 of Listing Agreement.


Name of the Company: LAKSHMI MACHINE WORKS LIMITED			
Scrip Code, Name of the scrip, class of security: 500252, LMW, Equity			
Quarter ended: 30-SEP-2014			
Partly paid-up shares:-	No. of partly paid-up shares	As a % of total no. of partly paid-up shares	As a % of total no. of shares of the company
Held by promoter/promoter group		0	0
Held by public		0	0
Total - D	0	0	0
Outstanding convertible securities:-	No. of outstanding securities	As a % of total no. of outstanding convertible securities	As a % of total no. of shares of the company, assuming full conversion of the convertible securities
Held by promoter/promoter group		0	0
Held by public		0	0
Total - E	0	0	0
Warrants:-	No. of warrants	As a % of total no. of warrants	As a % of total no. of shares of the company, assuming full conversion of warrants
Held by promoter/promoter group		0	0
Held by public		0	0
Total - F	0	0	0
Total paid-up capital of the company, assuming full conversion of warrants and convertible securities (Grand Total (A+B+C)+ D+E+F)		11266504	




Statement Showing Shareholding Pattern								
Category code	Category of Shareholder	Number of Shareholders	Table (I)(a)		Total shareholding as a percentage of total number of shares		Shares Pledged of otherwise encumbered	
			Total number of shares	Number of shares held in dematerialized form	As a percentage of (A+B) ¹	As a percentage of (A+B+C)	No. of shares	As a percentage of pledged shares to shares held (IX)= (VIII)/(IV)*100
(I)	(II)	(III)	(IV)	(V)	(VI)	(VII)	(VIII)	(IX)
(A)	Shareholding of Promoter and Promoter Group²							
1	Indian							
(a)	Individuals/ Hindu Undivided Family	10	302247	301867	2.68	2.68		0.00
(b)	Central Government/ State Government(s)				0.00	0.00		0.00
(c)	Bodies Corporate	9	2891378	2891378	25.66	25.66		0.00
(d)	Financial Institutions/ Banks				0.00	0.00		0.00
(e)	Any Others(Specify)				0.00	0.00		0.00
(e-i)					0.00	0.00		0.00
(e-ii)					0.00	0.00		0.00
	Sub Total(A)(1)	19	3193625	3193245	28.35	28.35	0	0.00
2	Foreign							
a	Individuals (Non-Residents Individuals/ Foreign Individuals)				0.00	0.00		0.00
b	Bodies Corporate				0.00	0.00		0.00
c	Institutions				0.00	0.00		0.00
d	Qualified Foreign Investor				0.00	0.00		0.00
e	Any Others(Specify)				0.00	0.00		0.00
e-i					0.00	0.00		0.00
e-ii					0.00	0.00		0.00
	Sub Total(A)(2)	0	0	0	0.00	0.00	0	0.00
	Total Shareholding of Promoter and Promoter Group (A)= (A)(1)+(A)(2)	19	3193625	3193245	28.35	28.35	0	0.00
(B)	Public shareholding							
1	Institutions							




(a)	Mutual Funds/ UTI	32	1457927	1457577	12.94	12.94		
(b)	Financial Institutions / Banks	8	3770	3570	0.03	0.03		
(c)	Central Government/ State Government(s)				0.00	0.00		
(d)	Venture Capital Funds				0.00	0.00		
(e)	Insurance Companies	4	1353237	1353237	12.01	12.01		
(f)	Foreign Institutional Investors	30	189981	189881	1.69	1.69		
(g)	Foreign Venture Capital Investors				0.00	0.00		
(h)	Qualified Foreign Investor				0.00	0.00		
(i)	Any Other (specify)				0.00	0.00		
(i-i)					0.00	0.00		
(i-ii)					0.00	0.00		
	Sub-Total (B)(1)	74	3004915	3004265	26.67	26.67		
B 2	Non-institutions							
(a)	Bodies Corporate	558	2282399	1680209	20.26	20.26		
(b)	Individuals				0.00	0.00		
	Individuals -i. Individual shareholders holding nominal share capital up to Rs 1 lakh							
I		22108	1435031	1324607	12.74	12.74		
II	ii. Individual shareholders holding nominal share capital in excess of Rs. 1 lakh.	17	726433	702433	6.45	6.45		
(c)	Qualified Foreign Investor				0.00	0.00		
(d)	Any Other (specify)				0.00	0.00		
(d-i)	TRUSTS	3	7000	7000	0.06	0.06		
(d-ii)	DIRECTORS & THEIR RELATIVES	3	4500	4500	0.04	0.04		
(d-iii)	FOREIGN NATIONALS	1	240	0	0.00	0.00		
(d-iv)	NON RESIDENT INDIANS	298	76333	75993	0.68	0.68		
(d-v)	CLEARING MEMBERS	172	11134	11134	0.10	0.10		
(d-vi)	HINDU UNDIVIDED FAMILIES	732	524894	524894	4.66	4.66		
(d-vii)					0.00	0.00		
	Sub-Total (B)(2)	23892	5067964	4330770	44.98	44.98		
(B)	Total Public Shareholding (B)= (B)(1)+(B)(2)	23966	8072879	7335035	71.65	71.65		
	TOTAL (A)+(B)	23985	11266504	10528280	100	100	0	



(C)	Shares held by Custodians and against which Depository Receipts have been issued							
1	Promoter and Promoter Group					0.00		0.00
2	Public					0.00		
	Sub-Total (C)	0	0	0		0	0	
	GRAND TOTAL (A)+(B)+(C)	23985	11266504	10528280		100	0	0.00



Sr.No	Notes
1	
2	
3	
4	
5	
6	
7	
8	
9	



(I)(b) Statement showing holding of securities (including shares, warrants, convertible securities) of persons belonging to the category “Promoter and Promoter Group”

Sr. No.	Name of the shareholder	Details of Shares held		Encumbered shares (*)			Details of warrants		Details of convertible securities		Total shares (including underlying shares assuming full conversion of warrants and convertible securities) as a % of diluted share capital
		Number of shares held	As a % of grand total (A) +(B) +(C)	Number of shares	As a percentage of pledged shares to shares held	As a % of grand total (A)+(B)+(C) of sub-clause (I)(a)	Number of warrants held	As a % total number of warrants of the same class	Number of convertible securities held	As a % total number of convertible securities of the same class	
(I)	(II)	(III)	(IV)	(V)	(VI)=(V)/(II I)*100	(VII)					
1	D THAYARAMMAL	7920	0.07		0.00	0.00		0.00		0.00	0.07
2	J RAJYALAKSHMI	97980	0.87		0.00	0.00	0	0.00	0	0.00	0.87
3	RAVI SAM	5866	0.05		0.00	0.00		0.00		0.00	0.05
4	SANJAY JAYAVARTHANAVELU	142291	1.26		0.00	0.00	0	0.00	0	0.00	1.26
5	D. SENTHILKUMAR	160	0.00		0.00	0.00	0	0.00	0	0.00	0.00
6	UTTARA R	44290	0.39		0.00	0.00		0.00		0.00	0.39
7	NETHRA J S KUMAR	720	0.01		0.00	0.00		0.00		0.00	0.01
8	K SUNDARAM	1220	0.01		0.00	0.00		0.00		0.00	0.01
9	S PATHY	1420	0.01		0.00	0.00		0.00		0.00	0.01
10	LAKSHMI ELECTRICAL DRIVES LIMITED	17500	0.16		0.00	0.00		0.00		0.00	0.16
11	LAKSHMI CARGO COMPANY LTD	1024218	9.09		0.00	0.00		0.00		0.00	9.09
12	LAKSHMI TECHNOLOGY AND ENGINEER	667090	5.92		0.00	0.00		0.00		0.00	5.92
13	LAKSHMI ELECTRICAL CONTROL SYSTE	88800	0.79		0.00	0.00		0.00		0.00	0.79
14	ESHAAN ENTERPRISES LIMITED	127110	1.13		0.00	0.00		0.00		0.00	1.13
15	THE LAKSHMI MILLS COMPANY LIMITED	520000	4.62		0.00	0.00		0.00		0.00	4.62
16	LAKSHMI RING TRAVELLERS (CBE) LIMI	252180	2.24		0.00	0.00		0.00		0.00	2.24
17	LAKSHMI PRECISION TOOLS LIMITED	15000	0.13		0.00	0.00		0.00		0.00	0.13
18	SUPER SALES INDIA LIMITED	179480	1.59		0.00	0.00		0.00		0.00	1.59
19	JAIDEV JAYAVARTHANAVELU	380	0.00		0.00	0.00		0.00		0.00	0.00
TOTAL		3193625	28.34	0	0.00	0.00	0	0.00	0	0.00	28.34

(*) The term “encumbrance” has the same meaning as assigned to it in regulation 28(3) of the SAST Regulations, 2011



(I)(c)(i) Statement showing holding of securities (including shares, warrants, convertible securities) of persons belonging to the category "Public" and holding more than 1% of the total number of shares

Sr. No.	Name of the shareholder	Number of shares	Shares as a percentage of total number of shares {i.e., Grand Total (A)+(B)+(C) indicated in Statement at para (I)(a) above}	Details of warrants		Details of convertible securities		Total shares (including underlying shares assuming full conversion of warrants and convertible securities) as a % of diluted share capital
				Number of warrants held	As a % total number of warrants of the same class	Number of convertible securities held	% w.r.t total number of convertible securities of the same class	
1	HDFC TRUSTEE COMPANY LIMITED-HDFC	330032	2.93		0.00		0.00	2.93
2	HDFC TRUSTEE COMPANY LIMITED - HDFC	188343	1.67		0.00		0.00	1.67
3	RELIANCE CAPITAL TRUSTEE CO. LTD A/C RELIANCEEQU	526830	4.68		0.00		0.00	4.68
4	LIFE INSURANCE CORPORATION OF INDIA P & GS FUND	116229	1.03		0.00		0.00	1.03
5	LIFE INSURANCE CORPORATION OF INDIA	908030	8.06		0.00		0.00	8.06
6	THE NEW INDIA ASSURANCE COMPANY LIMITED	385150	3.42		0.00		0.00	3.42
7	SUDARSHAN SECURITIES PRIVATE LIMITED	519250	4.61		0.00		0.00	4.61
8	ICICI PRUDENTIAL LIFE INSURANCE COMPANY LTD	294145	2.61		0.00		0.00	2.61
9	GAGANDEEP CREDIT CAPITAL PVT LTD	293954	2.61		0.00		0.00	2.61
10	M/S VOLTAS LIMITED	600000	5.33		0.00		0.00	5.33
11	ANUJ ANANTRAI SHETH	206000	1.83		0.00		0.00	1.83
12	SHARDA S SHAH	115000	1.02		0.00		0.00	1.02
13	NEMISH S SHAH	402681	3.57		0.00		0.00	3.57
TOTAL		4885644	43.37	0.00	0.00	0.00	0.00	43.37



(I)(c)(ii) Statement showing holding of securities (including shares, warrants, convertible securities) of persons (together with PAC) belonging to the category "Public" and holding more than 5% of the total number of shares of the company

Sr. No.	Name(s) of the shareholder(s) and the Persons Acting in Concert (PAC) with them	Number of shares	Shares as a percentage of total number of shares {i.e., Grand Total (A)+(B)+(C) indicated in Statement at para (D)(a)}	Details of warrants		Details of convertible securities		Total shares (including underlying shares assuming full conversion of warrants and convertible securities) as a % of diluted share capital
				Number of warrants held	As a % total number of warrants of the same class	Number of convertible securities held	% w.r.t total number of convertible securities of the same class	
1	LIFE INSURANCE CORPORATION OF INDIA	908030	8.06		0.00		0.00	8.06
2	M/S VOLTAS LIMITED	600000	5.33		0.00		0.00	5.33
3			0.00		0.00		0.00	0.00
4			0.00		0.00		0.00	0.00
5			0.00		0.00		0.00	0.00
6			0.00		0.00		0.00	0.00
7			0.00		0.00		0.00	0.00
8			0.00		0.00		0.00	0.00
9			0.00		0.00		0.00	0.00
10			0.00		0.00		0.00	0.00
TOTAL		1508030	13.39	0	0.00	0	0.00	13.39



(I)(d) Statement showing details of locked-in shares

Sr. No.	Name of the shareholder	Number of locked-in shares	Locked-in shares as a percentage of total number of shares {i.e., Grand Total (A)+(B)+(C) indicated in Statement at para (I)(a) above}
1			0.00
2			0.00
3			0.00
4			0.00
5			0.00
6			0.00
7			0.00
8			0.00
9			0.00
TOTAL		0	0.00

-9-



(II)(a) Statement showing details of Depository Receipts (DRs)

Sr. No.	Type of outstanding DR (ADRs, GDRs, SDRs, etc.)	Number of outstanding DRs	Number of shares underlying outstanding DRs	Shares underlying outstanding DRs as a percentage of total number of shares {i.e., Grand Total (A)+(B)+(C) indicated in Statement at para (I)(a) above}
1				0.00
2				0.00
3				0.00
4				0.00
5				0.00
6				0.00
7				0.00
8				0.00
9				0.00
TOTAL		0	0	0.00



(II)(b) Statement showing Holding of Depository Receipts (DRs), where underlying shares held by "promoter/promoter group" are in excess of 1% of the total number of shares

Sr. No.	Name of the DR Holder	Type of outstanding DR (ADRs, GDRs, SDRs, etc.)	Number of shares underlying outstanding DRs	Shares underlying outstanding DRs as a percentage of total number of shares {i.e., Grand Total (A)+(B)+(C) indicated in Statement at para (I)(a) above}
1				0.00
2				0.00
3				0.00
4				0.00
5				0.00
6				0.00
7				0.00
8				0.00
9				0.00
				0.00
				0.00
TOTAL			0	0.00

For LAKSHMI MACHINE WORKS LIMITED

(K. DURAISAMI)
Company Secretary

