


Name of the Company : LAFFANS PETROCHEMICALS LTD

Script Code, Name of the scrip, class of security :

Quarter ended : 31/03/2014

Partly paid-up shares :-	No. of partly paid-up shares	As a % of total no. of partly paid-up shares	As a % of total no. of shares of the company
Held by promoter/ promoter group		0.00	0.00
Held by public		0.00	0.00
Total	0	0.00	0.00
Outstanding convertible securities	No. of outstanding securities	As a % of total no. of outstanding convertible securities	As a % of total no. of shares of the company, assuming full conversion of the convertible securities
Held by promoter/ promoter group		0.00	0.00
Held by public		0.00	0.00
Total	0	0.00	0.00
Warrants	No. of Warrants	As a % of total no. of Warrants	As a % of total no. of shares of the company, assuming full conversion of warrants
Held by promoter/ promoter group	0	0.00	0.00
Held by public	0	0.00	0.00
Total	0	0.00	0.00
Total paid-up capital of the company, assuming full conversion of warrants convertible securities Total (A+B+C)+ D+E+F]	8000000		100.00

FOR LAFFANS PETROCHEMICALS LTD.


MANAGING DIRECTOR

Statement Showing Shareholding Pattern

Table (I)(a)


Category Code	Category of Shareholder	Number of Shareholders	Total Number Of Shares	Number of Dematerialised shares	As a Percentage of		Number of shares	As a Percentage
					(A+B)	(A+B+C)		
(I)	(II)	(III)	(IV)	(V)	(VI)	(VII)	(VIII)	(IX) = (VII)/(IV) *100

(A) Shareholding of Promoter and Promoter Group2

1. INDIAN								
(a)	INDIVIDUAL / HUF	5	3912452	3907702	48.9057	48.9057	0	0.00
(b)	CENTRAL / STATE GOVERNMENTS)	0	0	0	0.0000	0.0000	0	0.00
(c)	BODIES CORPORATE	1	227700	227700	2.8463	2.8463	0	0.00
(d)	FINANCIAL INSTITUTIONS / BANKS	0	0	0	0.0000	0.0000	0	0.00
(e)	ANY OTHERS (Specify)	0	0	0	0.0000	0.0000	0	0.00
(f)	DIRECTORS	0	0	0	0.0000	0.0000	0	0.00
(g)	RELATIVES	0	0	0	0.0000	0.0000	0	0.00
(h)	GROUP COMPANIES	0	0	0	0.0000	0.0000	0	0.00
SUB TOTAL (A)(I) :		6	4140152	4135402	51.7519	51.7519	0	0.00
2. FOREIGN								
(a)	INDIVIDUAL	0	0	0	0.0000	0.0000	0	0.00
(b)	BODIES CORPORATE	0	0	0	0.0000	0.0000	0	0.00
(c)	INSTITUTIONS	0	0	0	0.0000	0.0000	0	0.00
(d)	QUALIFIED FOREIGN INVESTOR	0	0	0	0.0000	0.0000	0	0.00
(e)	ANY OTHERS (Specify)	0	0	0	0.0000	0.0000	0	0.00
SUB TOTAL (A)(2) :		0	0	0	0.0000	0.0000	0	0.00
Total holding for promoters (A)+(A)(1) + (A)(2)		6	4140152	4135402	51.7519	51.7519	0	0.00

(B) Public shareholding


1. INSTITUTIONS								
(a)	MUTUAL FUNDS / UTI	1	106000	0	0.1325	0.1325	0	0.00
(b)	FINANCIAL INSTITUTIONS / BANKS	0	0	0	0.0000	0.0000	0	0.00
(c)	CENTRAL / STATE GOVERNMENTS)	0	0	0	0.0000	0.0000	0	0.00
(d)	VENTURE CAPITAL FUNDS	0	0	0	0.0000	0.0000	0	0.00
(e)	INSURANCE COMPANIES	0	0	0	0.0000	0.0000	0	0.00
(f)	FIS	0	0	0	0.0000	0.0000	0	0.00
(g)	FOREIGN VENTURE CAPITAL INVESTORS	0	0	0	0.0000	0.0000	0	0.00

FOR LAFFANS PETROCHEMICALS LTD.

 MANAGING DIRECTOR

Statement Showing Shareholding Pattern

Table (I)(a)

Category Code	Category of Shareholder	Number of Shareholders	Total Number Of Shares	Number of Total Shareholding as a Shares held in percentage of total number of Denormalised shares		Shares Pledged or otherwise circumbered	As a Percentage of (A+B) *100	As a Percentage of (A+B+C) *100	As a Number of shares (VIII)(IV)	As a percentage (IX)-(VIII)(IV) *100
				from	form					
(i)	(ii)	(iii)	(iv)	(v)	(vi)	(vii)	(viii)	(ix)	(x)	
(b)	QUALIFIED FOREIGN INVESTOR	0	0	0	0.0000	0.0000	0	0.00	0	0.00
(c)	ANY OTHERS	0	0	0	0.0000	0.0000	0	0.00	0	0.00
SUB TOTAL (B)(1) :		1	10600	0	0.1325	0.1325	0	0.00	0	0.00
B.2. Non-institutions										
(a)	BODIES CORPORATE	107	266593	209593	3.3324	3.3324	0	0.00	0	0.00
(b)	INDIVIDUAL	4336	2289959	1626349	28.6245	28.6245	0	0.00	0	0.00
(c)	(CAPITAL UPTO TO Rs. 1 Lakh)	42	1278005	1212505	15.9751	15.9751	0	0.00	0	0.00
(d)	(CAPITAL GREATER THAN Rs. 1 Lakh)	0	0	0	0.0000	0.0000	0	0.00	0	0.00
(e)	QUALIFIED FOREIGN INVESTOR	0	0	0	0.0000	0.0000	0	0.00	0	0.00
(f)	ANY OTHERS (Specify)	0	0	0	0.0000	0.0000	0	0.00	0	0.00
(g)	TRUSTS	6	756	756	0.0095	0.0095	0	0.00	0	0.00
(h)	CLEARING MEMBER	0	0	0	0.0000	0.0000	0	0.00	0	0.00
(i)	DIRECTORS	0	0	0	0.0000	0.0000	0	0.00	0	0.00
(j)	RELATIVES	0	0	0	0.0000	0.0000	0	0.00	0	0.00
(k)	EMPLOYEE	21	13935	13935	0.1742	0.1742	0	0.00	0	0.00
(l)	NON RESIDENT INDIANS (NRI)	0	0	0	0.0000	0.0000	0	0.00	0	0.00
(m)	OVERSEAS BODIES CORPORATES	0	0	0	0.0000	0.0000	0	0.00	0	0.00
(n)	UNCLAIMED	0	0	0	0.0000	0.0000	0	0.00	0	0.00
SUSPENSE ACCOUNT										
SUB TOTAL (B)(2) :		4512	3849248	3063138	48.1156	48.1156	0	0.00	0	0.00
Total Public Shareholding (B)=(B)(1) + (B)(2)		4513	3859848	3063138	48.2481	48.2481	0	0.00	0	0.00
Total (A) + (B) :		4519	8000000	7198540	100.0000	100.0000	0	0.00	0	0.00
(C) Shares held by Christians and against which Depository Receipts have been issued										
(i)	Promoter and Promoter Group	0	0	0	0.0000	0.0000	0	0.00	0	0.00
(ii)	Public	0	0	0	0.0000	0.0000	0	0.00	0	0.00
SUB TOTAL (C)(1) :		0	0	0	0.0000	0.0000	0	0.00	0	0.00

FOR LAFFANS PETROCHEMICALS LTD.

 MANAGING DIRECTOR

Grand Total (A) + (B) + (C) 4519 8000000 7198540 100 100.0000 0 0.00


NOTES:
1) NAME NUMBER OF SHARES HELD & PERCENTAGE OF ENTITIES / PERSONS HOLDING MORE THAN 1% OF THE TOTAL SHARES OF THE COMPANY IS AS PER ANNEXURE

(I)(b) Statement showing holding of securities (including shares, warrants, convertible securities) of persons belonging to the category "Promoter and Promoter Group"

Sr.No	Name of the Shareholder	Total shares held		Encumbered shares (*)		Details of warrants		Details of convertible securities		Total shares (including underlying shares assuming full conversion of warrants and convertible securities) as a % of diluted share capital
		Number of shares	As a % of grand total (A)+(B)+(C)	Number	As a percentage (V)/(VI)* 100	Number of warrants held	As a % of total number of warrants of the same class	Number of convertible securities held	As a % of total number of convertible securities of the same class	
1	SANDEEP PREM SETH	3907702	48.8463	0	0.00	0	0.00	0	0.00	0
2	LAFFANS INDIA LIMITED	2277700	2.8463	0	0.00	0	0.00	0	0.00	0
3	SANDEEP SETH	3300	0.0413	0	0.00	0	0.00	0	0.00	0
4	SANDEEP PREM SETH	900	0.0113	0	0.00	0	0.00	0	0.00	0
5	URNILA SETH	500	0.0063	0	0.00	0	0.00	0	0.00	0
6	SANDEEP SETH	50	0.0006	0	0.00	0	0.00	0	0.00	0
TOTAL:		4140152	51.7519	0	0.00	0	0.0000	0	0.0000	0

PRINTED ON : 08/04/2014

PAGE NO : 1

FOR LAFFANS PERROCHEMICALS LTD.

MANAGING DIRECTOR

(i)(c)(ii)

Statement showing holding of securities (including shares, warrants, convertible securities) of persons belonging to the category "Public" and holding more than 1% of the total number of shares.

Sr.No	Name of the shareholder	Number of shares	Shares as a percentage of total number of shares (i.e. Grand Total (A)+(B)+(C) indicated in Statement at para (i) (a) above)	Details of warrants		Details of convertible securities		Total shares (including underlying shares assuming full conversion of warrants and convertible securities) as a % of diluted share capital
				Number of warrants	As a % total number of warrants of the same class	Number of convertible securities held	% w.r.t. total number of convertible securities of the same class	
1	MAHENDRA GIRDHARILAL	133242	1.6655	0	0	0	0	0
2	RAHUL DILIPBHAI JHAVERI	121500	1.5188	0	0	0	0	0
3	SANJAY SETHI	99000	1.2375	0	0	0	0	0
4	NARAYAN MANGILAL MALU	87266	1.0908	0	0	0	0	0
TOTAL:		441008	5.5126	0	0	0	0	0

Printed Date : 08/04/2014

PAGE NO :


1

(i)(c)(iii)

Statement showing holding of securities (including shares, warrants, convertible securities) of persons (together with PAC) belonging to the category "Public" and holding more than 5% of the total number of shares of the company.

SR.NO	Name	Number of shares	Details of warrants		Details of convertible securities		Total shares (including underlying shares assuming full conversion of warrants and convertible securities) as a % of diluted share capital
			Number of warrants held	As a % total number of warrants of the same class	Number of convertible securities held	% w.r.t. total number of convertible securities of the same class	
1		0	0	0	0	0	0
TOTAL:		0	0	0	0	0	0

Printed Date : 08/04/2014

For LAFFANS PETROCHEMICALS LTD.

MANAGING DIRECTOR

(1)(d) Statement showing details of locked-in shares AS ON : 31/03/2014


Sr.No	Name of the shareholder	Number of locked-in shares	Locked-in shares as a percentage of total number of shares i.e. Grand Total (A)+(B)+ (C) indicated in Statement at para (1)(e) above.	Promoter / Promoter Group / Public
TOTAL:				

(1)(e) Statement showing details of Depository Receipts (DRs)

Sr.No.	Type of Outstanding DR (ADRs,GDRs,SDRs etc.)	No of Outstanding DRs.	No of Shares underlying outstanding DRs.	Shares underlying outstanding DRs as a Percentage of total number of shares (ie Grand Total (A)+(B) + (C) indicated in statement at para(1) (e) above)
TOTAL:				

(1)(f) Statement showing holding of Depository Receipts (DRs), where underlying shares held by 'promoter / promoter group' are in excess of 1% of the total number of shares.

Sr.No.	Name of the DR Holder	Type of Outstanding DR (ADRs,GDRs,SDRs etc.)	No of Shares underlying outstanding DRs.	Shares underlying outstanding DRs as a Percentage of total number of shares (ie Grand Total (A)+(B)+(C) indicated in statement at Part (1) (a) above)
TOTAL:				


MANAGING DIRECTOR
FOR LAFFANS PERFORMANCIALS LTD.