

Name of the Company :	KRIDHAN INFRA LTD		
Script Code,Name of the scrip, class of security :			
Quarter ended :	31/03/2015		
Partly paid-up shares :-	No. of partly paid-up shares	As a % of total no. of partly paid-up shares	As a % of total no. of shares of the company
Held by promoter/ promoter group	0	0.00	0.00
Held by public	0	0.00	0.00
Total (D)	0	0.00	0.00
Outstanding convertible securities	No. of outstanding securities	As a % of total no. of outstanding convertible securities	As a % of total no. of shares of the company, assuming full conversion of the convertible securities
Held by promoter/ promoter group	0	0.00	0.00
Held by public	0	0.00	0.00
Total (E)	0	0.00	0.00
Warrants	No. of Warrants	As a % of total no. of Warrants	As a % of total no. of shares of the company, assuming full conversion of warrants
Held by promoter/ promoter group	3775000	51.89	5.03
Held by public	3500000	48.11	4.66
Total (F)	7275000	100.00	9.69
Total paid-up capital of the company, assuming full conversion of warrants convertible securities Total (A+B+C)+ D+E+F)	75091765		

As on date paidup capital	67816765
Outstanding Warrants	7275000
Total Paidup Capital After Full conversion of warrants	<u>75091765</u>

Note :


In view of sub-division of the face value of the equity shares of Rs.10/- each to Rs.2/- per share , the entitlement of Warrant Holders has been augmented as per the terms & conditions of the issue of warrants. Accordingly 27,00,000 warrants have been augmented to 1,35,00,00,000 warrants in view of the sub-division of the Equity shares . Out of the said warrants the promoters have exercised their right of conversion of 62,25,000 warrants (before augmentation 12,45,000 warrants) and accordingly the Board of Directors have issued 62,25,000 equity shares of Rs.2/- each to the promoters of the Company & balance 72,75,0000 are outstanding & pending for conversion.




Statement Showing Shareholding Pattern

Table (I)(a)


Category Code	Category of Shareholder	Number of Shareholders	Total Number Of Shares	Number of Shares held in Dematerialised form	Total Shareholding as a percentage of total number of shares		Shares Pledged or otherwise encumbered	
					As a Percentage of (A+B)	As a Percentage of (A+B+C)	No. Of Shares	As a Percentage
(I)	(II)	(III)	(IV)	(V)	(VI)	(VII)	(VIII)	(IX)= (VIII)/(IV) *100
(IX)= (VIII)/(IV) *100								
(A) Shareholding of Promoter and Promoter Group2								
1. INDIAN								
(a)	INDIVIDUAL / HUF	2	29375000	26375000	43.3152	43.3152	0	0.00
(b)	CENTRAL / STATE GOVERNMENT(S)	0	0	0	0.0000	0.0000	0	0.00
(c)	BODIES CORPORATE	0	0	0	0.0000	0.0000	0	0.00
(d)	FINANCIAL INSTITUTIONS / BANKS	0	0	0	0.0000	0.0000	0	0.00
(e)	ANY OTHERS (Specify)							
(i)	DIRECTORS RELATIVES	0	0	0	0.0000	0.0000	0	0.00
(ii)	GROUP COMPANIES	2	14606000	11381000	21.5374	21.5374	3250000	22.25
(iii)	TRUSTS	0	0	0	0.0000	0.0000	0	0.00
SUB TOTAL (A)(1) :		4	43981000	37756000	64.8527	64.8527	3250000	7.39
2. FOREIGN								
(a)	INDIVIDUAL	0	0	0	0.0000	0.0000	0	0.00
(b)	BODIES CORPORATE	0	0	0	0.0000	0.0000	0	0.00
(c)	INSTITUTIONS	0	0	0	0.0000	0.0000	0	0.00
(d)	QUALIFIED FOREIGN INVESTOR	0	0	0	0.0000	0.0000	0	0.00
(e)	ANY OTHERS (Specify)	0	0	0	0.0000	0.0000	0	0.00
SUB TOTAL (A)(2) :		0	0	0	0.0000	0.0000	0	0.00
Total holding for Promoters and Promoter group	(A)=(A)(1) + (A)(2)	4	43981000	37756000	64.8527	64.8527	3250000	7.39
(B) Public shareholding								
1. INSTITUTIONS								
(a)	MUTUAL FUNDS / UTI	0	0	0	0.0000	0.0000	0	0.00
(b)	FINANCIAL INSTITUTIONS / BANKS	0	0	0	0.0000	0.0000	0	0.00
(c)	CENTRAL / STATE GOVERNMENT(S)	0	0	0	0.0000	0.0000	0	0.00
(d)	VENTURE CAPITAL FUNDS	0	0	0	0.0000	0.0000	0	0.00
(e)	INSURANCE COMPANIES	0	0	0	0.0000	0.0000	0	0.00




(f)	FI'S	3	649090	649090	0.9571	0.9571	0	0.00
(g)	FOREIGN VENTURE CAPITAL INVESTORS	0	0	0	0.0000	0.0000	0	0.00
(h)	QUALIFIED FOREIGN INVESTOR	0	0	0	0.0000	0.0000	0	0.00
(i)	ANY OTHERS (Specify)	0	0	0	0.0000	0.0000	0	0.00
SUB TOTAL (B)(1) :		3	649090	649090	0.9571	0.9571	0	0.00
B 2. Non-institutions								
(a)	BODIES CORPORATE	107	13362987	10587987	19.7045	19.7045	0	0.00
(b)	INDIVIDUAL							
(i)	(CAPITAL UPTO TO Rs. 1 Lakh)	1281	1700876	1630851	2.5080	2.5080	0	0.00
(ii)	(CAPITAL GREATER THAN Rs. 1 Lakh)	42	6535793	6535793	9.6374	9.6374	0	0.00
(c)	QUALIFIED FOREIGN INVESTOR	0	0	0	0.0000	0.0000	0	0.00
(d)	ANY OTHERS (Specify)							
(i)	TRUSTS	0	0	0	0.0000	0.0000	0	0.00
(ii)	CLEARING MEMBER	41	244558	244558	0.3606	0.3606	0	0.00
(iii)	DIRECTORS RELATIVES	0	0	0	0.0000	0.0000	0	0.00
(iv)	EMPLOYEE	0	0	0	0.0000	0.0000	0	0.00
(v)	NON RESIDENT INDIANS (NRI)	17	1242461	1242461	1.8321	1.8321	0	0.00
(vi)	OVERSEAS BODIES CORPORATES	1	100000	100000	0.1475	0.1475	0	0.00
(vii)	UNCLAIMED SUSPENSE ACCOUNT	0	0	0	0.0000	0.0000	0	0.00
SUB TOTAL (B)(2) :		1489	23186675	20341650	34.1902	34.1902	0	0.00
Total Public Shareholding	(B)=(B)(1) + (B)(2)	1492	23835765	20990740	35.1473	35.1473	0	0.00
Total (A) + (B) :		1496	67816765	58746740	100.0000	100.0000	3250000	4.79
(C) Shares held by Custodians and against which Depository Receipts have been issued								
(a)	SHARES HELD BY CUSTODIANS	0	0	0	0.0000	0.0000	0	0.00
(i)	Promoter and Promoter Group	0	0	0	0.0000	0.0000	0	0.00
(ii)	Public	0	0	0	0.0000	0.0000	0	0.00
SUB TOTAL (C)(1) :		0	0	0	0.0000	0.0000	0	0.00
Grand Total (A) + (B) + (C)		1496	67816765	58746740	100.0000	100.0000	3250000	4.79
NOTES :	1) NAME,NUMBER OF SHARES HELD & PERCENTAGE OF ENTITIES / PERSONS HOLDING MORE THAN 1% OF THE TOTAL SHARES OF THE COMPANY IS AS PER ANNEXURE							




(I)(b) Statement showing holding of securities (including shares, warrants, convertible securities) of persons belonging to the category " PROMOTERS AND PROMOTER GROUP "											
Sr.No	Name of the Shareholder	Details of shares held		Encumbered shares (*)			Details of warrants		Details of convertible securities		Total shares (including underlying shares assuming full conversion of warrants and convertible securities) as a % of diluted share capital
		Number of shares held	As a % of grand total (A)+(B)+(C)	No.	As a percentage	As a % of grand total (A)+(B)+(C) of sub-clause (I)(a)	Number of warrants held	As a % total number of warrants of the same class	Number of convertible securities held	As a % total number of convertible securities of the same class	
(I)	(II)	(III)	(IV)	(V)	(VI)=(V)/(I)*100	(VII)	(VIII)	(IX)	(X)	(XI)	(XII)
1	ANIL DHANPATLAL AGARWAL	29325000	43.25	0	0.00	0.00	0.00	0.00	0.00	0.00	39.05
2	KRIDHAN INFRASTRUCTURES PRIVATE LIMITED	9981000	14.57	3250000	32.89	4.79	0.00	0.00	0.00	0.00	13.16
3	KRIDHAN PETROCHEMICALS	3225000	4.75	0	0.00	0.00	0.00	0.00	0.00	0.00	4.29
4	KRIDHAN INFRASTRUCTURES PVT LTD	1500000	2.21	0	0.00	0.00	0.00	0.00	0.00	0.00	2.00
5	KRISHNADEVI DHANPATLAL AGRAWAL	50000	0.07	0	0.00	0.00	0.00	0.00	0.00	0.00	0.07
TOTAL :		43981000	64.85	3250000	32.89	4.7900	0.00	0.00	0.00	0.00	58.57



(l)(c)(i) Statement showing holding of securities (including shares, warrants, convertible securities) of persons belonging to the category "Public" and holding more than 1% of the total number of shares.								
SR.NO	Name of the shareholder	Number of shares held	Shares as a percentage of total number of shares(i.e.,Grand Total(A)+(B)+(C) indicated in Statement at para (l)(a) above)	Details of warrants		Details of convertible		Total shares (including underlying shares assuming full conversion of warrants and convertible securities) as a % of diluted share capital
				Number of warrants held	As a % total number of warrants of the same class	Number of convertible securities held	% w.r.t. total number of convertible securities of the same class	
1	MUSTRAY IMPEX AND SERVICES PRIVATE LIMITED	3003550	4.4289	0	0	0	0	4.00
2	ASHISH INDUSTRIAL & COMMERCIAL ENTERPRIS	2775000	4.0919	0	0	0	0	3.70
3	PAYONE ENTERPRISES PRIVATE LIMITED	1800000	2.6542	0	0	0	0	2.40
4	BLUE PEACOCK SECURITIES PVT LTD	1037285	1.5295	0	0	0	0	1.38
5	VINOD MOHAN NAIR	939016	1.3846	0	0	0	0	1.25
6	JAISHRI CHANDEL	869960	1.2828	0	0	0	0	1.16
7	SUNITA GUPTA	773900	1.1412	0	0	0	0	1.03
8	TRIKAAL THEATRES AND REALTY INDIA PVT LTD	704505	1.0388	0	0	0	0	0.94
9	HRISHITA INVESTMENTS ADVISORY PVT LTD	0	0.0000	1500000	20.62	0	0	2.00
10	NISHANT INBUILD LTD	0	0.0000	500000	6.87	0	0	0.67
11	MANISH K AJMERA	0	0.0000	250000	3.45	0	0	0.33
12	MANISH RAMESHBHAI VYAS	0	0.0000	500000	6.87	0	0	0.67
13	RAJESH RATHI	0	0.0000	375000	5.15	0	0	0.50
14	VISHAL BHATIA	0	0.0000	250000	3.45	0	0	0.33
15	JAY ADHVARYU	0	0.0000	125000	1.72	0	0	0.16
	TOTAL :	11903216	17.5519	3500000	48.13	0	0	20.51



(I)(c)(ii)	Statement showing holding of securities (including shares, warrants, convertible securities) of persons (together with PAC) belonging to the category "Public" and holding more than 5% of the total number of shares of the company			AS ON :	31/03/2015				
SR.NO	Name of the shareholder	Number of shares	Shares as a percentage of total number of shares (i.e., Grand Total (A)+(B)+(C) indicated in Statement at para (I)(a) above)	Details of warrants		Details of convertible securities		Total shares (including underlying shares assuming full conversion of warrants and convertible securities) as a % of diluted share capital	
				Number of warrants held	As a % total number of warrants of the same class	Number of convertible securities	% w.r.t. total number of convertible securities of the same class		
1	HRISHITA INVESTMENTS ADVISORY PVT LTD	0	0	1500000	20.62	0	0	2.00	
2	NISHANT INBUILD LTD	0	0	500000	6.87	0	0	0.67	
3	MANISH RAMESHBHAI VYAS	0	0	500000	6.87	0	0	0.67	
4	RAJESH RATHI	0	0	375000	5.15	0	0	0.50	
TOTAL :		0	0	2875000	39.52	0	0	3.83	




(l)(d) Statement Showing " LOCKED - IN - SHARES "				AS ON :	31/03/2015
SR NO	NAME	Category	Shares	Per	
1	MUSTRAY IMPEX AND SERVICES PRIVATE LIMITED	Public	3000000	4.42	
2	ANIL AGRAWAL	Promoter	3000000	4.42	
3	KRIDHAN PETROCHEMICALS PVT LTD	Promoter	3225000	4.75	
		TOTAL:	9225000	13.59	

Note: The Board of Directors approved the conversion of warrants of 32,25,000 of Kridhan Petrochemicals Pvt Ltd on 07.03.2015 and 30,00,000 to Anil Agrawal on 27.03.2015. Although the said shares are not yet locked since company in the process of listing application with stock exchange. We have disclosed lockin pursuant to ICDR Regulations 2009 (amended from time to time).



(II) (a) Statement Showing Details of Depository Receipts (DRs)

Unit :	KRIDHAN INFRA LTD RS2		As on Date :	31/03/2015
Sr.No.	Type of Outstanding DR (ADRs,GDRs,SDRs etc.)	No of Outstanding DRs.	No of Shares underlying outstanding DRs.	Shares underlying outstanding DRs as a Percentage of total number of shares (i.e Total (A)+ (B) + (C) Indicated in statement at para(l) (a) above)
1	GDRs	Nil	Nil	Nil
		TOTAL :		



(II) (b) Statement showing Holding of Depository Receipts (DRs) where underlying shares are in excess of 1% of the total number of shares.			
Sr.No.	Type of Outstanding DR (ADRs,GDRs,SDRs etc.)	No.of Shares underlying outstanding DRs.	Shares underlying outstanding DRs.as a Percentage of total number of shares (i.e Total (A)+(B)+(C) Indicated in Statement at Para (I) (a) above)
1	Nil	Nil	Nil
TOTAL :			

