



| | | Introductory sub-table (I)(a) | |
|---|---|--|--|
| Name of the Company: KIRI INDUSTRIES LIMITED | | | |
| Scrip Code: BSE : 532967 NSE: KIRIINDUS | | | |
| Name of the Scrip: KIRI INDUSTRIES LIMITED | | | |
| Class of security: EQUITY SHARE of Rs. 10 EACH | | | |
| Quarter ended: SEPTEMBER 2014 | | | |
| Partly paid-up shares:- | No. of partly paid-up shares | As a % of total no. of partly paid-up shares | As a % of total no. of shares of the company |
| Held by promoter/promoter group | 0 | 0 | 0 |
| Held by public | 0 | 0 | 0 |
| Total | 0 | 0 | 0 |
| Outstanding convertible securities: No. of outstanding securities | As a % of total no. of outstanding convertible securities | As a % of total no. of shares of the company, assuming full conversion of the convertible securities | |
| Held by promoter/promoter group | 0 | 0 | 0 |
| Held by public | 0 | 0 | 0 |
| Total | 0 | 0 | 0 |
| Warrants:- | No. of warrants | As a % of total no. of warrants | As a % of total no. of shares of the company, assuming full conversion of warrants |
| Held by promoter/promoter group | 0 | 0 | 0 |
| Held by public | 0 | 0 | 0 |
| Total | 0 | 0 | 0 |
| Total paid-up capital of the company, assuming full conversion of warrants and convertible securities | 19000053 | | |


FOR KIRI INDUSTRIES LTD.

 MANAGING DIRECTOR

Statement Showing Shareholding Pattern


| Category code | Category of Shareholder | Number of Shareholders | Table (I)(a) | | | | Shares Pledged or otherwise encumbered | |
|---------------|--|------------------------|------------------------|--|--|------------------|--|-----------------------|
| | | | Total number of shares | Number of shares held in dematerialized form | Total shareholding as a percentage of total number of shares | Number of shares | | |
| (I) | (II) | (III) | (IV) | (V) | (VI) | (VII) | (VIII) | (IX)= (VIII)/(IV)*100 |
| (A) | Shareholding of Promoter and Promoter Group² | | | | | | | |
| I | Indian | | | | | | | |
| (a) | Individuals/ Hindu Undivided Family | 5 | 4791910 | 4791910 | 25.22 | 2116042 | 44.16 | |
| (b) | Central Government/ State Government(s) | 0 | 0 | 0 | 0.00 | 0 | 0.00 | |
| (c) | Bodies Corporate | 0 | 0 | 0 | 0.00 | 0 | 0.00 | |
| (d) | Financial Institutions/ Banks | 0 | 0 | 0 | 0.00 | 0 | 0.00 | |
| (e) | Any Others(Specify) | 0 | 0 | 0 | 0.00 | 0 | 0.00 | |
| | Sub-Total(A)(1) | 5 | 4791910 | 4791910 | 25.22 | 2116042 | 44.16 | |
| 2 | Foreign | | | | | | | |
| a | Individuals (Non-Residents Individuals/ Foreign Individuals) | 0 | 0 | 0 | 0.00 | 0 | 0.00 | |
| b | Bodies Corporate | 0 | 0 | 0 | 0.00 | 0 | 0.00 | |
| c | Institutions | 0 | 0 | 0 | 0.00 | 0 | 0.00 | |
| d | Qualified Foreign Investor | 0 | 0 | 0 | 0.00 | 0 | 0.00 | |
| e | Any Others(Specify) | 0 | 0 | 0 | 0.00 | 0 | 0.00 | |
| | Sub-Total(A)(2) | 0 | 0 | 0 | 0.00 | 0 | 0.00 | |
| | Total Shareholding of Promoter | 5 | 4791910 | 4791910 | 25.22 | 2116042 | 44.16 | |
| (B) | Public shareholding | | | | | | | |
| I | Institutions | | | | | | | |
| (a) | Mutual Funds/ UTI | 0 | 0 | 0 | 0.00 | 0 | 0.00 | |
| (b) | Financial Institutions / Banks | 5 | 1572766 | 1572766 | 8.28 | 0 | 0.00 | |
| (c) | Central Government/ State Government(s) | 0 | 0 | 0 | 0.00 | 0 | 0.00 | |
| (d) | Venture Capital Funds | 0 | 0 | 0 | 0.00 | 0 | 0.00 | |
| (e) | Insurance Companies | 0 | 0 | 0 | 0.00 | 0 | 0.00 | |
| (f) | Foreign Institutional Investors | 6 | 1528189 | 1528189 | 8.04 | 0 | 0.00 | |
| (g) | Foreign Venture Capital Investors | 0 | 0 | 0 | 0.00 | 0 | 0.00 | |
| (h) | Qualified Foreign Investor | 0 | 0 | 0 | 0.00 | 0 | 0.00 | |
| (i) | Any Other (specify) | 0 | 0 | 0 | 0.00 | 0 | 0.00 | |
| | Sub-Total (B)(1) | 11 | 3100955 | 3100955 | 16.32 | 0 | 0.00 | |


MANAGING DIRECTOR


| | | | | | | | | | | | | | |
|------------|---|------|----------|----------|--------|--------|---------|---------|-------|--|--|--|--|
| B 2 | Non-institutions | | | | | | | | | | | | |
| (a) | Bodies Corporate | 318 | 2978832 | 2978832 | 15.68 | 15.68 | 0 | 0 | 0.00 | | | | |
| (b) | Individuals | | | | | | | | | | | | |
| I | Individuals -i. Individual shareholders holding nominal share capital up to Rs 1 lakh | 6743 | 2670910 | 2670737 | 14.06 | 14.06 | 0 | 0 | 0.00 | | | | |
| II | ii. Individual shareholders holding nominal share capital in excess of Rs. 1 lakh. | 91 | 4339754 | 4339754 | 22.84 | 22.84 | 0 | 0 | 0.00 | | | | |
| (c) | Qualified Foreign Investor | 0 | 0 | 0 | 0.00 | 0.00 | 0 | 0 | 0.00 | | | | |
| (d) | Any Other (specify) | | | | | | | | | | | | |
| (d-i) | Clearing Members | 118 | 106062 | 106062 | 0.56 | 0.56 | 0 | 0 | 0.00 | | | | |
| (d-ii) | Foreign Nationals | 4 | 131140 | 28510 | 0.69 | 0.69 | 0 | 0 | 0.00 | | | | |
| (d-iii) | Hindu Undivided Families | 215 | 408482 | 408482 | 2.15 | 2.15 | 0 | 0 | 0.00 | | | | |
| (d-iv) | Non Resident Indians | 93 | 472008 | 472008 | 2.48 | 2.48 | 0 | 0 | 0.00 | | | | |
| | Sub-Total (B)(2) | 7582 | 11107188 | 11004405 | 58.46 | 58.46 | 0 | 0 | 0.00 | | | | |
| (B) | Total Public Shareholding (B)= (B)(1)+(B)(2) | 7593 | 14208143 | 14105360 | 74.78 | 74.78 | 0 | 0 | 0.00 | | | | |
| | TOTAL (A)+(B) | 7598 | 19000053 | 18897270 | 100.00 | 100.00 | 2116042 | 2116042 | 11.14 | | | | |
| (C) | Shares held by Custodians and against which Depository Receipts have been issued | | | | | | | | | | | | |
| 1 | Promoter and Promoter Group | 0 | 0 | 0 | 0.00 | 0.00 | 0 | 0 | 0.00 | | | | |
| 2 | Public | 0 | 0 | 0 | 0.00 | 0.00 | 0 | 0 | 0.00 | | | | |
| | Sub-Total (C) | 0 | 0 | 0 | 0 | 0 | 0 | 0 | 0 | | | | |
| | GRAND TOTAL (A)+(B)+(C) | 7598 | 19000053 | 18897270 | 100.00 | 100.00 | 2116042 | 2116042 | 11.14 | | | | |

FOR INFORMATION ONLY

 MANAGING DIRECTOR


| Sr.No | Notes |
|-------|---|
| 1 | Total Foreign Shareholding is 603148 Equity Shares being 3.17% of total paid up share capital of the Company. |
| 2 | The Company has not issued ADRs/GDRs. |
| 3 | |
| 4 | |
| 5 | |
| 6 | |
| 7 | |
| 8 | |
| 9 | |


 MANAGING DIRECTOR
 FORKIND INDUSTRIES LTD.

| A | B | C | D | E | F | G | H | I | J | K | L |
|-----|---|-----------------------------------|----------------|-----------------------|--|-------------------------|---------------------------------------|---------------------------------------|---|----------|--|
| 1 | (1)(b) Statement showing holding of securities (including shares, warrants, convertible securities) of persons belonging to the category "Promoter and Promoter Group" | | | | | | | | | | |
| 2 | | | | | | | | | | | |
| 3 | | | | | | | | | | | |
| Sr. | Name of the shareholder | Details of Shares held | | Encumbered shares (*) | | | Details of warrants | | Details of convertible securities | | Total shares (including underlying shares assuming full conversion of warrants and convertible securities) as a % of diluted share capital |
| 4 | No. | As a % of grand total (A)+(B)+(C) | No. | As a percentage | As a % of grand total (A)+(B)+(C) of sub-clause (I)(a) | Number of warrants held | As a % total number of the same class | Number of convertible securities held | As a % total number of convertible securities of the same class | | |
| 5 | (I) | (II) | (III) | (IV) | (V) | (VI)=(V)/(III)*100 | (VII) | (VIII) | (IX) | (X) | (XI) |
| 6 | 1 | Pravin A. Kiri | 2501680 | 13.17 | 854396 | 34.15 | 4.50 | 0 | 0 | 0 | 13.17 |
| 7 | 2 | Manish P. Kiri | 1822728 | 9.59 | 871174 | 47.80 | 4.59 | 0 | 0 | 0 | 9.59 |
| 8 | 3 | Aruna. P. Kiri | 461550 | 2.43 | 386790 | 83.80 | 2.04 | 0 | 0 | 0 | 2.43 |
| 9 | 4 | Pravinbhai Kiri (HUF) | 3682 | 0.02 | 3682 | 100.00 | 0.02 | 0 | 0 | 0 | 0.02 |
| 10 | 5 | Anupama M.Kiri | 2270 | 0.01 | 0 | 0.00 | 0.00 | 0 | 0 | 0 | 0.01 |
| 11 | TOTAL | | 4791910 | 25.22 | 2116042 | 44.16 | 11.14 | 0 | 0 | 0 | 25.22 |
| 12 | | | | | | | | | | | |
| 13 | | | | | | | | | | | |
| 14 | (*) The term "encumbrance" has the same meaning as assigned to it in regulation 28(3) of the SAST Regulations, 2011 | | | | | | | | | | |
| 15 | | | | | | | | | | | |
| 16 | | | | | | | | | | | |
| 17 | | | | | | | | | | | |

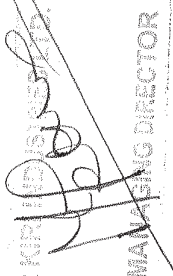
FOR FINANCIAL DIRECTOR LTD.

 MANAGING DIRECTOR

| (I)(c)(i) Statement showing holding of securities (including shares, warrants, convertible securities) of persons belonging to the category "Public" and holding more than 1% of the total number of shares | | | | | | |
|---|--|-----------------------|--|---------------------------------------|--|--|
| Sr. No. | Name of the shareholder | Number of shares held | Shares as a percentage of total number of shares {i.e., Grand Total (A)+(B)+(C) indicated in Statement at para (I)(a) above} | Details of warrants | | Total shares (including underlying shares assuming full conversion of warrants and convertible securities) as a % of diluted share capital |
| | | | | Number of warrants held | As a % total number of warrants of the same class | |
| | | | | Number of convertible securities held | % w.r.t total number of convertible securities of the same class | |
| 1 | GMO Emerging Markets Fund | 1125726 | 5.92 | 0 | 0 | 5.92 |
| 2 | IFCI Limited | 836750 | 4.40 | 0 | 0 | 4.40 |
| 3 | AKG Finvest Ltd | 665000 | 3.50 | 0 | 0 | 3.50 |
| 4 | UNO Metals Ltd | 665000 | 3.50 | 0 | 0 | 3.50 |
| 5 | Kalpesh Kinariwala | 625000 | 3.29 | 0 | 0 | 3.29 |
| 6 | Ajaykumar Mahendrakumar Shah | 442689 | 2.33 | 0 | 0 | 2.33 |
| 7 | Jignesh Hiralal Shah | 427425 | 2.25 | 0 | 0 | 2.25 |
| 8 | General Insurance Corporation of India | 273000 | 1.44 | 0 | 0 | 1.44 |
| 9 | Life Insurance Corporation of India | 196552 | 1.03 | 0 | 0 | 1.03 |
| TOTAL | | 5257142 | 27.67 | 0 | 0 | 27.67 |

FOR KEYING PURPOSES

 MANAGING DIRECTOR


| (1)(c)(ii) Statement showing holding of securities (including shares, warrants, convertible securities) of persons (together with PAC) belonging to the category "Public" and holding more than 5% of the total number of shares of the company | | | | | | | |
|---|---|------------------|--|---------------------|---|--|---------------------------------------|
| Sr. No. | Name(s) of the shareholder(s) and the Persons Acting in Concert (PAC) with them | Number of shares | Shares as a percentage of total number of shares {i.e., Grand Total (A)+(B)+(C) indicated in Statement at para (1)(a) above} | Details of warrants | | Total shares (including underlying shares assuming full conversion of warrants and convertible securities) as a % of diluted share capital | |
| | | | | Number of warrants | As a % total number of warrants of the same class | | Number of convertible securities held |
| 1 | GMO Emerging Markets Fund | 1125726 | 5.92 | 0 | 0 | 0 | 5.92 |
| TOTAL | | 1125726 | 5.92 | 0 | 0 | 0 | 5.92 |

FOR OFFICIAL USE ONLY




MANAGING DIRECTOR

| (I)(d) Statement showing details of locked-in shares | | | |
|--|-------------------------|----------------------------|--|
| Sr. No. | Name of the shareholder | Number of locked-in shares | Locked-in shares as a percentage of total number of shares (i.e., Grand Total (A)+(B)+(C) indicated in Statement at para (I)(a) above) |
| 1 | Anupama M. Kiri | 2270 | 0.01 |
| TOTAL | | 2270 | 0.01 |



 FOR KIRI INDUSTRIES LTD
 MANAGING DIRECTOR

| (II)(a) Statement showing details of Depository Receipts (DRs) | | | |
|--|---|---------------------------|---|
| Sr. No. | Type of outstanding DR (ADRs, GDRs, SDRs, etc.) | Number of outstanding DRs | Number of shares underlying outstanding DRs |
| 1 | NIL | NIL | 0 |
| TOTAL | | 0 | 0 |
| | | | 0.00 |
| | | | 0.00 |

FOR SIGNATURE

 MANAGING DIRECTOR

(II)(b) Statement showing holding of Depository Receipts (DRs), where underlying shares held by "promoter/promoter group" are in excess of 1% of the total number of shares

| Sr. No. | Name of the DR Holder | Type of outstanding DR (ADRs, GDRs, SDRs, etc.) | Number of shares underlying outstanding DRs | Shares underlying outstanding DRs as a percentage of total number of shares {i.e., Grand Total (A)+(B)+(C) indicated in |
|--------------|-----------------------|---|---|---|
| 1 | NIL | NIL | 0 | 0.00 |
| TOTAL | | | | 0.00 |


 FOR KRIPPA INDUSTRIES LTD.
 MANAGING DIRECTOR