



Introductory sub-table (I)(a)			
Name of the Company: KIRI INDUSTRIES LIMITED			
Scrip Code: BSE : 532967 NSE: KIRIINDUS			
Name of the Scrip: KIRI INDUSTRIES LIMITED			
Class of security: EQUITY SHARE of Rs. 10 EACH			
Quarter ended: JUNE 2014			
Partly paid-up shares:-	No. of partly paid-up shares	As a % of total no. of partly paid-up shares	As a % of total no. of shares of the company
Held by promoter/promoter group	0	0	0
Held by public	0	0	0
Total	0	0	0
Outstanding convertible securities:-	No. of outstanding securities	As a % of total no. of outstanding convertible securities	As a % of total no. of shares of the company, assuming full conversion of the convertible securities
Held by promoter/promoter group	0	0	0
Held by public	0	0	0
Total	0	0	0
Warrants:-	No. of warrants	As a % of total no. of warrants	As a % of total no. of shares of the company, assuming full conversion of warrants
Held by promoter/promoter group	0	0	0
Held by public	0	0	0
Total	0	0	0
Total paid-up capital of the company, assuming full conversion of warrants and convertible securities	19000053		


FOR KIRI INDUSTRIES LTD.

 MANAGING DIRECTOR

Statement Showing Shareholding Pattern


Category of Shareholder code	Number of Shareholders	Table (I)(a)			Total shareholding as a percentage of total number of shares		Shares Pledged or otherwise encumbered
		Total number of shares	Number of shares held in dematerialized form	As a percentage of (A+B) ¹	As a percentage of (A+B+C)		
(I)	(III)	(IV)	(V)	(VI)	(VII)	(VIII)	(IX) = (VIII)/(IV)*100
(A) Shareholding of Promoter and Promoter Group²							
1 Indian							
(a) Individuals/ Hindu Undivided Family	5	4893432	4893432	25.75	25.75	2217564	45.32
(b) Central Government/ State Government(s)	0	0	0	0.00	0.00	0	0.00
(c) Bodies Corporate	0	0	0	0.00	0.00	0	0.00
(d) Financial Institutions/ Banks	0	0	0	0.00	0.00	0	0.00
(e) Any Others(Specify)	0	0	0	0.00	0.00	0	0.00
Sub Total(A)(1)	5	4893432	4893432	25.75	25.75	2217564	45.32
2 Foreign							
a Individuals (Non-Residents Individuals/ Foreign Individuals)	0	0	0	0.00	0.00	0	0.00
b Bodies Corporate	0	0	0	0.00	0.00	0	0.00
c Institutions	0	0	0	0.00	0.00	0	0.00
d Qualified Foreign Investor	0	0	0	0.00	0.00	0	0.00
e Any Others(Specify)	0	0	0	0.00	0.00	0	0.00
Sub Total(A)(2)	0	0	0	0.00	0.00	0	0.00
Total Shareholding of Promoter	5	4893432	4893432	25.75	25.75	2217564	45.32
(B) Public shareholding							
1 Institutions							
(a) Mutual Funds/ UTI	0	0	0	0.00	0.00	0	0.00
(b) Financial Institutions / Banks	5	1572766	1572766	8.28	8.28	0	0.00
(c) Central Government/ State Government(s)	0	0	0	0.00	0.00	0	0.00
(d) Venture Capital Funds	0	0	0	0.00	0.00	0	0.00
(e) Insurance Companies	0	0	0	0.00	0.00	0	0.00
(f) Foreign Institutional Investors	7	1484937	1484937	7.82	7.82	0	0.00
(g) Foreign Venture Capital Investors	0	0	0	0.00	0.00	0	0.00
(h) Qualified Foreign Investor	0	0	0	0.00	0.00	0	0.00
(i) Any Other (specify)	0	0	0	0.00	0.00	0	0.00
Sub-Total (B)(1)	12	3057703	3057703	16.09	16.09	0	0.00

FOR KIN INDUSTRIES LTD.

 MANAGING DIRECTOR

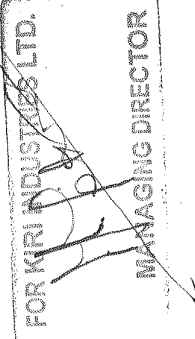
B.2	Non-institutions												
(a)	Bodies Corporate	309	3159827	3159827	16.63	16.63	0	0.00					
(b)	Individuals												
I	Individuals -i. Individual shareholders holding nominal share capital up to Rs 1 lakh	7043	2731404	2731251	14.38	14.38	0	0.00					
II	ii. Individual shareholders holding nominal share capital in excess of Rs. 1 lakh.	87	4329273	4329273	22.79	22.79	0	0.00					
(c)	Qualified Foreign Investor	0	0	0	0.00	0.00	0	0.00					
(d)	Any Other (specify)												
(d-i)	Clearing Members	48	28545	28545	0.15	0.15	0	0.00					
(d-ii)	Foreign Nationals	4	131140	28510	0.69	0.69	0	0.00					
(d-iii)	Hindu Undivided Families	217	435042	435042	2.29	2.29	0	0.00					
(d-iv)	Non Resident Indians	91	233687	233687	1.23	1.23	0	0.00					
	Sub-Total (B)(2)	7799	11048918	10946135	58.15	58.15	0	0.00					
(B)	Total Public Shareholding (B)= (B)(1)+(B)(2)	7811	14106621	14003838	74.25	74.25	0	0.00					
	TOTAL (A)+(B)	7816	19000053	18897270	100.00	100.00	2217564	11.67					
(C)	Shares held by Custodians and against which Depository Receipts have been issued												
1	Promoter and Promoter Group	0	0	0	0.00	0.00	0	0.00					
2	Public	0	0	0	0.00	0.00	0	0.00					
	Sub-Total (C)	0	0	0	0	0	0	0					
	GRAND TOTAL (A)+(B)+(C)	7816	19000053	18897270	100.00	100.00	2217564	11.67					

FOR KRI INDUSTRIES LTD.

 MANAGING DIRECTOR

Sr.No	Notes
1	Total Foreign Shareholding is 364827 Equity Shares being 1.92% of total paid up share capital of the Company.
2	The Company has not issued ADRs/GDRs.
3	
4	
5	
6	
7	
8	
9	

FOR KIRI INDUSTRIES LTD

 MANAGING DIRECTOR

A	B	C	D	E	F	G	H	I	J	K	L
1	(D)(b) Statement showing holding of securities (including shares, warrants, convertible securities) of persons belonging to the category "Promoter and Promoter Group"										
2											
3											
4	Sr.	Name of the shareholder	Details of Shares held	Encumbered shares (*)			Details of warrants		Details of convertible securities		Total shares (including underlying shares assuming full conversion of warrants and convertible securities) as a % of diluted share capital
5	No.		Number of shares held	As a % of grand total (A)+(B)+(C)	No.	As a percentage (V)=(V)/(III)*100	As a % of grand total (A)+(B)+(C) of sub-clause (I)(a)	Number of warrants held	As a % total number of warrants of the same class	Number of convertible securities held	As a % total number of convertible securities of the same class
6	(I)	(II)	(III)	(IV)	(V)	(VI)=(V)/(III)*100	(VII)	(VIII)	(IX)	(X)	(XII)
7	1	Pravin A. Kiri	2501680	13.17	854396	34.15	4.50	0	0	0	13.17
8	2	Manish P. Kiri	1859391	9.79	907837	48.82	4.78	0	0	0	9.79
9	3	Aruna. P. Kiri	526409	2.77	451649	85.80	2.38	0	0	0	2.77
10	4	Pravinbhai Kiri (HUF)	3682	0.02	3682	100.00	0.02	0	0	0	0.02
11	5	Anupama M.Kiri	2270	0.01	0	0.00	0.00	0	0	0	0.01
12	TOTAL		4893432	25.75	2217564	45.32	11.67	0	0	0	25.75
13											
14	(*) The term "encumbrance" has the same meaning as assigned to it in regulation 28(3) of the SAST Regulations, 2011										
15											
16											
17											



FOR KIRI INDUSTRIES LTD.
MANAGING DIRECTOR

(D)(c)(i) Statement showing holding of securities (including shares, warrants, convertible securities) of persons belonging to the category "Public" and holding more than 1% of the total number of shares						
Sr. No.	Name of the shareholder	Number of shares held	Shares as a percentage of total number of shares (i.e., Grand Total (A)+(B)+(C) indicated in Statement at para (I)(a) above)	Details of warrants		Total shares (including underlying shares assuming full conversion of warrants and convertible securities) as a % of diluted share capital
				Number of warrants held	As a % total number of warrants of the same class	
				Details of convertible securities		
				Number of convertible securities held	% w.r.t total number of convertible securities of the same class	
1	GMO Emerging Markets Fund	1111804	5.85	0	0	5.85
2	IFCI Limited	836750	4.40	0	0	4.40
3	AKG Finvest Ltd	665000	3.50	0	0	3.50
4	UNO Metals Ltd	665000	3.50	0	0	3.50
5	Kalpesh Kinariwala	615000	3.24	0	0	3.24
6	Ajaykumar Mahendrakumar Shah	442689	2.33	0	0	2.33
7	Jignesh Hirajal Shah	427425	2.25	0	0	2.25
8	General Insurance Corporation of India	273000	1.44	0	0	1.44
9	Life Insurance Corporation of India	196552	1.03	0	0	1.03
	TOTAL	5233220	27.54	0	0	27.54


FOR KIRI INDUSTRIES LTD.

 MANAGING DIRECTOR


(I)(c)(ii) Statement showing holding of securities (including shares, warrants, convertible securities) of persons (together with PAC) belonging to the category "Public" and holding more than 5% of the total number of shares of the company						
Sr. No.	Name(s) of the shareholder(s) and the Persons Acting in Concert (PAC) with them	Number of shares	Shares as a percentage of total number of shares (i.e., Grand Total (A)+(B)+(C) indicated in Statement at para (I)(a) above)	Details of warrants		Total shares (including underlying shares assuming full conversion of warrants and convertible securities) as a % of diluted share capital
				Number of warrants	As a % total number of warrants of the same class	
1	GMO Emerging Markets Fund	1111804	5.85	0	0	5.85
TOTAL		1111804	5.85	0	0	5.85

FOR KIRI INDUSTRIES LTD.

 MANAGING DIRECTOR

(I)(d) Statement showing details of locked-in shares			
Sr. No.	Name of the shareholder	Number of locked-in shares	Locked-in shares as a percentage of total number of shares {i.e., Grand Total (A)+(B)+(C) indicated in Statement at para (I)(a) above}
1	NIL	0	0.00
TOTAL		0	0.00



 FOR KIRIN INDUSTRIES LTD.
 MANAGING DIRECTOR

(II)(a) Statement showing details of Depository Receipts (DRs)			
Sr. No.	Type of outstanding DR (ADRs, GDRs, SDRs, etc.)	Number of outstanding DRs	Number of shares underlying outstanding DRs
1	NIL	NIL	0
	TOTAL	0	0
			0.00
			0.00

FOR KIRI INDUSTRIES LTD.

 MANAGING DIRECTOR

(11)(b) Statement showing holding of Depository Receipts (DRs), where underlying shares held by "promoter/promoter group" are in excess of 1% of the total number of shares

Sr. No.	Name of the DR Holder	Type of outstanding DR (ADRs, GDRs, SDRs, etc.)	Number of shares underlying outstanding DRs	Shares underlying outstanding DRs as a percentage of total number of shares (i.e., Grand Total (A)+(B)+(C) indicated in
1	NIL	NIL	0	0.00
TOTAL			0	0.00


 FOR KIRI INDUSTRIAL LTD.
 MANAGING DIRECTOR