


Introductory sub-table (I)(a)			
Name of the Company: KIRI INDUSTRIES LIMITED			
Scrip Code: BSE : 532967 NSE: KIRINDUS			
Name of the Scrip: KIRI INDUSTRIES LIMITED			
Class of security: EQUITY SHARE of Rs. 10 EACH			
Quarter ended: DECEMBER 2014			
Quarter ended: DECEMBER 2014			
Partly paid-up shares:-	No. of partly paid-up shares	As a % of total no. of partly paid-up shares	As a % of total no. of shares of the company
Held by promoter/promoter group	0	0	0
Held by public	0	0	0
Total	0	0	0
Outstanding convertible securities:-	No. of outstanding securities	As a % of total no. of outstanding convertible securities	As a % of total no. of shares of the company, assuming full conversion of the convertible securities
Held by promoter/promoter group	0	0	0
Held by public	0	0	0
Total	0	0	0
Warrants:-	No. of warrants	As a % of total no. of warrants	As a % of total no. of shares of the company, assuming full conversion of warrants
Held by promoter/promoter group	3750000	0	14.16
Held by public	0	0	0
Total	3750000	0	14.16
Total paid-up capital of the company, assuming full conversion of warrants and convertible securities	26475126		

FOR SIGNATURE AND SEAL

 MANAGING DIRECTOR

Statement Showing Shareholding Pattern

Category of Shareholder	Number of Shareholders	Total number of shares	Table (I)(a)			Shares Pledged or otherwise encumbered
			Number of shares held in dematerialized form	As a percentage of (A+B) ¹	As a percentage of (A+B+C)	
	(III)	(IV)	(V)	(VI)	(VII)	(VIII)
	(II)			(IX) = (VIII)/(IV)*100		
(A) Shareholding of Promoter and Promoter Group²						
1 Indian						
(a) Individuals/ Hindu Undivided Family	5	6740878	6740878	29.66	29.66	2006968
(b) Central Government/ State Government(s)	0	0	0	0.00	0.00	0
(c) Bodies Corporate	0	0	0	0.00	0.00	0
(d) Financial Institutions/ Banks	0	0	0	0.00	0.00	0
(e) Any Others(Specify)	0	0	0	0.00	0.00	0
Sub Total(A)(1)	5	6740878	6740878	29.66	29.66	2006968
2 Foreign						
a Individuals (Non-Residents Individuals/ Foreign Individuals)	0	0	0	0.00	0.00	0
b Bodies Corporate	0	0	0	0.00	0.00	0
c Institutions	0	0	0	0.00	0.00	0
d Qualified Foreign Investor	0	0	0	0.00	0.00	0
e Any Others(Specify)	0	0	0	0.00	0.00	0
Sub Total(A)(2)	0	0	0	0.00	0.00	0
Total Shareholding of Promoter	5	6740878	6740878	29.66	29.66	2006968
(B) Public shareholding						
1 Institutions						
(a) Mutual Funds/ UTI	0	0	0	0.00	0.00	0
(b) Financial Institutions / Banks	5	1572766	1572766	6.92	6.92	0
(c) Central Government/ State Government(s)	0	0	0	0.00	0.00	0
(d) Venture Capital Funds	0	0	0	0.00	0.00	0
(e) Insurance Companies	0	0	0	0.00	0.00	0
(f) Foreign Institutional Investors	6	2962991	2962991	13.04	13.04	0
(g) Foreign Venture Capital Investors	0	0	0	0.00	0.00	0
(h) Qualified Foreign Investor	0	0	0	0.00	0.00	0
(i) Any Other (specify)	0	0	0	0.00	0.00	0
Sub-Total (B)(1)	11	4535757	4535757	19.96	19.96	0


 FOR NRI INVESTORS
 MCA 210


B 2	Non-institutions																							
(a)	Bodies Corporate																							
(b)	Individuals	323	2856565	2856565	2856565	12.57	12.57																	
I	Individuals -i. Individual shareholders holding nominal share capital up to Rs 1 lakh	7181	3168174	3168021	3168021	13.94	13.94																	
II	ii. Individual shareholders holding nominal share capital in excess of Rs. 1 lakh.	93	4324092	4324092	4324092	19.03	19.03																	
(c)	Qualified Foreign Investor	0	0	0	0	0.00	0.00																	
(d)	Any Other (specify)																							
(d-i)	Clearing Members	37	38229	38229	38229	0.17	0.17																	
(d-ii)	Foreign Nationals	4	131140	28510	28510	0.58	0.58																	
(d-iii)	Hindu Undivided Families	223	403953	403953	403953	1.78	1.78																	
(d-iv)	Non Resident Indians	93	526338	526338	526338	2.32	2.32																	
(B)	Sub-Total (B)(2)	7954	11448491	11345708	11345708	50.38	50.38																	
(B)	Total Public Shareholding (B) = (B)(1)+(B)(2)	7965	15984248	15881465	15881465	70.34	70.34																	
	TOTAL (A)+(B)	7970	22725126	22622343	22622343	100.00	100.00																	8.83
(C)	Shares held by Custodians and against which Depository Receipts have been issued																							
1	Promoter and Promoter Group	0	0	0	0	0.00	0.00																	0.00
2	Public	0	0	0	0	0.00	0.00																	0
	Sub-Total (C)	0	0	0	0	0	0																	0
	GRAND TOTAL (A)+(B)+(C)	7970	22725126	22622343	22622343	100.00	100.00																	8.83

(Signature)

MANAGER/DIRECTOR


Sr.No	Notes
1	Total Foreign Shareholding is 657478 Equity Shares being 2.89% of total paid up share capital of the Company.
2	The Company has not issued ADRs/GDRs.
3	The Company has issued and allotted 19,48,968 Equity Shares to Mrs. Anupama Kiri, Promoter Group and 300,979 Equity Shares to Mrs. Kamini Bakshi, Other than Promoter Group at price of Rs. 136/- per Equity Share through Preferential Issue as per SEBI (ICDR) Guidelines, 2009.
4	The Company has also allotted 14,75,126 Equity Shares to LTS Investment Fund Limited due to conversion of Foreign Currency Convertible Bonds into Equity Shares at price of Rs. 12.03/- per Equity Share.

FOR SIGNATURE



MANAGING DIRECTOR

A	B	C	D	E	F	G	H	I	J	K	L	
1	(1)(b) Statement showing holding of securities (including shares, warrants, convertible securities) of persons belonging to the category "Promoter and Promoter Group"											
2												
3												
4	Sr.	Name of the shareholder	Details of Shares held		Encumbered shares (*)			Details of warrants		Details of convertible securities		Total shares (including underlying full conversion of warrants and convertible securities) as a % of diluted share capital
			Number of shares held	As a % of grand total (A)+(B)+(C)	No.	As a percentage	As a % of grand total (A)+(B)+(C) of sub-clause (1)(a)	Number of warrants held	As a % total number of warrants of the same class	Number of convertible securities held	As a % total number of convertible securities of the same class	
	(i)	(ii)	(iii)	(iv)	(v)	(vi)=(v)/(iii)*100	(vii)	(viii)	(ix)	(x)	(xi)	(xii)
7	1	Pravin A. Kiri	2501680	11.01	854396	34.15	3.76	0	0	0	0	9.45
8	2	Manish P. Kiri	1822728	8.02	762100	41.81	3.35	0	0	0	0	6.88
9	3	Aruna. P. Kiri	461550	2.03	386790	83.80	1.70	0	0	0	0	1.74
10	4	Pravinbhai Kiri (HUF)	3682	0.02	3682	100.00	0.02	0	0	0	0	0.01
11	5	Anupama M.Kiri	1951238	8.59	0	0.00	0.00	3750000	100	0	0	21.53
12	TOTAL		6740878	29.66	2006968	29.77	8.83	3750000	100	0	0	39.63
13												
14	(*) The term "encumbrance" has the same meaning as assigned to it in regulation 28(3) of the SAST Regulations, 2011											
15												
16												
17												
18												
19												
20												


FOR FURTHER INFORMATION CONTACT

MANAGING DIRECTOR

(D)(c)(i) Statement showing holding of securities (including shares, warrants, convertible securities) of persons belonging to the category "Public" and holding more than 1% of the total number of shares

Sr. No.	Name of the shareholder	Number of shares held	Shares as a percentage of total number of shares {i.e., Grand Total (A)+(B)+(C) indicated in Statement at para (D)(a) above}	Details of warrants		Details of convertible securities		Total shares (including underlying shares assuming full conversion of warrants and convertible securities) as a % of diluted share capital
				Number of warrants held	As a % total number of warrants of the same class	Number of convertible securities held	% w.r.t total number of convertible securities of the same class	
1	LTS Investment Funds Limited	1475126	6.49	0	0	0	0	5.57
2	GMO Emerging Markets Fund	1245264	5.48	0	0	0	0	4.70
3	IFCI Limited	836750	3.68	0	0	0	0	3.16
4	AKG Finvest Ltd	665000	2.93	0	0	0	0	2.51
5	UNO Metals Ltd	665000	2.93	0	0	0	0	2.51
6	Kalpesh Kinarwala	625000	2.75	0	0	0	0	2.36
7	Manan Ajaybhai Shah	456151	2.01	0	0	0	0	1.72
8	Kamini Bakshi	300979	1.32	0	0	0	0	1.14
9	Jignesh Hiralal Shah	290000	1.28	0	0	0	0	1.10
10	General Insurance Corporation of India	273000	1.20	0	0	0	0	1.03
	TOTAL	6832270	30.06	0	0	0	0	25.81

[Signature]
MANAGING DIRECTOR

(D)(c)(ii) Statement showing holding of securities (including shares, warrants, convertible securities) of persons (together with PAC) belonging to the category "Public" and holding more than 5% of the total number of shares of the company							
Sr. No.	Name(s) of the shareholder(s) and the Persons Acting in Concert (PAC) with them	Number of shares	Shares as a percentage of total number of shares (i.e., Grand Total (A)+(B)+(C) indicated in Statement at para (I)(a) above}	Details of warrants		Total shares (including underlying shares assuming full conversion of warrants and convertible securities) as a % of diluted share capital	
				Number of warrants	As a % total number of warrants of the same class		Number of convertible securities held
1	LTS Investment Funds Limited	1475126	6.49	0	0	0	5.57
2	GMO Emerging Markets Fund	1245264	5.48	0	0	0	4.70
TOTAL		2720390	11.97	0	0	0	10.28


 FOR AND ON BEHALF OF
 MANAGING DIRECTOR

Statement showing details of locked-in shares			
(D)(d)	Name of the shareholder	Number of locked-in shares	Locked-in shares as a percentage of total number of shares (i.e., Grand Total (A)+(B)+(C) indicated in Statement at para (D)(a) above}
1	Anupama M. Kiri	1951238	8.59
2	Kamini Bakshi	300979	1.32
	TOTAL	2252217	11.85

FOR KIRI...


 MANAGING DIRECTOR

(II)(a) Statement showing details of Depository Receipts (DRs)				
Sr. No.	Type of outstanding DR (ADRs, GDRs, SDRs, etc.)	Number of outstanding DRs	Number of shares underlying outstanding DRs	Shares underlying outstanding DRs as a percentage of total number of shares {i.e., Grand Total (A)+(B)+(C) indicated in Statement at para (I)(a) above}
1	NIL	NIL	0	0.00
	TOTAL	0	0	0.00

[Signature]
MANAGING DIRECTOR

(II)(b) Statement showing holding of Depository Receipts (DRs), where underlying shares held by "promoter/promoter group" are in excess of 1% of the total number of shares

Sr. No.	Name of the DR Holder	Type of outstanding DR (ADRs, GDRs, SDRs, etc.)	Number of shares underlying outstanding DRs	Shares underlying outstanding DRs as a percentage of total number of shares {i.e., Grand Total (A)+(B)+(C) indicated in
1	NIL	NIL	0	0.00
TOTAL			0	0.00


 MANAGING DIRECTOR