


Introductory sub-table (I)(a)

Name of the Company: Kilburn Engineering Limited		Cin No.: L24232WB1987PLC042956	
Scrip Code, Name of the scrip, class of security: Equity Shares : Scrip Code BSE-522101 / CSE 21022		(933) 33312337	
Quarter ended: 30 th June, 2014			
Partly paid-up shares:-			
	No. of partly paid-up shares	As a % of total no. of partly paid-up shares	As a % of total no. of shares of the company
Held by promoter/promoter group	Nil	Nil	Nil
Held by public	Nil	Nil	Nil
Total	Nil	Nil	Nil
Outstanding convertible securities:-			
	No. of outstanding securities	As a % of total no. of outstanding convertible securities	As a % of total no. of shares of the company, assuming full conversion of the convertible securities
Held by promoter/promoter group	Nil	Nil	Nil
Held by public	Nil	Nil	Nil
Total	Nil	Nil	Nil
Warrants:-			
	No. of warrants	As a % of total no. of warrants	As a % of total no. of shares of the company, assuming full conversion of warrants
Held by promoter/promoter group	Nil	Nil	Nil
Held by public	Nil	Nil	Nil
Total	Nil	Nil	Nil
Total paid-up capital of the company, assuming full conversion of warrants and convertible securities		13255768 Shares of Rs.10/- each	



Statement Showing Shareholding Pattern – 30th June, 2014


Category code	Category of Shareholder	Number of Shareholders	Table (I)(a)		Total shareholding as a percentage of total number of shares		Shares Pledged or otherwise encumbered	
			Total number of shares	No. of shares held in demat form	As a % of(A+B) ¹	As a % (A+B+C)	Number of shares	As a percentage
			(IV)	(V)	(VI)	(VII)	(VIII)	(IX) = (VIII) / (IV)*100
(I)	(II)	(III)	(IV)	(V)	(VI)	(VII)	(VIII)	(IX) = (VIII) / (IV)*100
(A)	Shareholding of Promoter and Promoter Group							
1	Indian							
(a)	Individuals/ Hindu Undivided Family	2	16601	16600	0.13	0.13	0	0.00
(b)	Central Government/ State Government(s)	0	0	0	0.00	0.00	0	0.00
(c)	Bodies Corporate	4	7550537	7550537	56.96	56.96	0	0.00
(d)	Financial Institutions/ Banks	0	0	0	0.00	0.00	0	0.00
(e)	Any Others(Specify)	0	0	0	0.00	0.00	0	0.00
	Sub Total(A)(1)	6	7567138	7567137	57.09	57.09	0	0.00
2	Foreign							
a	Individuals (Non-Residents Individuals/Foreign Individuals)	0	0	0	0.00	0.00	0	0.00
b	Bodies Corporate	0	0	0	0.00	0.00	0	0.00
c	Institutions	0	0	0	0.00	0.00	0	0.00
d	Qualified Foreign Investor	0	0	0	0.00	0.00	0	0.00
e	Any Others(Specify)	0	0	0	0.00	0.00	0	0.00
	Sub Total(A)(2)	0	0	0	0.00	0.00	0	0.00
	Total Shareholding of Promoter and Promoter Group (A)= (A)(1)+(A)(2)	6	7567138	7567137	57.09	57.09	0	0.00
(B)	Public shareholding							
1	Institutions							
(a)	Mutual Funds/ UTI	2	900	0	0.01	0.01	0	0.00
(b)	Financial Institutions / Banks	3	1800	1100	0.01	0.01	0	0.00
(c)	Central Government/ State Government(s)	0	0	0	0.00	0.00	0	0.00
(d)	Venture Capital Funds	0	0	0	0.00	0.00	0	0.00
(e)	Insurance Companies	0	0	0	0.00	0.00	0	0.00
(f)	Foreign Institutional Investors	0	0	0	0.00	0.00	0	0.00
(g)	Foreign Venture Capital Investors	0	0	0	0.00	0.00	0	0.00
(h)	Any Other (specify)	0	0	0	0.00	0.00	0	0.00
	Sub-Total (B)(1)	5	2700	1100	0.02	0.02	0	0.00
B 2	Non-institutions							
(a)	Bodies Corporate	168	654450	650450	4.94	4.94	0	0.00
(b)	Individuals							
I	Individuals -i. Individual shareholders holding nominal share capital up to Rs 1 lakh	9084	3310625	2859195	24.98	24.98	0	0.00
II	ii. Individual shareholders holding nominal share capital in excess of Rs. 1 lakh.	44	1649605	1649605	12.44	12.44	0	0.00
(c)	Qualified Foreign Investor	0	0	0	0.00	0.00	0	0.00
(d)	Any Other (specify)							
(d-i)	Clearing Member	17	9880	9880	0.07	0.07	0	0.00
(d-ii)	Non Resident Individual	72	61370	60870	0.46	0.46	0	0.00
	Sub-Total (B)(2)	9385	5685930	5230000	42.89	42.89	0	0.00
(B)	Total Public Shareholding (B)= (B)(1)+(B)(2)	9390	5688630	5231100	42.91	42.91	0	0.00
	TOTAL (A)+(B)	9397	13255768	12798237	100.00	100.00	0	0.00
(C)	Shares held by Custodians and against which Depository Receipts have been issued							0
1	Promoter and Promoter Group	0	0	0	0	0.00	0	0.00
2	Public	0	0	0	0	0.00	0	0
	Sub-Total (C)	0	0	0	0	0	0	0
	GRAND TOTAL (A)+(B)+(C)	9396	13255768	12798237	100.00	100.00	0	0.00



(l)(b) Statement showing holding of securities (including shares, warrants, convertible securities) of persons belonging to the category "Promoter and Promoter group " for the quarter ended 30th June, 2014

Sr. No.	Name of the shareholder	Details of Shares held		Encumbered shares (*)		Details of warrants		Details of convertible securities		Total shares (including underlying shares assuming full conversion of warrants and convertible securities) as a % of diluted share capital	
		Number of shares held	As a % of grand total (A)+(B)+(C)	No.	As a percentage (V)/(VI)*100	As a % of grand total (A)+(B)+(C) of sub-clause (i)(a)	Number of warrants held	As a % total number of warrants of the same class	Number of convertible securities held		As a % total number of convertible securities of the same class
(i)	(ii)	(iii)	(iv)	(v)	(vi)=(v)/(iii)*100	(vii)	(viii)	(ix)	(x)	(xi)	(xii)
<i>Individuals</i>											
1	B M KHAITAN	15400	0.1162	Nil	Nil	Nil	Nil	Nil	Nil	Nil	0.1162
2	DEEPAK KHAITAN	1201	0.0091	Nil	Nil	Nil	Nil	Nil	Nil	Nil	0.0091
<i>Bodies Corporate</i>											
1	WILLIAMSON MAGOR & CO LTD.	4319043	32.58	Nil	Nil	Nil	Nil	Nil	Nil	Nil	32.58
2	BISHNAUTH INVESTMENTS LTD.	1454200	10.97	Nil	Nil	Nil	Nil	Nil	Nil	Nil	10.97
3	UNITED MACHINE CO. LTD.	929126	7.01	Nil	Nil	Nil	Nil	Nil	Nil	Nil	7.01
4	MCLEOD RUSSEL INDIA LTD.	848168	6.40	Nil	Nil	Nil	Nil	Nil	Nil	Nil	6.40
TOTAL		7567138	57.09	0	0.00	0.00	0	0	0	0	57.09

(*) The term "encumbrance" has the same meaning as assigned to it in regulation 28(3) of the SAST Regulations, 2011




(i)(c)(i) Statement showing holding of securities (including shares, warrants, convertible securities) of persons belonging to the category "Public" and holding more than 1% of the total number of shares as on 30-06-2014.

Sr. No.	Name of the shareholder	Number of shares held	Shares as a percentage of total number of shares {i.e., Grand Total (A)+(B)+(C) indicated in Statement at para (i)(a) above}	Details of warrants		Details of convertible securities		Total shares (including underlying shares assuming full conversion of warrants and convertible securities) as a % of diluted share capital
				Number of warrants held	As a % total number of warrants of the same class	Number of convertible securities held	% w.r.t total number of convertible securities of the same class	
1	BHAGIRATH PASARI	224100	1.69	0	0	0	0	1.69
TOTAL		224100	1.69	0	0	0	0	1.69

(i)(c)(ii) Statement showing holding of securities (including shares, warrants, convertible securities) of persons (together with PAC) belonging to the category "Public" and holding more than 5% of the total number of shares of the company as on 31-03-2014

Sr. No.	Name(s) of the shareholder(s) and the Persons Acting in Concert (PAC) with them	Number of shares	Shares as a percentage of total number of shares {i.e., Grand Total (A)+(B)+(C) indicated in Statement at para (i)(a) above}	Details of warrants		Details of convertible securities		Total shares (including underlying shares assuming full conversion of warrants and convertible securities) as a % of diluted share capital
				Number of warrants	As a % total number of warrants of the same class	Number of convertible securities held	% w.r.t total number of convertible securities of the same class	
1	N.A.		0.00	0	0	0	0	0
2			0.00	0	0	0	0	0
TOTAL		0	0.00	0	0	0	0	0



(D)(d) Statement showing details of locked-in shares

Sr. No.	Name of the shareholder	Number of locked-in shares	Locked-in shares as a percentage of total number of shares {i.e., Grand Total (A)+(B)+(C) indicated in Statement at para (D)(a) above}
1	Nil	Nil	Nil
TOTAL		0	0.00

(D)(a) Statement showing details of Depository Receipts (DRs)

Sr. No.	Type of outstanding DR (ADRs, GDRs, SDRs, etc.)	Number of outstanding DRs	Number of shares underlying outstanding DRs
1	Nil	Nil	Nil
TOTAL		Nil	Nil

(D)(b) Statement showing holding of Depository Receipts (DRs), where underlying shares held by "promoter/promoter group" are in excess of 1% of the total number of shares

Sr. No.	Name of the DR Holder	Type of outstanding DR (ADRs, GDRs,	Number of shares underlying outstanding DRs
1	Nil	Nil	Nil

