


(1) (a) Statement showing Shareholding Pattern

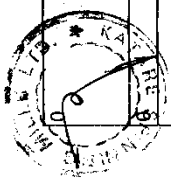
Name of the Company: KATARE SPINNING MILLS LTD		BSE Scrip Code - 502933 . NSE - NA :		: Equity	
Scrip Code, Name of the scrip, class of security:					
Quarter ended: 31st March, 2014					
Partly paid-up shares:-		No. of partly paid-up shares	As a % of total no. of partly paid-up shares	As a % of total no. of shares of the company	
Held by Promoter / Promoter Group		0	0.0000	0.0000	
Held by public		0	0.0000	0.0000	
Total		0	0.0000	0.0000	
Outstanding convertible securities:-		No. of outstanding securities	As a % of total No. of outstanding convertible securities	As a % of total no. of shares of the company, assuming full conversion of the convertible securities	
Held by Promoter / Promoter Group		0	0.0000	0.0000	
Held by public		0	0.0000	0.0000	
Total		0	0.0000	0.0000	
Warrants:-		No. of warrants	As a % of total no. of warrants	As a % of total no. of shares of the company, assuming full conversion of warrants	
Held by Promoter / Promoter Group		0	0.0000	0.0000	
Held by public		0	0.0000	0.0000	
Total		0	0.0000	0.0000	
Total paid-up capital of the company assuming full conversion of warrants and convertible securities					
2850000					



Katara Spinning Mills Limited

Category code Category of Shareholder Number of Shareholders Total number of Shares Number of Shares held in dematerialized form Total Shareholding as a percentage of total number of shares Shares pledged/otherwise encumbered

(i)	(ii)	(iii)	(iv)	(v)	As a percentage of (A+B) (vi)	As a percentage of (A+B+C) (vii)	Number of shares (viii)	As a percentage (ix) = (viii)/(iv)*100
(A)	PROMOTER AND PROMOTER GROUP							
(1)	INDIAN							
	INDIVIDUALS / HINDU UNDIVIDED FAMILY	7	1595068	328756	55.8615	55.8615	0	0
	CENTRAL GOVERNMENT / STATE GOVERNMENT(S)	0	0	0	0	0	0	0
	BODIES CORPORATE	0	0	0	0	0	0	0
	FINANCIAL INSTITUTIONS / BANKS	0	0	0	0	0	0	0
	ANY OTHER (SPECIFY)	15	162180	38146	5.6798	5.6798	0	0
	Sub Total	22	1757248	366902	61.5413	61.5114	0	0
(2)	FOREIGN							
	INDIVIDUALS (NON-RESIDENT INDIVIDUALS / FOREIGN INDIVIDUALS)	0	0	0	0	0	0	0
	BODIES CORPORATE	0	0	0	0	0	0	0
	INSTITUTIONS	0	0	0	0	0	0	0
	QUALIFIED FORE. INVESTOR-CORPORATE	0	0	0	0	0	0	0
	QUALIFIED FORE. INVESTOR-IND	0	0	0	0	0	0	0
	ANY OTHER (SPECIFY)	0	0	0	0	0	0	0
	Sub Total	0	0	0	0	0	0	0
	Total (A)	22	1757248	366902	61.5413	61.5114	0	0
(B)	PUBLIC SHAREHOLDING							
(1)	INSTITUTIONS							
	MUTUAL FUNDS / UTI	0	0	0	0	0	0	0
	FINANCIAL INSTITUTIONS / BANKS	3	4400	0	0.154	0.154	0	0
	CENTRAL GOVERNMENT / STATE GOVERNMENT(S)	0	0	0	0	0	0	0
	VENTURE CAPITAL FUNDS	0	0	0	0	0	0	0
	INSURANCE COMPANIES	0	0	0	0	0	0	0
	FOREIGN INSTITUTIONAL INVESTORS	0	0	0	0	0	0	0
	FOREIGN VENTURE CAPITAL INVESTORS	0	0	0	0	0	0	0
	QUALIFIED FORE. INVESTOR-CORPORATE	0	0	0	0	0	0	0
	QUALIFIED FORE. INVESTOR-IND	0	0	0	0	0	0	0
	Sub Total	3	4400	0	0.154	0.154	0	0
(2)	NON-INSTITUTIONS							
	BODIES CORPORATE	39	106602	97037	3.7333	3.7333	0	0
	INDIVIDUAL SHAREHOLDERS HLD'NG NOMINAL SHARE CAPITAL UPTO F...	1727	67329	349754	0.0108	20.0108		



INDIVIDUAL SHAREHOLDERS HOLDING NOMINAL SHARE CAPITAL IN EXCESS OF ₹. 1 LAKH	10	412778	412778	14.456	14.456	0	0
QUALIFIED FORE. INVESTOR-CORPORATE	0	0	0	0	0	0	0
QUALIFIED FORE. INVESTOR-IND	0	0	0	0	0	0	0
CLEARING MEMBER	0	0	0	0	0	0	0
MARKET MAKER	7	2447	2447	0.0857	0.0857	0	0
OFFICE BEARERS	0	0	0	0	0	0	0
FOREIGN NATIONALS	0	0	0	0	0	0	0
NON RESIDENT INDIANS (REPAT)	0	0	0	0	0	0	0
NON RESIDENT INDIANS (NON REPAT)	4	536	536	0.0188	0.0188	0	0
FOREIGN COMPANIES	0	0	0	0	0	0	0
DIRECTORS / RELATIVES	0	0	0	0	0	0	0
Sub Total	1786	1088352	862552	38.3046	38.3046	0	0
Total (B)	1789	1092752	862552	38.457	38.4587	0	0
Total (A)+(B)	1811	2850000	1229454	100	100	0	0
SHARES HELD BY CUSTODIANS AND AGAINST WHICH DEPOSITORY RECEIPTS HAVE BEEN ISSUED							
SHARES HELD BY CUSTODIANS	0	0	0	0	0	0	0
Sub Total	0	0	0	0	0	0	0
Total (C)	0	0	0	0	0	0	0
Total (A)+(B)+(C)	1811	2850000	1229454	100	100	0	0

GENERATED ON : 03/04/2014

NSDL : 31/03/2014

CDSL : 31/03/2014



Katara Spinning Mills Limited

(I)(C)(I) STATEMENT SHOWING HOLDING OF SECURITIES (INCLUDING SHARES, WARRANTS, CONVERTIBLE SECURITIES) OF PERSONS BELONGING TO THE CATEGORY

"PUBLIC AND HOLDING MORE THAN 1% OF THE TOTAL NUMBER OF SHARES

SR. NO.	NAME(S) OF THE SHAREHOLDER	NUMBER OF SHARES HELD	SHARES AS A PERCENTAGE OF TOTAL NUMBER OF SHARES (i.e. GRAND TOTAL (A)+(B)+(C) INDICATED IN STATEMENT AT PARA (I)(a) ABOVE }	PAN	NUMBER OF WARRANTS HELD	AS A % TOTAL NUMBER OF WARRANTS OF THE SAME CLASS	NUMBER OF CONVERTIBLE SECURITIES HELD	% W. R. T TOTAL NUMBER OF CONVERTIBLE SECURITIES OF THE SAME CLASS	TOTAL SHARES (INCLUDING UNDERLYING SHARES ASSUMING FULL CONVERSION OF WARRANTS AND CONVERTIBLE SECURITIES) AS A % OF DILUTED SHARE CAPITAL
1	BALRAM BHARWANI	90011	3.1583						
2	JHAVERI SECURITIES LIMITED	62282	2.1853						
3	PREETI KRISHNAGOPAL CHANDAK	76429	2.6817						
4	HINA KIRTI DOSHI	50000	1.7544						
5	KRISHNAGOPAL MOTILAL CHANDAK	49495	1.7367						
6	VSL SECURITIES PRIVATE LIMITED	48831	1.7134						
7	KAMAL MARKETING PRIVATE LIMITED	31348	1.0999						
	Total :	408396	14.3297						

GENERATED ON : 03/04/2014

NSDL : 31/03/2014

CDSL : 31/03/2014




Katara Spinning Mills Limited
Promoter's Annexure List

Sr. No.	NAME OF THE SHAREHOLDER	NO.OF SHARES	Address1	Address2	Address3	Pincode	Folio No.
1	GEETA ANILKUMAR KAPATKAR	200					
2	SUNITA PRASHANT ACHALKAR	200					
3	VANITA TULSHIDAS KATARE	200					
4	NANDA TULSHIDAS KATARE	200					
5	TULSIDAS TIPPANNA KATARE	329204					
6	VIJAY TIPPANNA KATARE	293489					
7	SUBHASH TIPPANNA KATARE	326205					
8	SHAKUNTALA TULSIDAS KATARE	50527					
9	UMAVATI VIJAY KATARE	55107					
10	KISHORE TIPPANNA KATARE	324667					
11	TIPPANNA TULSIRAM KATARE	286236					
12	SUSHAMA SUBHASH KATARE	8000					
13	AMBUTAI ABHAYKUMAR TELKAR	2600					
14	JAISHREE VENKATESH MAHINDRAKAR	1700					
15	CHAYA UMAKANT MAHINDRAKAR	1700					
16	MAHINDRAKAR UMAKANT MAHADEV	7478					
17	KATARE SACHIN SUBHASH	3150					
18	KATARE SUBHASH TIPPANNA	9800					
19	VIDYAVATI KISHORE KATARE	10300					
20	KATARE KIRTI KISHORE	8418					
21	KATARE KRITIKA KISHORE	8800					
22	KISHORE TIPPANNA KATARE	25467					
		1757248					


GENERATED ON : 03/04/2014 NSDL : 31/03/2014 CDSC : 31/03/2014

Katara Spinning Mills Limited
LIST OF TOP 100 SHAREHOLDERS

SRL	FOLIO NO	SHAREHOLDERS NAME	SHARES	%
1	P00001	TULSIDAS TIPPANNA KATARE	329204	11.551
2	P00003	SUBHASH TIPPANNA KATARE	326205	11.4458
3	P00006	KISHORE TIPPANNA KATARE	324667	11.3918
4	IN30287120266196	VIJAY TIPPANNA KATARE	293489	10.2979
5	P00008	TIPPANNA TULSIRAM KATARE	286236	10.0434
6	IN30112715427608	BALRAM BHARWANI	90011	3.1583
7	1302190000045270	PREETI KRISHNAGOPAL CHANDAK	76429	2.6817
8	IN30199110766573	JITENDRA B. JHAVERI	62282	2.1853
9	P00005	UMAVATI VIJAY KATARE	55787	1.9574
10	P00004	SHAKUNTALA TULSIDAS KATARE	53447	1.8753
11	1203730000000110	HINA KIRTI DOSHI	50000	1.7544
12	1205350000132190	KRISHNAGOPAL MOTILAL CHANDAK	49495	1.7367
13	1201060001602760	VSL SECURITIES PRIVATE LIMITED	48831	1.7134
14	1203500000953810	KAMAL MARKETING PRIVATE LIMITED	31348	1.0999
15	IN30154937912479	RAHUL KATHADE	28422	0.9973
16	1203500000953890	KISHORE TIPPANNA KATARE	25467	0.8936
17	12010900004488960	MOHAN RAMKRISHNA CHAVADEKAR	22156	0.7774
18	1202350000263060	CHANDRAKANT PANDURANG GATTANI.	12789	0.4487
19	IN30018310989444	ANJANA SINHA	10818	0.3796
20	IN30096710380485	BAGARIA HARIPRASAD	10376	0.3641
21	IN30287120266593	VIDYAVATI KISHORE KATARE	10300	0.3509
22	1302340000271160	ASHOK KUMAR JAIN	10000	0.3509
23	IN30287120266461	KATARE SUBHASH TIPPANNA	9800	0.3439
24	1302190000017870	SANTOSH MANSUKLAL PIPADA	9700	0.3404
25	IN30287120307299	KATARE KRITIKA KISHORE	8800	0.3088
26	IN30287120270485	KATARE KIRTI KISHORE	8418	0.2954
27	P00011	SUSHAMA SUBHASH KATARE	8000	0.2807
28	IN30018310989452	MONOTOSH SINHA	7700	0.2702
29	IN30075711416595	MAHINDRAKAR UMAKANT MAHADEV	7478	0.2624
30	IN30087010106036	BAGARIA HARIPRASAD	7350	0.2579
31	IN30021412520343	RAKESH VIJAYKUMAR KATARE	6700	0.2351
32	IN30305210788796	NETWORTH STOCK BROKING LIMITED	6347	0.2227
33	12010900000714260	SUNANDA SHASHIKANTH HIREMATH	6099	0.2114



34	1205600000031410	CHHAYA DINESH RATHOD	5979	0.2098
35	1302190000012000	SANJAY SURESH KHEDKAR	5245	0.184
36	002613	PRAMOD MULTIKRI	5100	0.1789
37	1201090001933600	SHASHIKANT MADIWALAYYA HIREMATH	5050	0.1772
38	1N30022210038856	NARAIN PRASAD DALMA	5000	0.1754
39	1N30051310195485	JIGNESH J SHAH	5000	0.1754
40	1N30267932156362	SHARDA PRAVIN MUSALE	5000	0.1754
41	1N30122510014765	MUKESH MEHTA	4800	0.1684
42	000651	SANJAI S. BASUTKAR	4504	0.158
43	1N30162910000089	SUDHA COMMERCIAL COMPANY LIMITED	4500	0.1579
44	1201320000820300	KATARE VIJAY TIPRANNA	4500	0.1579
45	1N30148510014352	GIRISH GIRDHARLAL BHAVSAR	4200	0.1474
46	1N30267931013132	SAHAJRA PAL SINGH	4177	0.1466
47	1N30302850313676	SANDEEP KUMAR JAIN	4150	0.1456
48	1201980000147580	RAJENDRA DHIRAJAL GANDHI (HUF)	4050	0.1421
49	1302190000045280	KRISHNAGOPAL MOTILAL CHANDAK	4025	0.1412
50	001936	SHANTI PRAKASH NAHATA	4000	0.1404
51	1N30021411939853	MALAY VINAYCHAND PAREKH	3964	0.1391
52	1N30027110063020	PRAVIN LAKMIDAS MANGE	3900	0.1368
53	1N30154933178696	CHANDRAKALA GAIRAJ BANTHIA	3850	0.1351
54	000752	MALTI D. CHITRE	3550	0.1246
55	002082	KUBER BHANDAR SECURITIES LTD,	3550	0.1246
56	1N30082911266425	BHAVNA GUPTA	3508	0.1231
57	1203030000024810	KALPESH PATWA	3500	0.1228
58	002734	TIMES BANK LTD,	3200	0.1123
59	1N30287120265991	KATARE SACHIN SUBHASH	3150	0.1105
60	1204220000112080	RENUKABEN KIRANBHAI SHAH	3025	0.1061
61	002851	SHAHI FINANCE PVT.LTD	3000	0.1053
62	1N30012610931094	KASHYAP DIPAKBHAI	3000	0.1053
63	1301190300001720	PRADEEP JASWANTRAJ BALIYA	3000	0.1053
64	1302340000083170	PUSHPA DEVI RANGANATH BOOB	3000	0.1053
65	1N30115121982195	BHAGWAT SAGAR NARAYAN	2960	0.1039
66	1N30154916971573	ARVIND KUMAR	2850	0.1
67	1201090003126440	PRAKASH TEJRAJ JAIN	2800	0.0982
68	1N30021411179193	RAKESH K MILWANI	2700	0.0947
69	P00012	AMBITAJ ABHAYKUMAR TELKAR	2600	0.0912



70	IN30082911848178	ANITA RUPCHANDANI	2600	0.0912
71	IN30133017541138	VASANT GOPAL KAMATH	2600	0.0912
72	002298	HARILAL A. SHAH	2500	0.0877
73	IN30133017968127	KRISHANKANT S JOSHI	2500	0.0877
74	IN30177414244928	VILAS SHANKAR GHARAT	2500	0.0877
75	1202200000016590	ZARINA ZIKAR VIRANI	2445	0.0858
76	IN30112715847971	MAHESH KUMAR TAPARIA	2329	0.0817
77	IN30018310586179	HITESH KUYEKAR	2139	0.0751
78	IN30290246631266	SONAL SINGH	2099	0.0736
79	IN30074910579904	HETAL DIVANJI	2050	0.0719
80	000674	SHRIDHAR B. TOSHNIWAL	2000	0.0702
81	002663	SHREE GOPAL PURCHIT	2000	0.0702
82	IN30068510445613	RADHIKA APTE	2000	0.0702
83	IN30088813254853	AZIZ S CURRIM	2000	0.0702
84	IN30112716552956	PRAVESH AGARWAL	2000	0.0702
85	1302340000082810	RANGANATH LAKSHMINARAYAN BOOB	2000	0.0702
86	1203350001035480	SANDEEP DATTA TRAYA HIBARE	2000	0.0702
87	1204130000007680	GAURISHANKAR ROONGTA	1950	0.0684
88	IN30051310064670	RALESH BABULAL SHAH	1903	0.0668
89	IN30021411939878	KAVITA MALAY PAREKH	1900	0.0667
90	IN30154931252896	SUSHAMA ACHYUT BHAGWAT	1900	0.0667
91	1302340000084340	SRI GOPAL BHAVARILAL BOOB	1900	0.0667
92	1207630000000170	ATLANTA SHARE SHOPE LIMITED	1879	0.0659
93	IN30009510003561	ASHOK JHUNJHUNWALA	1850	0.0649
94	12020500000513960	MOGHA JEWELLERY PRIVATE LIMITED	1800	0.0632
95	IN30034310847607	DAYA MRUGEN PATEL	1710	0.06
96	P00013	JAISHREE VENKATESH MAHINDRAKAR	1700	0.0596
97	P00014	CHHAYA UMAKANT MAHINDRAKAR	1700	0.0596
98	IN30109810150726	RAJENDRAKUMAR PANNALAL ASAWA	1700	0.0596
99	1203320003257280	SHYAMSUNDER GOPARAPU	1650	0.0579
100	002842	RAMA SHANKAR SINGH	1600	0.0561
	TOTAL :		2497442	87.6295

GENERATED ON : 03/04/2014

NSDL : 31/03/2014

CSL : 31/03/2014



(1)(d) Statement showing details of locked-in shares

Sr. No.	Name of the shareholder	Number of Locked in Shares	Locked-in shares as a percentage of total number of shares [i.e., Grand Total (A)+(B)+(C) indicated in Statement at para (1)(a) above]
1	NIL	NIL	NIL
TOTAL		NIL	NIL



(II)(a)	Statement showing details of Depository Receipts (DRs)			
Sr. No.	Type of outstanding DR (ADRs, GDRs, SDRs, etc.)	Number of outstanding DRs	Number of shares underlying outstanding DRs	Shares underlying outstanding DRs as a percentage of total number of shares [i.e., Grand Total (A)+(B)+(C) indicated in Statement at para (I)(a) above]
1	NIL	NIL	NIL	NIL
TOTAL		NIL	NIL	NIL



**Statement showing holding of Depository Receipts (DRs), where underlying shares held by
 "Promoter/ Promoter Group" are in excess of 1% of the total number of shares
 (II) (b)**

Sr. No.	Name of the DR Holder	Type of outstanding DR (ADRs, GDRs, SDRs, etc.)	Number of shares underlying outstanding DRs	Shares underlying outstanding DRs as a percentage of total number of shares [i.e. Grand Total (A)+(B)+(C) indicated in Statement at para (I)(a) above]
1	NIL	NIL	NIL	NIL
TOTAL	NIL	NIL	NIL	NIL

