

Regd. Add.: H-131, Raj Arcade,

Mahavir Nagar, Kandivali (W),

Mumbai 400 067, MH, India.

Voice : +91.22.4268 7000

Fax : +91.22.2809 2455

Email: sales@karmaindustriesltd.com

http://www.karmaindustriesltd.com



Karma Industries Limited

(Formerly known as Karma Ispat Ltd.)

Introductory sub-table (I)(a)

Name of the Company:	KARMA INDUSTRIES LIMITED
Script Code, Name of the scrip, class of security:	512585
Quarter ended:	31/03/2014

Partly paid-up shares:-	No. of partly paid-up shares	As a % of total no. of partly paid-up shares	As a % of total no. of shares of the company
Held by promoter/promoter group	0	NIL	0
Held by public	0	NIL	0
Total - D	NIL	NIL	NIL

Outstanding convertible securities:-	No. of outstanding securities	As a % of total no. of outstanding convertible securities	As a % of total no. of shares of the company, assuming full conversion of the convertible securities
--------------------------------------	-------------------------------	---	--

Held by promoter/promoter group	0	NIL	NIL
Held by public	0	NIL	NIL
Total - E	NIL	NIL	NIL

Warrants:-	No. of warrants	As a % of total no. of warrants	As a % of total no. of shares of the company, assuming full conversion of warrants
------------	-----------------	---------------------------------	--

Held by promoter/promoter group	0	NIL	NIL
Held by public	0	NIL	NIL
Total - F	NIL	NIL	NIL


Total paid-up capital of the company, assuming full conversion of warrants and convertible securities	33000000
---	----------




Statement Showing Shareholding Pattern

Table (I)(a)

Category code	Category of Shareholder	Number of Shareholders	Total number of shares	Number of shares held in dematerialized form	Total shareholding as a percentage of total number of shares		Number of Shares Pledged or otherwise encumbered	As a percentage
					As a percentage of (A+B) ¹	As a percentage of (A+B+C)		
(A)	Shareholding of Promoter and Promoter Group ²							
	1							
	Indian							
(a)	Individuals/Hindu Undivided Family	0	0	0	0.00	0.00	0	
(b)	Central Government/ State Government(s)	0	0	0	0.00	0.00	0	
(c)	Bodies Corporate	0	0	0	0.00	0.00	0	
(d)	Financial Institutions/ Banks	0	0	0	0.00	0.00	0	
(e)	Any Others(Specify)	0	0	0	0.00	0.00	0	
(e-i)	Other Individuals	0	0	0	0.00	0.00	0	
(e-ii)	Mutual Fund	0	0	0	0.00	0.00	0	
(e-iii)	Body Corp in Concert	0	0	0	0.00	0.00	0	
(e-iv)	Non Government Institutions	0	0	0	0.00	0.00	0	
	Sub Total(A)(1)	0	0	0	0.00	0.00	0	
	2							
	Foreign							
a	Individuals (Non-Residents Individuals/ Foreign Individuals)	0	0	0	0.00	0.00	0	
b	Bodies Corporate	0	0	0	0.00	0.00	0	
c	Institutions	0	0	0	0.00	0.00	0	
d	Any Others(Specify)	0	0	0	0.00	0.00	0	
	Sub Total(A)(2)	0	0	0	0.00	0.00	0	
	Total Shareholding of Promoter and Promoter Group (A)=(A)(1)+(A)(2)	0	0	0	0.00	0.00	0	
(B)	Public shareholding							
	1							
	Institutions							
(a)	Mutual Funds/ UTI	0	0	0	0.00	0.00	0	
(b)	Financial Institutions / Banks	1	500	500	0.00	0.00	0	
(c)	Central Government/ State Government(s)	0	0	0	0.00	0.00	0	
(d)	Venture Capital Funds	0	0	0	0.00	0.00	0	
(e)	Insurance Companies	0	0	0	0.00	0.00	0	
(f)	Foreign Institutional Investors	0	0	0	0.00	0.00	0	
(g)	Foreign Venture Capital Investors	0	0	0	0.00	0.00	0	
(h)	Any Other (Specify)	0	0	0	0.00	0.00	0	



	Sub-Total (B)(1)	1	500	500	0.00	0.00		
B 2	Non-institutions							
(a)	Bodies Corporate	233	10669278	10610878	32.33	32.33		
(a-i)	Corporate Client Bene	0	0	0	0.00	0.00		
(a-ii)	Corporate client Margin	0	0	0	0.00	0.00		
(a-iii)	Corporate Body (Offer)	0	0	0	0.00	0.00		
(b)	Individuals							
I	Individuals -i: Individual shareholders holding nominal share capital up to Rs 1 lakh	6908	6102041	5497124	18.49	18.49		
II	ii: Individual shareholders holding nominal share capital in excess of Rs. 1 lakh	339	16001123	16001123	48.49	48.49		
(c)	Any Other (specify)	0	0	0	0.00	0.00		
(c-i)	NRI Individuals (Non Rep)	2	1350	1350	0.00	0.00		
(c-ii)	OCB	0	0	0	0.00	0.00		
(c-iii)	Foreign Bodies	0	0	0	0.00	0.00		
(c-iv)	NRI (Repatriation)	19	225708	225708	0.68	0.68		
	Sub-Total (B)(2)	7501	32999500	32336183	100.00	100.00		
(B)	Total Public Shareholding (B)= (B)(1)+(B)(2)	7502	33000000	32336683	100.00	100.00		
	TOTAL (A)+(B)	7502	33000000	32336683	100.00	100.00		
(C)	Shares held by Custodians and against which Depository Receipts have been issued							
(1)	Promoter and Promoter Group	0	0	0	0.00	0.00		
(2)	Public	0	0	0	0.00	0.00		
	GRAND TOTAL (A)+(B)+(C)	7502	33000000	32336683		100		0.00




(1)(b) **KARMA INDUSTRIES LIMITED**
category "Promoter and Promoter Group"

Sr.	Name of the shareholder	Details of Shares held			Encumbered shares (*)		Details of warrants		Details of convertible securities		Total shares (including underlying shares assuming full conversion of warrants and convertible securities) as a % of diluted share capital
		Number of shares held	As a % of grand total (A)+(B)+(C)	No.	As a percentage (V)=(V)/(III)*100	As a % of grand total (A)+(B)+(C) of sub-clause (I)(a)	Number of warrants held	As a % total number of warrants of the same	Number of convertible securities held	As a % total number of convertible securities	
(i)	(ii)	(iii)	(iv)	(v)	(vi)=(v)/(iii)*100	(vii)	(viii)	(ix)	(x)	(xi)	(xii)
1	NIL	0	0.000000	0	65535.00	0.000000	0	0.000000	0	0.000000	0.000000
Total		0	0.000000	0	65535.00	0.000000	0	0.000000	0	0.000000	0.000000



(D)(c)(i) KARMA INDUSTRIES LIMITED
category "Public" and holding more than 1% of the total number of shares

Sr. No.	Name of the shareholder	Number of shares held	Shares as a percentage of total number of shares (i.e., Grand Total (A)+(B)+(C) indicated in Statement at para (1)(a) above)	Details of warrants		Details of convertible securities		Total shares (including underlying shares assuming full conversion of warrants and convertible securities) as a % of diluted share capital
				Number of warrants held	As a % total number of warrants of the same class	Number of convertible securities held	% w.r.t total number of convertible securities of the same class	
1	BASANT MARKETING PVT.LTD.	504963	1.530191	0	0.000000	0	0.000000	1.530191
2	ISEL SECURITIES LTD.(127)	675500	2.04697	0	0.000000	0	0.000000	2.046970
3	BASANT MARKETING PVT. LTD.	3254139	9.861027	0	0.000000	0	0.000000	9.861027
4	TECHON COMMERCIAL PRIVATE	601500	1.822727	0	0.000000	0	0.000000	1.822727
5	PRAITNGYA NURSERY PRIVATE LI	370000	1.121212	0	0.000000	0	0.000000	1.121212
6	VHAY CHHOTALAL KAMDAR	896685	2.717227	0	0.000000	0	0.000000	2.717227
7	D.K GOUSHAL AND SONS HUF.	331500	1.004545	0	0.000000	0	0.000000	1.004545
8	RAJ KUMAR KEDIA	348576	1.056291	0	0.000000	0	0.000000	1.056291
9	PATRICK PASCAL MATHIAS	331470	1.004455	0	0.000000	0	0.000000	1.004455
10	SANJAY SINGAL (HUF)	799800	2.423636	0	0.000000	0	0.000000	2.423636
11	AARTI SINGAL	480000	1.454545	0	0.000000	0	0.000000	1.454545
12	RACHNA MALOO	723500	2.192424	0	0.000000	0	0.000000	2.192424
13	NEERAJ SINGAL	476203	1.443039	0	0.000000	0	0.000000	1.443039
Total		9793836	29.678289	0	0.000000	0	0.000000	29.678289




(D)(c)(ii) **KARMA INDUSTRIES LIMITED**
PAC belonging to the category "Public" and holding more than 5% of the total number of shares of the company

Sr. No.	Name(s) of the shareholder(s) and the Persons Acting in Concert (PAC) with them	Number of shares	Shares as a percentage of total number of shares i.e., Grand Total (A)+(B)+(C) indicated in Statement at para (I)(a) above}	Details of warrants		Details of convertible securities		Total shares (including underlying shares assuming full conversion of warrants and convertible securities) as a % of diluted share capital
				Number of warrants	As a % total number of warrants of the same class	Number of convertible securities held	% w.r.t total number of convertible securities of the same class	
1	BASANT MARKETING PV	3254139	9.861027	0	0.000000	0	0.000000	9.861027
Total		3254139	9.861027	0	0.000000	0	0.000000	9.861027




KARMA INDUSTRIES LIMITED
(1)(d) Statement showing details of locked-in shares

Sr. No.	Name of the shareholder	Number of locked-in shares	Locked-in shares as a (%) percentage of total number of shares {i.e., Grand Total (A)+(B)+(C) indicated in Statement at para (1)(a) above}	Promoter / Promoter Group / Public
1	NIL	Nil	Nil	Public
Total		0	0	



KARMA INDUSTRIES LIMITED
(1D)(a) Statement showing details of Depository Receipts (DRs).

Sr. No.	Type of outstanding DR (ADRs, GDRs, SDRs, etc.)	Number of outstanding DRs	Number of shares underlying outstanding DRs	Shares underlying outstanding DRs as a percentage of total number of shares {i.e., Grand Total (A)+(B)+(C) indicated in Statement at para (1)(a) above}
1	NIL	Nil	Nil	Nil
Total		0	0	0



KARMA INDUSTRIES LIMITED

(II)(b) Statement showing Holding of Depository Receipts (DRs), where underlying shares held by 'promoter/promoter group' are in excess of 1% of the total number of shares

Sr. No.	Name of the DR Holder	Type of outstanding DR (ADRs, GDRs, SDRs, etc.)	Number of shares underlying outstanding DRs	Shares underlying outstanding DRs as a percentage of total number of shares {i.e., Grand Total (A)+(B)+(C) indicated in Statement at para (D)(a) above}
1	NIL		Nil	Nil
Total			0	0



Sr.No	Notes
1	
2	
3	
4	
5	
6	
7	
8	
9	

