


KARMA INDUSTRIES LIMITED

H-131, Raj Arcade, Mahavir Nagar, Kandivali (West), Mumbai 400 067.

AUDITED FINANCIAL RESULTS FOR THE QUARTER AND YEAR ENDED 31 st MARCH, 2013						
SCRIP CODE- 512585			(Rs. in lacs)			
Sr. No.	Particulars	Three Months Ended			Year ended	
		Quarter ended on 31.03.2013 (Audited)	Quarter ended on 31.12.2012 (Unaudited)	Quarter ended on 31.03.2012 (Unaudited)	Year to date ended on 31.03.2013 (Audited)	Year to date ended on 31.03.2012 (Audited)
PART I						
1	Income from operations					
	(a) Net Sales / Income from Operations	4673.97	21744.46	23344.62	65765.10	74650.34
	(b) (b) Other operating income	-	-	19.77	-	46.60
	Total Income (a)+(b)	4673.97	21744.46	23364.39	65765.10	74696.94
2	Expenses					
	(a) Cost of materials consumed	-	-	-	-	-
	(b) Purchases of Trade Goods	3930.80	22792.51	22650.70	66126.14	73165.24
	(c) Changes in inventories of finished goods, work-in-progress and stock-in-trade, (Increase) / Decrease in Stock	1476.73	-990.40	446.69	-	389.24
	(d) Employee benefits expense	12.24	29.36	18.58	64.01	101.43
	(e) Depreciation and amortisation expense	3.50	3.14	7.17	12.92	12.56
	(f) Other expenses	1360.80	29.16	23.75	1430.71	169.49
	Total Expenses (a)+(b)+(c)+(d)+(e)+(f)	6784.07	21863.77	23146.89	67633.78	73837.96
3	Profit from Operations before Other Income, Interest and Exceptional Items (1-2)	-2110.10	-119.31	217.50	-1868.68	858.98
4	Other Income	15.04	7.15	-	22.19	-
5	Profit before Interest and Exceptional Items (3+4)	-2095.06	-112.16	217.50	-1846.49	858.98
6	Interest	-1.96	111.06	137.89	397.63	604.69
7	Profit after Interest but before Exceptional Items (5-6)	-2093.10	-223.22	79.61	-2244.12	254.29
8	Exceptional Items	-2314.87	-	-	(2,314.87)	-
9	Profit (+)/ Loss (-) from Ordinary Activities before tax (7+8)	-4407.97	-223.22	79.61	-4558.99	254.29
10	Tax expense	-15.00	-	31.00	-	87.00
	Deferred Tax	-	-	-	-	3.73
	Net Profit (+)/ Loss (-) from Ordinary Activities after tax (9-10)	-4392.97	-223.22	48.61	-4558.99	163.56
12	Extraordinary Item /Minority Interest	-	-	-	-	-
13	Net Profit(+)/ Loss(-)	-4392.97	-223.22	48.61	-4558.99	163.56
14	Paid up Equity Share Capital	3300.00	3300.00	3300.00	3300.00	3300.00
15	Reserves excluding Revaluation Reserves	-	-	-	-2206.27	2354.68
16	Basic & Diluted EPS (Rs.)	-	-	-	-	0.50
PART II						
A	Particulars of Shareholding					
1	Aggregate Non Promoter Share Holding					
	(a) No. of Shares (Equity)	28162500	28162500	28162500	28162500	28162500
	(b) % of share holding	85.34%	85.34%	85.34%	85.34%	85.34%
2	Promoter Share Holding					
	i). Pledged/Encumbered	-	-	-	-	-
	ii). Non -Encumbered					
	(a) No. of Shares (Equity)	4837500	4837500	4837500	4837500	4837500
	(b) % of Shares (as a % of total shareholding of promoter and promoter group)	100%	100%	100%	100%	100%
	(c) % of shares (as a % of total sharecapital of the company)	14.66%	14.66%	14.66%	14.66%	14.66%
B	Investor Complaints					
	a) Pending at the beginning of the quarter				2	
	b) Received during the quarter				NIL	
	c) Disposed of during the quarter				NIL	
	d) Remaining unresolved at the end of the quarter				2	



Statement of Assets and Liabilities as required under clause 41 (1) (eaa) of the Listing

(Rs. in LACS)

Particulars	Year Ended	Year ended
	31.03.2013 (Audited)	31.03.2012 (Audited)
SHAREHOLDER'S FUNDS		
a) Capital	3300	3300
b) Reserves & Surplus	1997.69	2354.68
LOAN FUND	3830.05	1016.62
Deffered Tax Liability	18.82	16.33
TOTAL	9146.56	6687.63
FIXED ASSETS	740.09	457.08
DIFFERED TAX ASSETS	0	0
INVESTMENTS	5	55.9
CURRENT ASSETS, LOAN AND ADVANCES		
a) Inventories	0	0
b) Sundry Debtors	71.68	1513.57
c) Cash & Bank Balances	29.17	51.12
d) Loans and Advances	85.71	29.25
Less: Current Liabilities and Provisions		
a) Liabilities	390.18	506.67
b) Provisions	16.46	16.54
PROFIT AND LOSS ACCOUNT	420.39	0
TOTAL	1758.68	2630.13

Notes:


- 1) The above mentioned result, as reviewed by the Audit Committee and taken on record by the Board of Directors at their meeting held on May 30th, 2013.
- 2) The figures of the last quarter are the balancing figures between the audited figures in respect of full year and the unaudited published figures upto third quarter ended 31.12.2012
- 3) Previous year / quarter figures have been regrouped / recasted where ever necessary.

Place : Mumbai
Date : 30th May, 2013



For Karma Industries Limited

[Signature]
Director



402 - A, Chandan Chambers,
138, Modi Street, Fort,
Mumbai - 400 001
Tel : 022 - 6633 1574 / 6654 1574
E-mail : amd@amd.net.in
Website : www.amd.net.in


Auditor's Report On Quarterly Financial Results and Year to Date Results of the Company Pursuant to the Clause 41 of the Listing Agreement


To
Board of Directors of Karma Industries Limited

We have audited the quarterly financial results of Karma Industries Limited for the quarter ended 31st March, 2013 and the year to date results for the period 1st April, 2012 to 31st March, 2013, attached herewith, being submitted by the company pursuant to the requirement of clause 41 of the Listing Agreement except for the disclosures regarding 'Public Shareholding' and 'Promoter and Promoter Group Shareholding' which have been traced from disclosures made by the management and have not been audited by us. These quarterly financial results as well as the year to date financial results have been prepared on the basis of the interim financial statements, which are the responsibility of the company's management. Our responsibility is to express an opinion on these financial results based on our audit of such interim financial statements, which have been prepared in accordance with the recognition and measurement principles laid down in Accounting Standard (AS) 25, Interim Financial Reporting, issued pursuant to the Companies (Accounting Standards) Rules, 2006 as per section 211(3C) of the Companies Act, 1956 or by the Institute of Chartered Accountants of India and other accounting principles generally accepted in India.

We conducted our audit in accordance with the auditing standards generally accepted in India. Those standards require that we plan and perform the audit to obtain reasonable assurance about whether the financial results are free of material misstatement(s). An audit includes examining, on a test basis, evidence supporting the amounts disclosed as financial results. An audit also includes assessing the accounting principles used and significant estimates made by management. We believe that our audit provides a reasonable basis for our opinion. In our opinion and to the best of our information and according to the explanations given to us these quarterly financial results as well as the year to date results:

- (i) are presented in accordance with the requirements of clause 41 of the Listing Agreement in this regard; and
- (ii) give a true and fair view of the net profit/ loss and other financial information for the quarter ended 31st March, 2013 as well as the year to date results for the period from 1st April, 2012 to 31st March, 2013 subject to our qualifications in the Main Audit Report.





**402 - A, Chandan Chambers,
138, Modi Street, Fort,
Mumbai - 400 001
Tel : 022 - 6633 1574 / 6654 1574
E-mail : amd@amd.net.in
Website : www.amd.net.in**

Further, we also report that we have, on the basis of the books of account and other records and information and explanations given to us by the management, also verified the number of shares as well as percentage of shareholdings in respect of aggregate amount of public shareholdings, as furnished by the company in terms of clause 35 of the Listing Agreement and found the same to be correct.

**For AMD & Co.
Chartered Accountants**

**Arvind M Darji
Partner
Membership Number : 11748
Place : Mumbai
Date : 30th May, 2013.**

