

# KALYANI STEELS

CIN-L27104MH1973PLC016350


Name of the Company	: Kalyani Steels Limited	Class of Security : EQUITY
Scrip Code : 500235	Name of the Scrip : KSL - Equity	
Quarter Ended	: 30th June, 2014	

## 35 (I)(a) Statement Showing Shareholding Pattern

Partly paid-up shares:- NIL (The Company has not issued any partly paid up shares )	No. of partly paid-up shares	As a % of total no. of partly paid-up Shares	As a % of total no. of shares of the company
Held by promoter/promoter group	NIL	NIL	NIL
Held by public	NIL	NIL	NIL
Total	NIL	NIL	NIL
Outstanding convertible securities:-	No. of outstanding securities	As a % of total no. of outstanding convertible securities	As a % of total no. of shares of the company, assuming full conversion of the convertible securities
Held by promoter/promoter group	NIL	NIL	NIL
Held by public	NIL	NIL	NIL
Total	NIL	NIL	NIL
Warrants:-	No. of warrants	As a % of total no. of warrants	As a % of total no. of shares of the company, assuming full conversion of Warrants
Held by promoter/promoter group	NIL	NIL	NIL
Held by public	NIL	NIL	NIL
Total	NIL	NIL	NIL
Total paid-up capital of the company, assuming full conversion of warrants and convertible securities			

Contd. to next page.....

FOR KALYANI STEELS LIMITED

  
MRS.D.R. PURANIK  
COMPANY SECRETARY



KALYANI  
GROUP COMPANY

KALYANI STEELS LIMITED, CORPORATE BUILDING, 2ND FLOOR, MUNDHWA, PUNE - 411 036, INDIA.  
PHONE : +91 20 66215000 FAX : +91 20 26821124

# KALYANI STEELS CIN-L27104MH1973PLC016350

Name of the Company	Kalyani Steels Limited	
Scrip Code : 500235	Name of the Scrip : KSL-Equity	Class of Security : EQUITY
Quarter Ended	30th June, 2014	

Contd. From previous page.. Clause 35(I)(a) Statement showing Shareholding Pattern

Category Code	Category of Shareholder	NO. OF SHARE HOLDERS	TOTAL NO. OF SHARES	NO. OF SHARES HELD IN DEMATERIALIZED FORM	TOTAL SHAREHOLDING AS A % OF TOTAL NO. OF SHARES		Shares pledged or Otherwise encumbered	
					AS A % OF (A + B)	AS A % OF (A + B + C)	No. of Shares	As a %
(I)	(II)	(III)	(IV)	(V)	(VI)	(VII)	(VIII)	(IX)
<b>A</b>	<b>Shareholding of Promoter and Promoter Group</b>							
1	<b>Indian</b>							
(a)	Individual / Hindu Undivided Family	5	48,355	48,355	0.110	0.110	-	-
(b)	Central Govt. / State Govt(s)	-	-	-	-	-	-	-
(c)	Bodies Corporate	5	26,078,001	26,078,001	59.739	59.739	-	-
(d)	Financial Institutions/ Banks	-	-	-	-	-	-	-
(e)	Any Other (Specify)	-	-	-	-	-	-	-
	<b>Sub-Total (A)(1)</b>	<b>10</b>	<b>26,126,356</b>	<b>26,126,356</b>	<b>59.849</b>	<b>59.849</b>	-	-
2	<b>Foreign</b>							
(a)	Individuals (Non-Resident Individuals / Foreign Individuals)	-	-	-	-	-	-	-
(b)	Bodies Corporate	-	-	-	-	-	-	-
(c)	Institutions	-	-	-	-	-	-	-
(d)	Qualified Foreign Investor	-	-	-	-	-	-	-
(e)	Any Other (Specify)	-	-	-	-	-	-	-
	<b>Sub-Total (A)(2)</b>	-	-	-	-	-	-	-
	<b>Total Shareholding of Promoter and Promoter Group (A) = (A)(1)+(A)(2)</b>	<b>10</b>	<b>26,126,356</b>	<b>26,126,356</b>	<b>59.849</b>	<b>59.849</b>	-	-
<b>B</b>	<b>Public Shareholding</b>						N.A.	N.A.
(1)	<b>Institutions</b>						N.A.	N.A.
(a)	Mutual Funds / UTI	8	7,800	100	0.018	0.018	-	-
(b)	Financial Institutions / Banks	14	2,979	1,860	0.007	0.007	-	-
(c)	Central Government/State Government(s)	-	-	-	-	-	-	-
(d)	Venture Capital Funds	-	-	-	-	-	-	-
(e)	Insurance Companies	1	75,000	75,000	0.172	0.172	-	-
(f)	Foreign Institutional Investors	-	-	-	-	-	-	-
(g)	Foreign Venture Capital Investors	-	-	-	-	-	-	-
(h)	Qualified Foreign Investor	-	-	-	-	-	-	-
(i)	Any Other (Specify)	-	-	-	-	-	-	-
	<b>Sub-Total(B)(1)</b>	<b>23</b>	<b>85,779</b>	<b>76,960</b>	<b>0.197</b>	<b>0.197</b>	-	-
(2)	<b>Non-Institutions</b>						N.A.	N.A.
(a)	Bodies Corporate	581	4,113,579	1,561,146	9.423	9.423	-	-
(b)	Individuals-							
(i)	Individual Shareholders holding nominal share capital up to Rs. 1 Lakh	37,214	10,881,032	10,255,005	24.926	24.926	-	-
(ii)	Individual Shareholders holding nominal share capital in excess of Rs. 1 Lakh	34	1,709,780	1,709,780	3.917	3.917	-	-
(c)	Qualified Foreign Investor	-	-	-	-	-	-	-
(d)	Any Other - i) NRI's	303	227,724	216,096	0.522	0.522	-	-
	ii) Foreign Companies/OCBs	1	666	-	0.002	0.002	-	-
	iii) Clearing Member	302	508,144	508,144	1.164	1.164	-	-
	<b>Sub-Total(B)(2)</b>	<b>38,435</b>	<b>17,440,925</b>	<b>14,250,171</b>	<b>39.954</b>	<b>39.954</b>	-	-
	<b>Total Public Shareholding (B) = (B)(1)+(B)(2)</b>	<b>38,458</b>	<b>17,526,704</b>	<b>14,327,131</b>	<b>40.151</b>	<b>40.151</b>	N.A.	N.A.
	<b>TOTAL (A) + (B)</b>	<b>38,468</b>	<b>43,653,060</b>	<b>40,453,487</b>	<b>100.000</b>	<b>100.000</b>	-	-
<b>C</b>	<b>Shares held by Custodians and against which Depository Receipts have been issued</b>						N.A.	N.A.
	i) Promoter and Promoter Group	-	-	-	-	-	-	-
	ii) Public	-	-	-	-	-	-	-
	<b>TOTAL (C) = (C)(i)+(C)(ii)</b>	-	-	-	-	-	-	-
	<b>GRAND TOTAL (A) + (B) + (C)</b>	<b>38,468</b>	<b>43,653,060</b>	<b>40,453,487</b>	<b>100.000</b>	<b>100.000</b>	-	-

FOR KALYANI STEELS LIMITED



MRS.D.R. PURANIK  
COMPANY SECRETARY



KALYANI  
GROUP COMPANY

CIN-L27104MH1973PLC016350

KALYANI STEELS LIMITED : SCRIP CODE : 500235

35 (l)(b) Statement Showing holding of securities (including shares, warrants, convertible securities) of Persons Belonging to the Category "Promoter and Promoter Group" as on 30th June, 2014

Sr. No	Name of the Shareholder	Details of shares held		Encumbered Shares			Details of Warrants		Details of convertible securities		Total shares (including underlying shares assuming full conversion of warrants and convertible securities) as a % of diluted share capital
		Number of shares held	As a % of Grand Total (A)+(B)+(C)	Number	As a %	As a % of grand total (A) + (B) + (C) of sub-clause (l)(a)	Number of warrants held	As a % of total no. of Warrants of the same class	Number of convertible securities held	As a % of total no. of convertible securities of the same class	
(I)	(II)	(III)	(IV)	(V)	(VI)=(V)/(III)*100	(VII)	(VIII)	(IX)	(X)	(XI)	(XII)
1	Ajinkya Investment & Trading Company	3,261,822	7.472	-	-	-	-	-	-	-	7.472
2	Sundaram Trading & Investment Private Limited	5,691,198	13.037	-	-	-	-	-	-	-	13.037
3	Ajinkyatara Trading Company Limited	2,560	0.006	-	-	-	-	-	-	-	0.006
4	Lohagaon Trading Company Private Limited	70,000	0.160	-	-	-	-	-	-	-	0.160
5	BF Investment Limited	17,052,421	39.062	-	-	-	-	-	-	-	39.062
6	Mr. B.N. Kalyani	1,118	0.003	-	-	-	-	-	-	-	0.003
7	Mr. Amit Kalyani	31,694	0.073	-	-	-	-	-	-	-	0.073
8	Mrs. Sugandha J. Hiremath	6,785	0.016	-	-	-	-	-	-	-	0.016
9	Mrs. S.B. Kalyani	7,743	0.018	-	-	-	-	-	-	-	0.018
10	Mrs. Sugandha Hiremath & Mr. Jay Hiremath	1,015	0.002	-	-	-	-	-	-	-	0.002
	<b>TOTAL</b>	<b>26,126,356</b>	<b>59.849</b>	-	-	-	-	-	-	-	<b>59.849</b>

FOR KALYANI STEELS LIMITED

MRS.D.R. PURANIK  
COMPANY SECRETARY



CIN-L27104MH1973FLC016350

KALYANI STEELS LIMITED : SCRIP CODE : 500235


35 (l)(c)(i) Statement Showing holding of securities (including shares, warrants, convertible securities) of Persons Belonging to the Category "Public" and Holding More Than 1 % of the total no.of shares as on 30th June, 2014

Sr. No.	Name of the Shareholder	No. of Shares held	Shares as a % of total no. of shares [i.e. Grand Total (A)+(B)+(C) Indicated in Statement at para (l) (a) above]	Details of warrants		Details of convertible securities		Total shares (including underlying shares assuming full conversion of warrants and convertible securities) as a % of diluted share capital
				No. of warrants held	As a % total number of warrants of the same class	No. of convertible securities held	% w.r.t. total no. of convertible securities of the same class	
1	Sadguru Investment & Trading Company	1,601,428	3.669	-	-	-	-	3.669
2	Gloxinia Investment & Finance Private Limited	500,000	1.145	-	-	-	-	1.145
<b>TOTAL</b>		<b>2,101,428</b>	<b>4.814</b>	<b>-</b>	<b>-</b>	<b>-</b>	<b>-</b>	<b>4.814</b>

35 (l)(c)(ii) Statement Showing holding of securities (including shares, warrants, convertible securities) of Persons (together with PAC) belonging to the Category "Public" and Holding More Than 5 % of the total no.of shares as on 30th June, 2014

Sr. No.	Name(s) of the Shareholder(s) and the Persons Acting in Concert (PAC) with them	No. of Shares	Shares as a % of total no. of shares [i.e. Grand Total (A)+(B)+(C) Indicated in Statement at para (l) (a) above]	Details of warrants		Details of convertible securities		Total shares (including underlying shares assuming full conversion of warrants and convertible securities) as a % of diluted share capital
				No. of warrants held	As a % of total number of warrants of the same class	No. of convertible securities held	% w.r.t. total no. of convertible securities of the same class	
1	NIL	NIL	NIL	NIL	NIL	NIL	NIL	NIL
<b>TOTAL</b>		<b>NIL</b>	<b>NIL</b>	<b>NIL</b>	<b>NIL</b>	<b>NIL</b>	<b>NIL</b>	<b>NIL</b>

FOR KALYANI STEELS LIMITED

  
MRS.D.R. PURANIK  
COMPANY SECRETARY




# KALYANI STEELS

CIN-L27104MH1973PLC016350  
KALYANI STEELS LIMITED : SCRIP CODE : 500235

35 (l)(d) Statement Showing Details Of Locked - In Shares as on 30th June, 2014

Sr. No.	Name of the shareholder	Number of locked-in shares	Locked-in shares as a percentage of total number of shares (i.e., Grand Total (A)+(B)+(C) indicated in Statement at para (l)(a) above)	Promoter / Promoter Group / Public
1	NIL	NIL	NIL	NIL
2	NIL	NIL	NIL	NIL
	TOTAL	NIL	NIL	NIL

FOR KALYANI STEELS LIMITED

  
MRS.D.R. PURANIK  
COMPANY SECRETARY



KALYANI  
GROUP COMPANY

KALYANI STEELS LIMITED, CORPORATE BUILDING, 2ND FLOOR, MUNDHWA, PUNE - 411 036, INDIA.  
PHONE : +91 20 66215000 FAX : +91 20 26821124

# KALYANI STEELS

CIN-L27104MH1973PLC016350

KALYANI STEELS LIMITED : SCRIP CODE : 500235

## 35 (II)(a) Statement Showing Details of Depository Receipts (DRs) as on 30th June, 2014

Sr. No.	Type of outstanding DR (ADRs, GDRs, SDRs, etc.)	No. of Outstanding DRs	No. of shares underlying outstanding DRs	Shares underlying outstanding DRs as a % of total number of shares {i.e. Grand Total (A) + (B) + (C) Indicated in Statement at para (I) (a) above}
1	NIL	NIL	NIL	NIL
2	NIL	NIL	NIL	NIL
	<b>TOTAL</b>	NIL	NIL	NIL

## 35 (II)(b) Statement Showing Holding of Depository Receipts (DRs), Where Underlying Shares held by "promoter/promoter group" are in excess of 1 % of the Total No. of Shares as on 30th June, 2014

Sr. No.	Name of the DR Holder	Type of Outstanding DR Holder (ADRs, GDRs, SDRs, etc.)	No. of shares underlying outstanding DRs	Shares underlying outstanding DRs as a % of total number of shares {i.e. Grand Total (A) + (B) + (C) Indicated in Statement at para (I) (a) above}
1	NIL	NIL	NIL	NIL
2	NIL	NIL	NIL	NIL
	<b>TOTAL</b>	NIL	NIL	NIL

FOR KALYANI STEELS LIMITED



MRS.D.R. PURANIK  
COMPANY SECRETARY



KALYANI  
GROUP COMPANY