


Name of the Company :	KSS LIMITED		
Script Code, Name of the scrip, class of security :			
Quarter ended :	31/03/2015		
Partly paid-up shares :-	No. of partly paid-up shares	As a % of total no. of partly paid-up shares	As a % of total no. of shares of the company
Held by promoter/ promoter group	0	0.00	0.00
Held by public	0	0.00	0.00
Total (D)	0	0.00	0.00
Outstanding convertible securities	No. of outstanding securities	As a % of total no. of outstanding convertible securities	As a % of total no. of shares of the company, assuming full conversion of the convertible securities
Held by promoter/ promoter group	0	0.00	0.00
Held by public	0	0.00	0.00
Total (E)	0	0.00	0.00
Warrants	No. of Warrants	As a % of total no. of Warrants	As a % of total no. of shares of the company, assuming full conversion of warrants
Held by promoter/ promoter group	0	0.00	0.00
Held by public	0	0.00	0.00
Total (F)	0	0.00	0.00
Total paid-up capital of the company, assuming full conversion of warrants convertible securities	213587507		100.00
Total (A+B+C)+ D+E+F)			



Statement Showing Shareholding Pattern

Table (I)(a)


Category Code	Category of Shareholder	Number of Shareholders	Total Number Of Shares	Number of Shares held in Dematerialised form	Total Shareholding as a percentage of total number of shares	As a Percentage of (A+B)	As a Percentage of (A+B+C)	No. Of Shares	Shares Pledged or otherwise encumbered	As a Percentage (IX) = (VIII)/(IV) *100
(I)	(II)	(III)	(IV)	(V)	(VI)	(VII)	(VIII)	(IX)	(X)	(XI)
(IX) = (VIII)/(IV) *100										
(A) Shareholding of Promoter and Promoter Group2										
1. INDIAN										
(a)	INDIVIDUAL / HUF	0	0	0	0.0000	0.0000	0.0000	0		0.00
(b)	CENTRAL / STATE GOVERNMENT(S)	0	0	0	0.0000	0.0000	0.0000	0		0.00
(c)	BODIES CORPORATE	0	0	0	0.0000	0.0000	0.0000	0		0.00
(d)	FINANCIAL INSTITUTIONS / BANKS	0	0	0	0.0000	0.0000	0.0000	0		0.00
(e)	ANY OTHERS (Specify)									
(i)	DIRECTORS RELATIVES	0	0	0	0.0000	0.0000	0.0000	0		0.00
(ii)	GROUP COMPANIES	0	0	0	0.0000	0.0000	0.0000	0		0.00
(iii)	TRUSTS	0	0	0	0.0000	0.0000	0.0000	0		0.00
SUB TOTAL (A)(1) :		0	0	0	0.0000	0.0000	0.0000	0		0.00
2. FOREIGN										
(a)	INDIVIDUAL	0	0	0	0.0000	0.0000	0.0000	0		0.00
(b)	BODIES CORPORATE	0	0	0	0.0000	0.0000	0.0000	0		0.00




(c)	INSTITUTIONS	0	0	0	0	0	0.0000	0.0000	0	0.00
(d)	QUALIFIED FOREIGN INVESTOR	0	0	0	0	0	0.0000	0.0000	0	0.00
(e)	ANY OTHERS (Specify)	0	0	0	0	0	0.0000	0.0000	0	0.00
	SUB TOTAL (A)(2) :	0	0	0	0	0	0.0000	0.0000	0	0.00
	Total holding for Promoters and Promoter group									
	(B) Public shareholdin									
1.	g									
	INSTITUTIONS									
(a)	MUTUAL FUNDS / UTI	0	0	0	0	0	0.0000	0.0000	0	0.00
(b)	FINANCIAL INSTITUTIONS / BANKS	1	54	54	54	0	0.0000	0.0000	0	0.00
(c)	CENTRAL / STATE GOVERNMENT(S)	0	0	0	0	0	0.0000	0.0000	0	0.00
(d)	VENTURE CAPITAL FUNDS	0	0	0	0	0	0.0000	0.0000	0	0.00
(e)	INSURANCE COMPANIES	0	0	0	0	0	0.0000	0.0000	0	0.00
(f)	FII'S	10	100421018	100421018	47.0163	47.0163	0.0000	0.0000	0	0.00
(g)	FOREIGN VENTURE CAPITAL INVESTORS	0	0	0	0	0	0.0000	0.0000	0	0.00
(h)	QUALIFIED FOREIGN INVESTOR	0	0	0	0	0	0.0000	0.0000	0	0.00
(i)	ANY OTHERS (Specify)	0	0	0	0	0	0.0000	0.0000	0	0.00
	SUB TOTAL (B)(1) :	11	100421072	100421072	47.0164	47.0164	0.0000	0.0000	0	0.00
	B 2. Non-institutions									
(a)	BODIES CORPORATE	477	47413670	41764797	22.1987	22.1987	0	0	0	0.00
(b)	INDIVIDUAL									
(i)	(CAPITAL UPTO TO Rs. 1 Lakh)	24644	20907279	20890702	9.7886	9.7886	0	0	0	0.00



(ii)	(CAPITAL GREATER THAN Rs. 1 Lakh)	631	30296754	29733467	14.1847	14.1847	0	0.00
(c)	QUALIFIED FOREIGN INVESTOR	0	0	0	0.0000	0.0000	0	0.00
(d)	ANY OTHERS (Specify)							
(i)	TRUSTS	0	0	0	0.0000	0.0000	0	0.00
(ii)	CLEARING MEMBER	26	13764972	13764972	6.4447	6.4447	0	0.00
(iii)	DIRECTORS RELATIVES	0	0	0	0.0000	0.0000	0	0.00
(iv)	EMPLOYEE	0	0	0	0.0000	0.0000	0	0.00
(v)	NON RESIDENT INDIANS (NRI)	127	783760	783760	0.3670	0.3670	0	0.00
(vi)	OVERSEAS BODIES CORPORATES	0	0	0	0.0000	0.0000	0	0.00
(vii)	UNCLAIMED SUSPENSE ACCOUNT	0	0	0	0.0000	0.0000	0	0.00
SUB TOTAL (B)(2) :		25905	113166435	106937698	52.9836	52.9836	0	0.00
Total Public Shareholdin		25916	213587507	207358770	100.0000	100.0000	0	0.00
Total (A) + (B) :		25916	213587507	207358770	100.0000	100.0000	0	0.00
(C) Shares held by Custodians and against which Depository Receipts have been issued								
(a)	SHARES HELD BY CUSTODIANS	0	0	0	0.0000	0.0000	0	0.00
(i)	Promoter and Promoter Group	0	0	0	0.0000	0.0000	0	0.00
(ii)	Public	0	0	0	0.0000	0.0000	0	0.00
SUB TOTAL (C)(1) :		0	0	0	0.0000	0.0000	0	0.00



Grand Total (A) + (B) + (C)		25916	213587507	207358770	100.0000	100.0000	0	0.00
NOTES :	1) NAME, NUMBER OF SHARES HELD & PERCENTAGE OF ENTITIES / PERSONS HOLDING MORE THAN 1% OF THE TOTAL SHARES OF THE COMPANY IS AS PER ANNEXURE							
Print Date :	10/04/2015 Page - 1 of 1							



(1)(b) Statement showing holding of securities (including shares, warrants, convertible securities) of persons belonging to the category "PROMOTERS AND PROMOTER GROUP"

Sr.No	Name of the Shareholder	Details of shares held			Encumbered shares (*)			Details of warrants	Details of convertible securities	Total shares (including	
		Number of shares held	As a % of grand total (A)+(B)+(C)	No.	As a percentage (VI)=(V)/(III)* 100	As a % of grand total (A)+(B)+(C) of sub-clause (1)(a)	Number of warrants				As a % of total number of convertible securities
(i)	(ii)	(iii)	(iv)	(v)	(vi)=(v)/(iii)* 100	(vii)	(viii)	(ix)	(x)	(xi)	(xii)
1	TOTAL :										



(1)(c)(i) Statement showing holding of securities (including shares, warrants, convertible securities) of persons belonging to the category "Public" and holding more than 1% of the total number of shares.

SR.NO	Name of the shareholder	Number of shares held	Shares as a percentage of total shares (i.e., Grand Total(A)+(B)+(C) indicated in Statement at para (1)(a) above)	Details of warrants	Details of convertible securities	Total shares (including underlying shares assuming full conversion of warrants and convertible securities) as a % of diluted share capital
1	ASPIRE EMERGING FUND	20580000	9.6354	0	0	0
2	AUCTOR INVESTMENTS LTD	20580000	9.6354	0	0	0
3	HIGHBLUESKY EMERGING MARKET FUND	18930000	8.8629	0	0	0
4	SAFAL FINSTOCK PRIVATE LIMITED	12457821	5.8327	0	0	0
5	INDIA MAX INVESTMENT FUND LIMITED	10623687	4.9739	0	0	0
6	INDIA FOCUS CARDINAL FUND	9710000	4.5461	0	0	0
7	KORP SECURITIES LTD (CM MARGIN)	9596068	4.4928	0	0	0
8	KII LIMITED	8170734	3.8255	0	0	0
9	KUVERA FUND LIMITED	6420000	3.0058	0	0	0
10	BIRLA FINANCIAL DISTRIBUTION PVT LTD	5648873	2.6448	0	0	0
11	BASMATI SECURITIES PVT LTD	4729159	2.2142	0	0	0
12	GROVSNOR INVESTMENT FUND LTD	4410000	2.0647	0	0	0
13	GLOBE CAPITAL MARKET LTD	2585647	1.2106	0	0	0
14	SHRIRAM INSIGHT SHARE BROKERS LTD	2313315	1.0831	0	0	0
15	SHRIRAM INSIGHT SHARE BROKERS LTD.	2241880	1.0496	0	0	0
	TOTAL :	138997184	65.0774	0	0	0




(1)(c)(ii)	Statement showing holding of securities (including shares, warrants, convertible securities) of persons (together with PAC) belonging to the category "Public" and holding more than 5% of the total number of shares of the company	AS ON :	31/03/2015						
SR.NO	Name of the shareholder	Number of shares	Shares as a percentage of total number of shares {i.e., Grand Total (A)+(B)+(C) indicated in Statement at para (1)(a) above}	Details of warrants held	As a % total number of warrants of the same class	Number of convertible securities held	% w.r.t. total number of convertible securities of the same class	Total shares (including underlying shares assuming full conversion of warrants and convertible securities) as a % of diluted share capital	
1	AUCTOR INVESTMENTS LTD	20,580,000.00	9.64	0	0	0	0	0	
2	ASPIRE EMERGING FUND	20,580,000.00	9.64	0	0	0	0	0	
3	HIGHBLUESKY EMERGING MARKET FUND	18,930,000.00	8.86	0	0	0	0	0	
4	SAFAL FINSTOCK PRIVATE LIMITED	12,452,821.00	5.83	0	0	0	0	0	
TOTAL :		72,547,821.00	33.97	0	0	0	0	0	




Statement Showing " LOCKED - IN - SHARES "

(1)(d)			AS ON :	31/03/201
SR NO	NAME	Category	Shares	Per
1				
		TOTAL:		



(II) (a) Statement Showing Details of Depository Receipts (DRs)

Unit :	OLD-KSS LIMITED		As on Date :	31/03/2015
Sr. No.	Type of Outstanding DR (ADRs, GDRs, SDRs etc.)	No of Outstanding DRs.	No of Shares underlying outstanding DRs.	Shares underlying outstanding DRs as a Percentage of total number of shares (i.e Total (A)+ (B) + (C) Indicated in statement at para(I) (a) above)
1	GDRs			
		TOTAL :		



(11) (b) Statement showing Holding of Depository Receipts (DRs) where underlying shares are in excess of 1% of the total number of shares.

Sr.No.	Type of Outstanding DR (ADRs, GDRs, SDRs etc.)	No. of Shares underlying outstanding DRs.	Shares underlying outstanding DRs as a Percentage of total number of shares (i.e Total (A)+(B)+(C) Indicated in Statement at Para (1) (a) above)
1			
TOTAL :			

