


Statement Showing Shareholding Pattern (Post-Issue of Shares pursuant to conversion of OCRBs)

Name of the Company : **KSS LIMITED**

Script Code, Name of the scrip, class of security :

Quarter ended : **14/11/2014**

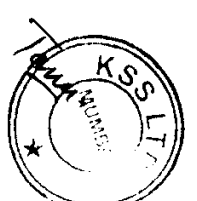
Partly paid-up shares :-	No. of partly paid-up shares	As a % of total no. of partly paid-up shares	As a % of total no. of shares of the company
Held by promoter/ promoter group	0	0.00	0.00
Held by public	0	0.00	0.00
Total (D)	0	0.00	0.00
Outstanding convertible securities	No. of outstanding securities	As a % of total no. of outstanding convertible securities	As a % of total no. of shares of the company, assuming full conversion of the convertible securities
Held by promoter/ promoter group	0	0.00	0.00
Held by public	0	0.00	0.00
Total (E)	0	0.00	0.00
Warrants	No. of Warrants	As a % of total no. of Warrants	As a % of total no. of shares of the company, assuming full conversion of warrants
Held by promoter/ promoter group	0	0.00	0.00
Held by public	0	0.00	0.00
Total (F)	0	0.00	0.00
Total paid-up capital of the company, assuming full conversion of warrants convertible securities Total (A+B+C)+ D+E+F)	213587507		100.00



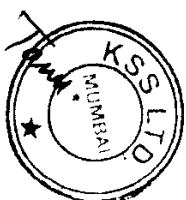
Statement Showing Shareholding Pattern (Post-Issue of Shares pursuant to conversion of OCRBs)

Table (I)(a)


Category Code	Category of Shareholder	Number of Shareholders	Total Number Of Shares	Number of Shares held in Dematerialised form	As a Percentage of (A+B) shares	As a Percentage of (A+B+C)	No. Of Shares	Shares Pledged or otherwise encumbered	As a Percentage (VIII)/(IV) *100
(I)	(II)	(III)	(IV)	(V)	(VI)	(VII)	(VIII)	(IX) = (VIII)/(IV) *100	
(IX) = (VIII)/(IV) *100									
(A)									
Shareholding of Promoter and Promoter Group ²									
1. INDIAN									
(a)	INDIVIDUAL / HUF	0	0	0	0.0000	0.0000	0	0.00	
(b)	CENTRAL / STATE GOVERNMENT(S)	0	0	0	0.0000	0.0000	0	0.00	
(c)	BODIES CORPORATE	0	0	0	0.0000	0.0000	0	0.00	
(d)	FINANCIAL INSTITUTIONS / BANKS	0	0	0	0.0000	0.0000	0	0.00	
(e)	ANY OTHERS (Specify)								
(i)	DIRECTORS RELATIVES	0	0	0	0.0000	0.0000	0	0.00	
(ii)	GROUP COMPANIES	0	0	0	0.0000	0.0000	0	0.00	
SUB TOTAL (A)(1) :		0	0	0	0.0000	0.0000	0	0.00	
2. FOREIGN									
(a)	INDIVIDUAL	0	0	0	0.0000	0.0000	0	0.00	
(b)	BODIES CORPORATE	0	0	0	0.0000	0.0000	0	0.00	
(c)	INSTITUTIONS	0	0	0	0.0000	0.0000	0	0.00	




(d)	QUALIFIED FOREIGN INVESTOR ANY OTHERS (Specify)	0	0	0	0	0.0000	0.0000	0	0.00
(e)		0	0	0	0	0.0000	0.0000	0	0.00
SUB TOTAL (A)(2) :		0	0	0	0	0.0000	0.0000	0	0.00
Total holding for Promoters and Promoter group		(A)=(A)(1) + (A)(2)	0	0	0	0.0000	0.0000	0	0.00
(B) Public shareholder in group									
(a)	MUTUAL FUNDS / UTI	0	0	0	0	0.0000	0.0000	0	0.00
(b)	FINANCIAL INSTITUTIONS / BANKS	3	689523	689523	689523	0.3228	0.3228	0	0.00
(c)	CENTRAL / STATE GOVERNMENT(S) VENTURE CAPITAL FUNDS	0	0	0	0	0.0000	0.0000	0	0.00
(d)	INSURANCE COMPANIES	0	0	0	0	0.0000	0.0000	0	0.00
(e)	FILLS	10	106604225	106604225	106604225	49.9113	49.9113	0	0.00
(f)	FOREIGN VENTURE CAPITAL INVESTORS	0	0	0	0	0.0000	0.0000	0	0.00
(g)	QUALIFIED FOREIGN INVESTOR	0	0	0	0	0.0000	0.0000	0	0.00
(h)	ANY OTHERS (Specify)	0	0	0	0	0.0000	0.0000	0	0.00
(i)		0	0	0	0	0.0000	0.0000	0	0.00
SUB TOTAL (B)(1) :		13	107293748	107293748	107293748	50.2341	50.2341	0	0.00
B.2. Non-institutions									
(a)	BODIES CORPORATE	561	58783994	58783994	58783994	27.5222	27.5222	0	0.00
(b)	INDIVIDUAL								
(i)	(CAPITAL UPTO TO Rs. 1 Lakh)	22821	16063549	16046972	16046972	7.5208	7.5208	0	0.00
(ii)	(CAPITAL GREATER	362	19946240	19062553	19062553	9.3387	9.3387	0	0.00



(c)	QUALIFIED FOREIGN INVESTOR	0	0	0	0	0.0000	0.0000	0	0.00
(d)	ANY OTHERS (Specify)								
(i)	TRUSTS	0	0	0	0	0.0000	0.0000	0	0.00
(ii)	CLEARING MEMBER	142	11054761	11054761	0	5.1758	5.1758	0	0.00
(iii)	DIRECTORS	0	0	0	0	0.0000	0.0000	0	0.00
(iv)	RELATIVES								
(v)	EMPLOYEE	0	0	0	0	0.0000	0.0000	0	0.00
(vi)	NON RESIDENT INDIANS (NRI)	111	445215	445215	0	0.2084	0.2084	0	0.00
(vii)	OVERSEAS BODIES CORPORATES UNCLAIMED SUSPENSE ACCOUNT	0	0	0	0	0.0000	0.0000	0	0.00
SUB TOTAL (B)(2) :		23997	106293759	105393495		49.7659	49.7659	0	0.00
Total Public Shareholdin		24010	213587507	212687243		100.0000	100.0000	0	0.00
Total (A) + (B) :		24010	213587507	212687243		100.0000	100.0000	0	0.00
(C) Shares held by Custodians and against which Depository Receipts have been issued									
(a)	SHARES HELD BY CUSTODIANS	0	0	0	0	0.0000	0.0000	0	0.00
(i)	Promoter and Promoter Group	0	0	0	0	0.0000	0.0000	0	0.00
(ii)	Public	0	0	0	0	0.0000	0.0000	0	0.00
SUB TOTAL (C)(1) :		0	0	0	0	0.0000	0.0000	0	0.00
Grand Total (A) + (B) + (C)		24010	213587507	212687243		100.0000	100.0000	0	0.00

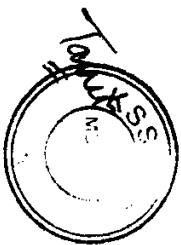


Print Date :	19/11/2014	Page - 1 of 1										
NOTES :	1) NAME, NUMBER OF SHARES HELD & PERCENTAGE OF ENTITIES / PERSONS HOLDING MORE THAN 1% OF THE TOTAL SHARES OF THE COMPANY IS AS PER ANNEXURE											



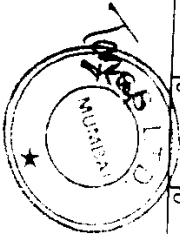
(1)(b) Statement showing holding of securities (including shares, warrants, convertible securities) of persons belonging to the category "PROMOTERS AND PROMOTER GROUP"

Sr. No	Name of the Shareholder	Details of shares held			Encumbered shares (*)			Details of warrants		Details of convertible securities		Total shares (including (XII))
		Number of shares held (III)	As a % of grand total (A)+(B)+(C) (IV)	No. (V)	As a percentage (VI)=(V)/(III)* 100	As a % of grand total (A)+(B)+(C) of sub-clause (I)(a) (VII)	Number of warrants (VIII)	As a % total number of (IX)	Number of convertible (X)	As a % total number of (XI)		
1	TOTAL :				Not Applicable							



(1)(c)(i) Statement showing holding of securities (including shares, warrants, convertible securities) of persons belonging to the category "Public" and holding more than 1% of the total number of shares.

SFC NO	Name of the shareholder	Number of shares held	Shares as a percentage of total shares (i.e. Grand Total(A)+(B)+(C) indicated in Statement at para (1)(a) above)	Details of warrants		Details of convertible securities		Total shares (including underlying shares assuming full conversion of warrants and convertible securities) as a % of diluted share capital
				Number of warrants held	As a % of total number of warrants of the same class	Number of convertible securities held	% w.r.t. total number of convertible securities of the same class	
1	HIGHBLUESKY EMERGING MARKET FUND	20580000	9.63540	0	0	0	0	0
2	AUCTOR INVESTMENTS LTD	20580000	9.63540	0	0	0	0	0
3	ASPIRE EMERGING FUND	20580000	9.63540	0	0	0	0	0
4	INDIA MAX INVESTMENT FUND LIMITED	16656894	7.79860	0	0	0	0	0
5	INDIA FOCUS CARDINAL FUND	9710000	4.54610	0	0	0	0	0
6	KORP SECURITIES LTD. (CM MARGIN)	9008475	4.21770	0	0	0	0	0
7	KII LIMITED	8170734	3.82510	0	0	0	0	0
8	KUVERA FUND LIMITED	6420000	3.00580	0	0	0	0	0
9	SHRIRAM INSIGHT SHARE BROKERS LTD	6329196	2.96330	0	0	0	0	0
10	BIRLA FINANCIAL DISTRIBUTION PRIVATE LIMITED	5648873	2.64480	0	0	0	0	0
11	BASMATI SECURITIES PVT LTD	4729159	2.21420	0	0	0	0	0
12	SAFAL FINSTOCK PRIVATE LIMITED	4427298	2.07280	0	0	0	0	0
13	KGR SECURITIES PRIVATE LIMITED	3250000	1.52160	0	0	0	0	0
14	GROVSNOR INVESTMENT PRIVATE LTD	2910000	1.36240	0	0	0	0	0
15	SUMPOORNA PORTFOLIO FUND LTD	2801000	1.31140	0	0	0	0	0
16	NARESHKUMAR KISHANLAL SARAF	2140000	1.00190	0	0	0	0	0
	TOTAL	143941629	67.39230	0	0	0	0	0




(i)(c)(ii) SFR. NO	Statement showing holding of securities (including shares, warrants, convertible securities) of persons (together with PAC) belonging to the category "Public" and holding more than 5% of the total number of shares of the company	AS ON :	14/11/2014	Number of shares	Shares as a percentage of total number of shares (i.e., Grand Total (A)+(B)+(C) indicated in Statement at para (i)(a) above)	Details of warrants	Number of warrants held	As a % total number of warrants of the same class	Number of convertible securities held	% w.r.t total number of convertible securities of the same class	Total shares (including underlying shares assuming full conversion of warrants and convertible securities) as a % of diluted share capital
	1 HIGHBLUESKY EMERGING MARKET FUND			20,580,000.00	9.640		0	0	0	0	0
	2 AUCTOR INVESTMENTS LTD			20,580,000.00	9.640		0	0	0	0	0
	3 ASPIRE EMERGING FUND			20,580,000.00	9.640		0	0	0	0	0
	4 INDIA MAX INVESTMENT FUND LIMITED			16,656,894.00	7.800		0	0	0	0	0
	TOTAL :			78,396,894.00	36.700		0	0	0	0	0




Statement Showing " LOCKED - IN - SHARES "

(I)(d)				AS ON :	14/11/201
SR NO	NAME	Category	Shares	Per	
1		Not Applicable			
		TOTAL:			



(II) (a) Statement Showing Details of Depository Receipts (DRs)

Unit :	KSS LIMITED	As on Date :	14/1/2014
Sr. No.	Type of Outstanding DR (ADRs, GDRs, SDRs etc.)	No of Outstanding DRs.	No of Shares underlying outstanding DRs.
1	GDRs	TOTAL :	Not Applicable
Shares underlying outstanding DRs as a Percentage of total number of shares (i.e Total (A) + (B) + (C) Indicated in statement at para(I) (a) above)			



(ii) (b) Statement showing Holding of Depository Receipts (DRs) where underlying shares are in excess of 1% of the total number of shares.

Sr.No.	Type of Outstanding DR (ADRs, GDRs, SDRs etc.)	No. of Shares underlying outstanding DRs.	Shares underlying outstanding DRs as a Percentage of total number of shares (i.e Total (A)+(B)+(C) Indicated in Statement at Para (I) (a) above)
1		Not Applicable	
TOTAL :			

