

# JYOTI STRUCTURES LIMITED

Registered & Corporate Office :

Valecha Chambers, 6<sup>th</sup> Floor, New Link Road,  
Oshiwara, Andheri (West), Mumbai - 400 053

Tel. : (91-22) 4091 5000 Fax : (91-22) 40915014 / 15

E-mail : [contact@jssl.in](mailto:contact@jssl.in)

Web site : [www.jssl.in](http://www.jssl.in)

Department of Corporate Services  
Bombay Stock Exchange Limited  
Phiroze Jeejeebhoy Towers  
Dalal Street, Mumbai 400 001

16<sup>th</sup> April, 2014

LHK: RR

Dear Sir

**Scrip Code: 513250**

**Sub: Compliance of Clause 35 of the Listing Agreement**

In compliance with the provisions of Clause 35 of the Listing Agreement, enclosed please find herewith Shareholding Pattern for the quarter ended 31<sup>st</sup> March, 2014 along with enclosures.

You are requested to take the above on record and acknowledge the receipt of the same.

Thanking you,

Yours faithfully,

For **Jyoti Structures Limited**


**L. H. Khilnani**  
**Company Secretary**

Encl: As above

## Introductory sub-table (I)(a)

NAME OF THE COMPANY : JYOTI STRUCTURES LIMITED

SCRIP CODE:

QUARTER ENDED:  
31ST MARCH, 2014

BSE - 513250

NSE - JYOTISTRUC

Partly paid-up shares:-	No. of partly paid-up shares	As a % of total no. of partly paid-up shares	As a % of total no. of shares of the company
Held by promoter/promoter group	0	0	0
Held by public	0	0	0
<b>Total (D)</b>	<b>0</b>	<b>0</b>	<b>0</b>
Outstanding convertible securities:-	No. of outstanding securities	As a % of total no. of outstanding convertible securities	As a % of total no. of shares of the company, assuming full conversion of the convertible securities
Held by promoter/promoter group	0	0	0
Held by public	0	0	0
<b>Total (E)</b>	<b>0</b>	<b>0</b>	<b>0</b>
Warrants:-	No. of warrants	As a % of total no. of warrants	As a % of total no. of shares of the company, assuming full conversion of warrants
Held by promoter/promoter group	0	0.00	0.00
Held by public	0	0.00	0.00
<b>Total (F)</b>	<b>0</b>	<b>0.00</b>	<b>0.00</b>
<b>Total paid-up capital of the company, assuming full conversion of warrants and convertible securities (Grand Total (A+B+C)+ D+E+F )</b>	<b>82,273,822</b>		<b>100.00</b>




STATEMENT SHOWING SHAREHOLDING PATTERN  
NAME OF THE COMPANY : JYOTI STRUCTURES LIMITED  
SCRIP CODE  
BSE - 513250

QUARTER ENDED : 31ST MARCH, 2014


NSE - JYOTISTRUC

Category Code	Category of Shareholder	No. of Share holders	Total No. of Shares	No. of Shares held in dematerialised form	Total Shareholding as a percentage of Total Number of Shares		Shares Pledged or otherwise encumbered	
					As a Percentage of (A + B)	As a Percentage of (A + B + C)	No. of Shares	As a percentage
<b>(A)</b>	<b>Shareholding of Promoter &amp; Promoter Group</b>							
<b>(1)</b>	<b>Indian</b>							
(a)	Individual/Hindu undivided family	33	14,760,926	14,760,926	17.94	17.94	10,383,625	70.35
(b)	Central Govt./State Govt.(s)	0	0	0	0.00	0.00	0	0.00
(c)	Bodies Corporate	4	7,545,965	7,545,965	9.17	9.17	7,369,437	97.66
(d)	Financial Institutions/Banks	0	0	0	0.00	0.00	0	0.00
(e)	Any other (Specify)	0	0	0	0.00	0.00	0	0.00
	<b>Sub -Total (A) (1)</b>	<b>37</b>	<b>22,306,891</b>	<b>22,306,891</b>	<b>27.11</b>	<b>27.11</b>	<b>17,753,062</b>	<b>79.59</b>
<b>(2)</b>	<b>Foreign</b>							
(a)	Individual(Non-Resident Indl./Foreign individuals)	0	0	0	0.00	0.00	0	0.00
(b)	Bodies Corporate	0	0	0	0.00	0.00	0	0.00
(c)	Institualons	0	0	0	0.00	0.00	0	0.00
(d)	Any other (Specify)	0	0	0	0.00	0.00	0	0.00
	<b>Sub -Total (A) (2)</b>	<b>0</b>	<b>0</b>	<b>0</b>	<b>0.00</b>	<b>0.00</b>	<b>0</b>	<b>0.00</b>
	<b>Total Shareholding of Promoter and Promoter Group (A) =(A)(1) + (A) (2)</b>	<b>37</b>	<b>22,306,891</b>	<b>22,306,891</b>	<b>27.11</b>	<b>27.11</b>	<b>17,753,062</b>	<b>79.59</b>
<b>(B)</b>	<b>Public Shareholding</b>							
<b>(1)</b>	<b>Institutions</b>							
(a)	Mutual Funds / UTI	15	13,879,871	13,879,871	16.87	16.87	0	0.00
(b)	Financial Institutions/Banks	17	2,532,257	2,532,257	3.08	3.08	0	0.00
(c)	Central/State Government(s)	0	0	0	0.00	0.00	0	0.00
(d)	Venture Capital Funds	0	0	0	0.00	0.00	0	0.00
(e)	Insurance Companies	0	0	0	0.00	0.00	0	0.00
(f)	FII's	9	526,938	526,688	0.64	0.64	0	0.00
(g)	Foreign Venture Capital	0	0	0	0.00	0.00	0	0.00
(i)	Any Other	0	0	0	0.00	0.00	0	0.00
	<b>Sub-Total (B) (1)</b>	<b>41</b>	<b>16,939,066</b>	<b>16,938,816</b>	<b>20.59</b>	<b>20.59</b>	<b>0</b>	<b>0.00</b>
<b>(2)</b>	<b>Non-Institutions</b>							
(a)	Bodies Corporate	742	6,248,737	6,237,732	7.60	7.60	0	0.00
(b)	Individuals -							
i	Individual Shareholders holding nominal share capital upto Rs. 1 lakh	41,018	23,550,341	22,976,279	28.62	28.62	0	0.00
ii	Individual Shareholders holding nominal share capital in excess of Rs.1 lakhs	29	5,407,370	5,407,370	6.57	6.57	0	0.00
(c)	Qualified Foreign Investor	0	0	0	0.00	0.00	0	0.00
(d)	Any other							
(d-i)	Clearing Member	211	462,396	462,396	0.56	0.56	0	0.00
(d-ii)	NRI	880	7,355,021	7,355,021	8.94	8.94	0	0.00
(d-iii)	Trust	2	4,000	4,000	0.00	0.00	0	0.00
(d-iv)	Overseas Bodies Corporates	0	0	0	0.00	0.00	0	0.00
(d-v)	Unclaimed Suspense Account	0	0	0	0.00	0.00	0	0.00
	<b>Sub-Total (B) (2)</b>	<b>42882</b>	<b>43,027,865</b>	<b>42,442,798</b>	<b>52.30</b>	<b>52.30</b>	<b>0</b>	<b>0.00</b>
	<b>Total Public shareholding = (B)(1) + (B)(2)</b>	<b>42923</b>	<b>59,966,931</b>	<b>59,381,614</b>	<b>72.89</b>	<b>72.89</b>	<b>0</b>	<b>0.00</b>
	<b>TOTAL (A) + (B)</b>	<b>42960</b>	<b>82,273,822</b>	<b>81,688,505</b>	<b>100.00</b>	<b>100.00</b>	<b>17,753,062</b>	<b>21.58</b>
<b>(C)</b>	<b>Shares held by custodians and against which depository receipts have been issued</b>	<b>0</b>	<b>0</b>	<b>0</b>	<b>0.00</b>	<b>0.00</b>	<b>0.00</b>	<b>0.00</b>
1	Promoter and Promoter Group	0	0	0	0.00	0.00	0	0.00
2	Public	0	0	0	0.00	0.00	0	0.00
	<b>GRAND TOTAL (A)+(B)+( C)</b>	<b>42960</b>	<b>82,273,822</b>	<b>81,688,505</b>	<b>100.00</b>	<b>100.00</b>	<b>17,753,062</b>	<b>21.58</b>



**(I)(b) Statement showing holding of securities (including shares, warrants, convertible securities) of persons belonging to the category "Promoter and Promoter Group"**

Sr. No.	Name of the Shareholder	Details of shares held		Encumbered Shares			Details of Warrants		Details of Convertible Securities		Total Shares (including underlying shares assuming full conversion of warrants and convertible securities) as a % of diluted share capital
		Number	Shares as a percentage of total Number of shares (i.e. grand total (A)+(B)+(C) indicated in statement as para (I) (a) above	Number	As a %	As a % of grand total (A) + (B) + (C) of sub - clause (I)(a)	No. of Warrants held	As a % total number of warrants of the same class	No. of Convertible Securities held	% w.r.t total no. of convertible securities of the same class	
<b>A</b>	<b>PROMOTERS INDIVIDUALS</b>										
1	K R Thakur	2,340,973	2.85	1,889,873	80.73	2.30	0	0.00	0	0.00	0.00
2	K R Thakur	1,315,000	1.60	1,315,000	100.00	1.60	0	0.00	0	0.00	0.00
3	Prakash K Thakur	3,426,082	4.16	3,417,741	99.76	4.15	0	0.00	0	0.00	0.00
4	Prakash K Thakur	1,516,406	1.84	1,516,406	100.00	1.84	0	0.00	0	0.00	0.00
5	Raj K Thakur	985,047	1.20	835,047	84.77	1.01	0	0.00	0	0.00	0.00
6	Raj K Thakur	849,070	1.03	849,070	100.00	1.03	0	0.00	0	0.00	0.00
7	Raj K Thakur	560,488	0.68	560,488	100.00	0.68	0	0.00	0	0.00	0.00
8	Raj K Thakur	88,000	0.11	0.00	0.00	0.00	0	0.00	0	0.00	0.00
9	Harish C Mirchandani	250,000	0.30	0.00	0.00	0.00	0	0.00	0	0.00	0.00
10	Sanjay Mirchandani	448,500	0.55	0.00	0.00	0.00	0	0.00	0	0.00	0.00
11	Sanjay Mirchandani	2,315	0.00	0.00	0.00	0.00	0	0.00	0	0.00	0.00
12	Sanjay Mirchandani	19,185	0.02	0.00	0.00	0.00	0	0.00	0	0.00	0.00
13	Neeta Mirchandani	391,876	0.48	0.00	0.00	0.00	0	0.00	0	0.00	0.00
14	Neeta Mirchandani	95,000	0.12	0.00	0.00	0.00	0	0.00	0	0.00	0.00
15	Neeta Mirchandani	13,124	0.02	0.00	0.00	0.00	0	0.00	0	0.00	0.00
16	Kishore Mirchandani	372,205	0.45	0.00	0.00	0.00	0	0.00	0	0.00	0.00
17	Kishore Mirchandani	104,050	0.13	0.00	0.00	0.00	0	0.00	0	0.00	0.00
18	Vijay Mirchandani	369,500	0.45	0.00	0.00	0.00	0	0.00	0	0.00	0.00
19	Vijay Mirchandani	43,921	0.05	0.00	0.00	0.00	0	0.00	0	0.00	0.00
20	Vijay Mirchandani	12,379	0.02	0.00	0.00	0.00	0	0.00	0	0.00	0.00
21	Seema Mirchandani	225,030	0.27	0.00	0.00	0.00	0	0.00	0	0.00	0.00
22	Seema Mirchandani	205,000	0.25	0.00	0.00	0.00	0	0.00	0	0.00	0.00
23	Seema Mirchandani	19,970	0.02	0.00	0.00	0.00	0	0.00	0	0.00	0.00
24	Madanlal L Valecha	394,975	0.48	0.00	0.00	0.00	0	0.00	0	0.00	0.00
25	G. L Valecha	160,000	0.19	0.00	0.00	0.00	0	0.00	0	0.00	0.00
26	Bela Valecha	192,750	0.23	0.00	0.00	0.00	0	0.00	0	0.00	0.00
27	Naresh G Valecha	80,225	0.10	0.00	0.00	0.00	0	0.00	0	0.00	0.00
28	Deepak M Valecha	61,200	0.07	0.00	0.00	0.00	0	0.00	0	0.00	0.00
29	Mohini Valecha	70,935	0.09	0.00	0.00	0.00	0	0.00	0	0.00	0.00
30	Rajesh Valecha	57,300	0.07	0.00	0.00	0.00	0	0.00	0	0.00	0.00
31	Roopa N Valecha	54,250	0.07	0.00	0.00	0.00	0	0.00	0	0.00	0.00
32	Varsha Valecha	27,060	0.03	0.00	0.00	0.00	0	0.00	0	0.00	0.00
33	Varsha Valecha	9,110	0.01	0.00	0.00	0.00	0	0.00	0	0.00	0.00
	<b>Total (A)</b>	<b>14,760,926</b>	<b>17.94</b>	<b>10,383,625</b>	<b>70.35</b>	<b>12.62</b>	<b>0</b>	<b>0</b>	<b>0</b>	<b>0.00</b>	<b>0.00</b>
<b>B</b>	<b>BODY CORPORATES</b>										
1	Valecha Infrastructure Ltd.	5,431,400	6.60	5,431,400	100.00	6.60	0	0	0	0.00	0.00
2	Val-Mir Constructions Pvt.Ltd.	59,365	0.07	0.00	0.00	0.00	0	0	0	0.00	0.00
3	Surya India Fingrowth Private Ltd	709,000	0.86	709,000	100.00	0.86	0	0	0	0.00	0.00
4	Surya India Fingrowth Private Ltd	1,346,200	1.64	1,229,037	91.30	1.49	0	0	0	0.00	0.00
	<b>Total (B)</b>	<b>7,545,965</b>	<b>9.17</b>	<b>7,369,437</b>	<b>97.66</b>	<b>8.96</b>	<b>0</b>	<b>0.00</b>	<b>0</b>	<b>0.00</b>	<b>0.00</b>
	<b>Grand Total (A)+(B)</b>	<b>22,306,891</b>	<b>27.11</b>	<b>17,753,062</b>	<b>79.59</b>	<b>21.58</b>	<b>0.00</b>	<b>0.00</b>	<b>0</b>	<b>0.00</b>	




(I) (c) (i) Statement showing holding of securities (including shares, warrants, convertible securities) of persons belonging to the category "Public" and holding more than 1% of the total number of shares

Sr. No.	Name of the Shareholder	No. of Shares held	Shares as a percentage of total Number of shares (I.e. grand total (A)+(B)+(C) indicated in statement as para (I) (a) above	Details of Warrants		Details of convertible securities		Total Shares (including underlying shares assuming full conversion of warrants and convertible securities) as a % of diluted share capital
				No. of warrants held	As a % of total no. of warrants of the same class	No. of convertible securities held	% w.r.t. total no. of convertible securities of the same class	
1	Reliance Capital Trustee Co. Ltd.A/c. Reliance Diversified Power Sector Fund	4,614,900	5.61	0	0.00	0	0.00	0.00
2	Maresh Dinkar Vaze	2,100,000	2.55	0	0.00	0	0.00	0.00
3	SBI Infrastructure Fund	2,006,853	2.44	0	0.00	0	0.00	0.00
4	Mohan Doulatram Asnani	1,787,500	2.17	0	0.00	0	0.00	0.00
5	Mukesh Raghmal Chetwani	1,541,015	1.87	0	0.00	0	0.00	0.00
6	UTI Infrastructure Fund	1,500,000	1.82	0	0.00	0	0.00	0.00
7	Birla Sun Life Trustee Company Private Limited A/c Birla Sun Life Pure Value Fund	1,444,458	1.76	0	0.00	0	0.00	0.00
8	Bina Mohan Asnani	1,271,115	1.54	0	0.00	0	0.00	0.00
9	LIC Of India Market Plus-1 Growth Fund	1,176,664	1.43	0	0.00	0	0.00	0.00
10	Birla Sun Life Trustee Company Private Limited A/c Birla Sun Life Dividend Yield Plus	909,100	1.10	0	0.00	0	0.00	0.00
	<b>TOTAL</b>	<b>18,351,605</b>	<b>22.31</b>	<b>0</b>	<b>0.00</b>	<b>0</b>	<b>0.00</b>	<b>0.00</b>




(I) (c) (ii) Statement showing holding of securities (including shares, warrants, convertible securities) of persons (together with PAC) belonging to the category "Public" and holding more than 5% of the total number of shares of the company

Sr. No.	Name(s) of the Shareholder(s) and the Persons Acting in Concert (PAC) with them	No. of Shares	Shares as a percentage of total Number of shares (i.e. grand total (A)+(B)+(C) indicated in statement as para (I) (a) above	Details of Warrants		Details of convertible securities		Total Shares (including underlying shares assuming full conversion of warrants and convertible securities) as a % of diluted share capital
				No. of warrants held	As a % of total no. of warrants of the same class	No. of convertible securities held	% w.r.t. total no. of convertible securities of the same class	
1	Reliance Capital Trustee Co. Ltd./c. Reliance Diversified Power Sector Fund	4,614,900	5.61	0	0.00	0	0.00	0.00
	<b>TOTAL</b>	<b>4,614,900</b>	<b>5.61</b>	<b>0</b>	<b>0.00</b>	<b>0</b>	<b>0.00</b>	<b>0.00</b>




**(I) (d) Statement showing details of Locked in shares**

<b>Sr. No.</b>	<b>Name of the Shareholder</b>	<b>No. of Locked-In Shares</b>	<b>Locked in Shares as a percentage of total Number of shares (i.e. grand total (A) + (B)+(C) indicated in statement as para (I) (a) above</b>	<b>Promoter / Promoter Group / Public</b>
<b>NOT APPLICABLE</b>				
	<b>TOTAL</b>	-	-	



**(II) (a) Statement showing details of Depositories Receipts**

Sr. No.	Type of outstanding DR (ADRs, GDRs, SDRs etc.)	No. of Outstanding DRs	No. of shares underlying Outstanding DRs	Shares underlying outstanding DRs as a percentage of total number of shares (i.e. grand total (A) +(B)+© indicated in statement at para (I)(a) above
Not Applicable				
	TOTAL			





**(II) (b) Statement showing holding of Depositories Receipts (DRs), where underlying shares held by "promoter / promoter group" are in excess of 1% of the Total Number of Shares**

Sr. No.	Name of the DR Holder	Type of Outstanding DR (ADRs, GDRs, SDRs, etc.)	No. of shares underlying Outstanding DRs	Shares underlying outstanding DRs as a percentage of total number of shares (i.e. grand total (A)+(B)+(C) indicated in statement at para (I)(a) above
Not Applicable				
	<b>TOTAL</b>			

