


(1)(a) STATEMENT SHOWING SHAREHOLDING PATTERN IN CLAUSE-35

Name of the Company : Just Dial Limited			
Scrip Code:	535648	Name of the Scrip: Just Dial Limited	
Class of Security:			
Quarter Ended:	30/09/2014		
Partly paid-up shares	No. of partly paid-up shares	As a % of total no. of partly paid-up shares	As a % of total no. of shares of the Company.
Held by promoter/promoter group	0	0	0
Held by Public	0	0	0
Total:	0	0	0
Outstanding convertible securities:	No. of outstanding securities	As a % of total no. of outstanding convertible securities.	As a % of total no. of shares of the Company assuming full conversion of the convertible securities
Held by promoter/promoter group	0	0	0
Held by Public	0	0	0
Total:	0	0	0
Warrants:	No. of warrants	As a % of total no. of warrants	As a % of total no. of shares of the Company, assuming full conversion of warrants
Held by promoter/promoter group	0	0	0
Held by Public	0	0	0
Total:	0	0	0
Total paid-up capital of the Company, assuming full conversion of warrants and convertible securities	70170722	0	100.00



Just Dial Limited

CIN NO: L74140MH1993PLC150054


Registered & Corporate Office : Palm Court Building M, 501/B, 5th Floor, New Link Road, Besides Goregaon Sports Complex, Malad West, Mumbai - 400064

Tel. : 022-28884060 / 66976666 • Fax : 022-28823789


Mumbai, Delhi, Kolkata, Chennai, Bangalore, Pune, Hyderabad, Ahmedabad, Coimbatore, Jaipur and Chandigarh

☎ 08888888888 | www.justdial.com

CATEGORY CODE	CATEGORY OF SHAREHOLDER	NO OF SHAREHOLDERS	TOTAL NUMBER OF SHARES	NO OF SHARES HELD IN DEMATERIALIZED FORM	TOTAL SHAREHOLDING AS A % OF TOTAL NO OF SHARES		SHARES PLEDGE OR OTHERWISE ENCUMBERED	
					AS a PERCENTAGE of (A+B)	As a PERCENTAGE of (A+B+C)	NUMBER OF SHARES	AS a PERCENTAGE
(I)	(II)	(III)	(IV)	(V)	(VI)	(VII)	(VIII)	(IX) = (VIII) / (VI) * 100
(A)	PROMOTER AND PROMOTER GROUP							
(1)	INDIAN							
(a)	Individual /HUF	5	23149199	23149199	32.99	32.99	0	0.00
(b)	Central Government/State Government(s)	0	0	0	0.00	0.00	0	0.00
(c)	Bodies Corporate	0	0	0	0.00	0.00	0	0.00
(d)	Financial Institutions / Banks	0	0	0	0.00	0.00	0	0.00
(e)	Others	0	0	0	0.00	0.00	0	0.00
	Sub-Total A(1) :	5	23149199	23149199	32.99	32.99	0	0.00
(2)	FOREIGN							
(a)	Individuals (NRIs/Foreign Individuals)	0	0	0	0.00	0.00	0	0.00
(b)	Bodies Corporate	0	0	0	0.00	0.00	0	0.00
(c)	Institutions	0	0	0	0.00	0.00	0	0.00
(d)	Qualified Foreign Investor	0	0	0	0.00	0.00	0	0.00
(e)	Others	0	0	0	0.00	0.00	0	0.00
	Sub-Total A(2) :	0	0	0	0.00	0.00	0	0.00
	Total A=A(1)+A(2)	5	23149199	23149199	32.99	32.99	0	0.00
(B)	PUBLIC SHAREHOLDING							
(1)	INSTITUTIONS							
(a)	Mutual Funds /UTI	32	208207	208207	0.30	0.30		
(b)	Financial Institutions /Banks	3	6358	6358	0.01	0.01		
(c)	Central Government / State Government(s)	0	0	0	0.00	0.00		
(d)	Venture Capital Funds	0	0	0	0.00	0.00		
(e)	Insurance Companies	0	0	0	0.00	0.00		
(f)	Foreign Institutional Investors	173	18693661	18693661	26.64	26.64		
(g)	Foreign Venture Capital Investors	1	2995123	2995123	4.27	4.27		
(h)	Qualified Foreign Investor	0	0	0	0.00	0.00		
(i)	Others	0	0	0	0.00	0.00		
	Sub-Total B(1) :	209	21903349	21903349	31.21	31.21		
(2)	NON-INSTITUTIONS							
(a)	Bodies Corporate	454	314861	314861	0.45	0.45		
(b)	Individuals							
	(I) Individuals holding nominal share capital upto Rs.1 lakh	10962	711519	703368	1.01	1.01		
	(II) Individuals holding nominal share capital in excess of Rs.1 lakh	20	802216	785416	1.14	1.14		
(c)	Others							
	FOREIGN BODIES	6	23225500	23225500	33.10	33.10		
	NON RESIDENT INDIANS	169	25629	25629	0.04	0.04		
	CLEARING MEMBERS	149	38449	38449	0.05	0.05		
(d)	Qualified Foreign Investor	0	0	0	0.00	0.00		
	Sub-Total B(2) :	11760	25118174	25093223	35.80	35.80		
	Total B=B(1)+B(2) :	11969	47021523	46996572	67.01	67.01		
	Total (A+B) :	11974	70170722	70145771	100.00	100.00		
(C)	Shares held by custodians, against which Depository Receipts have been issued							
(1)	Promoter and Promoter Group							
(2)	Public	0	0	0	0.00	0.00		
	GRAND TOTAL (A+B+C) :	11974	70170722	70145771	100.00	0.00	0	0.00




(D/b) Statement showing holding of securities (including shares, warrants, convertible securities) of persons belonging to the category "Promoter and Promoter Group"												
Sr.No	Name of the Shareholder	Details of Shares held		Encumbered shares (*)			Details of Warrants		Details of convertible securities		Total Shares (including underlying shares assuming full conversion of warrants and convertible securities) as a % of diluted share capital	
		No. of Shares held	As a % of grand total (A)+(B)+(C)	Pledge Shares	AS a percentage	AS a % of grand total (A) + (B) + (C) of sub-class (I(a))	Number of warrants held	As a % total number of warrants of the same class	Number of convertible securities held	As a % total number of convertible securities of the same class		
(I)	(II)	(III)	(IV)	(V)	(VI)-(V)/I	(VII)	(VIII)	(IX)	(X)	(XI)	(XII)	
1	Venkatachalam Sthani Subramani	19193175	27.35	0	0.00	0.00	0	0.00	0	0.00	27.35	
2	V. Krishnan	1415365	2.02	0	0.00	0.00	0	0.00	0	0.00	2.02	
3	Ramani Iyer	1415111	2.02	0	0.00	0.00	0	0.00	0	0.00	2.02	
4	Venkatachalam Sthani Subramani Jointly with V. Krishnan	580836	0.83	0	0.00	0.00	0	0.00	0	0.00	0.83	
5	Anita Mani	544712	0.78	0	0.00	0.00	0	0.00	0	0.00	0.78	
	TOTAL :	23149199	32.99	0	0.00	0.00	0	0.00	0	0.00	32.99	




(I)(c)(ii) Statement showing holding of securities (including shares, warrants, convertible securities) of persons belonging to the category "Public" and holding more than 1% of the total number of shares								
Sr.No.	Name of the shareholder	Number of shares held	Shares as a percentage of total number of shares (i.e., Grant total (A)+(B)+(C) indicated in Statement at para (I)(a) above)	Details of warrants		Details of convertible securities		Total shares (including underlying shares assuming full conversion of warrants and convertible securities) as a % of (issued share capital)
				Number of warrants held	As a % total number of warrants of the same class	Number of convertible securities held	% w.r.t total number of convertible securities of the same class	
1	Saif II Mauritius Company Limited	6826001	9.73	0	0.00	0	0.00	9.73
2	Tiger Global Four JD Holdings	5770880	8.22	0	0.00	0	0.00	8.22
3	Tiger Global Five Indian Holdings	3578012	5.10	0	0.00	0	0.00	5.10
4	Sequoia Capital India Investments III	3278977	4.67	0	0.00	0	0.00	4.67
5	SCI Growth Investments II	2995133	4.27	0	0.00	0	0.00	4.27
6	Sequoia Capital India Growth Investment Holdings I	2995123	4.27	0	0.00	0	0.00	4.27
7	Morgan Stanley Asia (Singapore) PTE	1699190	2.42	0	0.00	0	0.00	2.42
8	Goldman Sachs (Singapore) PTE	1162820	1.66	0	0.00	0	0.00	1.66
9	Thornburg Investment Trust A/C Thornburg Developing World Fund	1082322	1.54	0	0.00	0	0.00	1.54
10	Tree Line Asia Master Fund (Singapore) PTE Ltd	790682	1.13	0	0.00	0	0.00	1.13
11	SAPV Mauritius	776497	1.11	0	0.00	0	0.00	1.11
TOTAL :		30955637	44.11	0	0.00	0	0.00	44.11



(D)(e)(ii) Statement showing holding of securities (including shares, warrants, convertible securities) of persons (together with PAC) belonging to the category "Public" and holding more than 5% of the total number of shares of the company								
Sr.No.	Name(s) of the shareholder(s) and the Persons Acting in Concert (PAC) with them	Number of shares held	Shares as a percentage of total number of shares (i.e., Grant total (A)+(B)+(C) indicated in Statement at para (I)(a) above)	Details of warrants		Details of convertible securities		Total shares (including underlying shares assuming full conversion of warrants and convertible securities) as a % of diluted share capital)
				Number of warrants held	As a % total number of warrants of the same class	Number of convertible securities held	% w.r.t total number of convertible securities of the same class	
1	Salf H Mauritius Company Limited	6826001	9.73	0	0.00	0	0.00	9.73
2	Tiger Global Four JD Holdings	5770880	8.22	0	0.00	0	0.00	8.22
3	Tiger Global Five Indian Holdings	3578012	5.10	0	0.00	0	0.00	5.10
	TOTAL :	16174893	23.05	0	0.00	0	0.00	23.05



(I)(d) STATEMENT SHOWING DETAILS OF LOCKED-IN SHARES"				
Sr.No.	Name of the shareholder	Number of locked-in shares	Locked-in shares as a (%) percentage of total number of shares (I.e, Grand Total (A)+(B)+(C) Indicated in Statement at para (I)(a) above)	Promoter/Promoter Group/Public
1	Venkatachalam Sthanu Subramani	11948430	17.03	Promter/Promoter Group
2	V. Krishnan	855233	1.22	Promter/Promoter Group
3	Ramani Iyer	855080	1.22	Promter/Promoter Group
4	Anita Mani	329142	0.47	Promter/Promoter Group
	TOTAL :	13987885	19.93	



(II)(a) STATEMENT SHOWING DETAILS OF DEPOSITORY RECEIPTS (DRS)				
Sr.No.	Type of outstanding DR (ADRs, GDRs, SDRs, etc.)	Number of outstanding DRs	Number of shares underlying outstanding DRs	Shares underlying outstanding DRs as a percentage of total number of shares (i.e., Grand Total (A)+(B)+(C) indicated in Statement at Para(I)(a) above)
	TOTAL :	0	0	0



(II)(b) Statement showing Holding of Depository Receipts (DRs), where underlying shares held by "Promoter/Promoter group" are in excess of 1% of the total number shares.

Sr.No.	Name of the DR Holder	Type of outstanding DR (ADRs,GDRs,SDRs,etc.)	Number of shares underlying outstanding DRs	Shares underlying outstanding DRs as a percentage of total number of shares (i.e., Grand Total (A)+(B)+(C) indicated in Statement at para(I)(a) above)
			0	0
TOTAL :			0	0

