


(I) (a) Statement showing Shareholding Pattern

Name of the Company: JUBILANT LIFE SCIENCES LIMITED			
Scrip Code : 530019	Name of the scrip: JUBILANT	Class of Security : EQUITY	
Quarter ended: September 30, 2014			
Partly paid-up shares:-	No. of partly paid-up shares	As a % of total no. of partly paid-up Shares	As a % of total no. of shares of the company
Held by promoter/promoter group	Nil	Nil	Nil
Held by public	Nil	Nil	Nil
Total	Nil	Nil	Nil
Outstanding convertible securities:-	No. of outstanding securities	As a % of total no. of outstanding convertible securities	As a % of total no. of shares of the company, assuming full conversion of the convertible
Held by promoter/promoter group	Nil	Nil	Nil
Held by public	Nil	Nil	Nil
Total	Nil	Nil	Nil
Warrants:-	No. of warrants	As a % of total no. of warrants	As a % of total no. of shares of the company, assuming full conversion of Warrants
Held by promoter/promoter group	Nil	Nil	Nil
Held by public	Nil	Nil	Nil
Total	Nil	Nil	Nil
Total paid-up capital of the company, assuming full conversion of warrants and convertible securities	No change in the paid-up capital, since no warrants and convertible securities are outstanding Present paid-up : Rs.15,92,81,139 (15,92,81,139 equity shares of Re.1 each)		




Category code	Category of Shareholder	Number of Shareholders	Total number of shares	Number of Shares held in dematerialized form	Total shareholding as a percentage of total number of shares		Shares pledged or otherwise encumbered	
					As a percentage of (A+B)	As a percentage of (A+B+C)	Number of shares	As a percentage
(A)	Promoter and Promoter Group							
(1)	Indian							
(a)	Individuals/ Hindu Undivided Family	5	1903435	1903435	1.20	1.20	-	-
(b)	Central Government/ State Government(s)	-	-	-	-	-	-	-
(c)	Bodies Corporate	6	78577176	78577176	49.33	49.33	10715000	13.64
(d)	Financial Institutions/ Banks	-	-	-	-	-	-	-
(e)	Any Other (specify)	-	-	-	-	-	-	-
	Sub-Total (A)(1)	11	80480611	80480611	50.53	50.53	10715000	13.31
(2)	Foreign							
(a)	Individuals (Non-Resident Individuals / Foreign Individuals)	-	-	-	-	-	-	-
(b)	Bodies Corporate	3	5570445	5,570,445	3.50	3.50	-	-
(c)	Institutions	-	-	-	-	-	-	-
(d)	Any Other (specify)	-	-	-	-	-	-	-
	Sub-Total (A)(2)	3	5570445	5,570,445	3.50	3.50	-	-
	Total Shareholding of Promoter and Promoter Group (A)= (A)(1)+(A)(2)	14	86051056	86051056	54.02	54.02	10715000	12.45
(B)	Public Shareholding							
(1)	Institutions							
(a)	Mutual Funds/ UTI	7	2146616	2146616	1.35	1.35	-	-
(b)	Financial Institutions/ Banks	10	1134349	1133749	0.71	0.71	-	-
(c)	Central Government/ State Government (s)	-	-	-	-	-	-	-
(d)	Venture Capital Funds	-	-	-	-	-	-	-
(e)	Insurance Companies	-	-	-	-	-	-	-
(f)	Foreign Institutional Investors	68	24272564	24272564	15.24	15.24	-	-
(g)	Foreign Venture Capital Investors	-	-	-	-	-	-	-
(h)	Qualified Foreign Investor	-	-	-	-	-	-	-
(i)	Any Other (specify)	-	-	-	-	-	-	-
(i) i	Foreign Financial Institutions	1	11380339	11380339	7.14	7.14	-	-
	Sub-Total (B)(1)	86	38933868	38933268	24.44	24.44	-	-
(2)	Non-institutions							
(a)	Bodies Corporate	760	10108769	10105329	6.35	6.35	-	-
(b)	Individuals -							
	i. Individual shareholders holding nominal share capital up to Rs. 1 lakh.	24128	13329593	11974545	8.37	8.37	-	-
	ii. Individual shareholders holding nominal share capital in excess of Rs. 1 lakh.	3	546418	546418	0.34	0.34	-	-
(c)	Qualified Foreign Investor	1	272378	272378	0.17	0.17	-	-
(d)	Any Other (specify)	-	-	-	-	-	-	-
(d-i)	Trust	10	5098545	5098545	3.20	3.20	-	-
(d-ii)	Non-Resident Individuals	669	1079296	1013896	0.68	0.68	-	-
(d-iii)	Foreign Portfolio Investor	1	3861216	3861216	2.42	2.42	-	-
	Sub-Total (B)(2)	25572	34296215	32872327	21.53	21.53	-	-
	Total Public Shareholding (B)= (B)(1)+(B)(2)	25658	73230083	71805595	45.98	45.98	-	-
	TOTAL (A)+(B)	25672	159281139	157856651	100.00	100.00	10715000	6.73
(C)	Shares held by Custodians and against which Depository Receipts have been issued							
1	Promoter and Promoter Group							
2	Public							
	GRAND TOTAL (A)+(B)+(C)	25672	159281139	157856651	100.00	100.00	10715000	6.73




(1)(b) Statement showing holding of securities (including shares, warrants, convertible securities) of persons belonging to the category “Promoter and Promoter Group”

Sr. No.	Name of the shareholder	Details of shares held		Encumbered shares			Details of warrants		Details of convertible securities		Total shares (including underlying shares assuming full conversion of warrants and convertible securities) as a % of diluted share capital
		No. of shares held	As a % of grand total	Number	As a percentage	As a % of grand total (A)+(B)+(C) of sub-clause(I)(a)	Number of warrants held	As a % total number of warrants of the same class	Number of convertible securities held	As a % total number of convertible securities of the same class	
1	Mr Hari Shankar Bhartia	360885	0.23		-	-					
2	Mr Shyam Sunder Bhartia	1399935	0.88		-	-					
3	Mr Priyavrat Bhartia	3085	0.00		-	-					
4	Mr Shamit Bhartia	129245	0.08		-	-					
5	Mrs Kavita Bhartia	10285	0.01		-	-					
6	Jubilant Stock Holding Private Limited	29676992	18.63	10715000	36.11	6.73					
7	Vam Holdings Ltd.	5681400	3.57		-	-					
8	SSB Consultants and Management Services Pvt. Ltd.	21007665	13.19		-	-					
9	F-SB Corporate Consultants Pvt. Ltd.	18698979	11.74		-	-					
10	Jaytee Pvt. Ltd.	7600	0.00		-	-					
11	Nikita Resources Pvt. Ltd.	3504540	2.20		-	-					
12	Fance Investment Holdings Ltd	2400000	1.51		-	-					
13	Cumin Investments Ltd.	2400000	1.51		-	-					
14	Torino Overseas Limited	770445	0.48		-	-					
TOTAL		86051056	54.02	10715000	12.45	6.73					



(I)(c) (i) Statement showing holding of securities (including shares, warrants, convertible securities) of persons belonging to the category “Public” and holding more than 1% of the total number of shares

Sr. No.	Name of the shareholder	No. of shares held	Shares as a percentage of total number of shares	Details of warrants		Details of convertible securities		Total shares (including underlying shares assuming full conversion of warrants and convertible securities) as a % of diluted share capital
				Number of warrants held	As a % total number of warrants of the same class	Number of convertible securities held	% w.r.t total number of convertible securities of the same class	
1	Deutsche Securities Mauritius Limited	3861216	2.42	-	-	-	-	-
2	Samena Special Situations Mauritius	7624151	4.79	-	-	-	-	-
3	Danske InvestManagement Company S.A. A/c Danske Invest SICAV-SIF-Emerging and Frontier Markets SMID	2165000	1.36					
4	Government Pension Fund Global	3520000	2.21					
5	GA Global Investments Limited	11380339	7.14	-	-	-	-	-
6	GHI LTP Ltd	1773894	1.11					
7	Jubilant Employees Welfare Trust	4833496	3.03					
8	JLL- Unclaimed Suspense Account (Transferred in terms of Clause 5A of the Listing Agreement)	2551830	1.60					
	Total	37709926	23.68	-	-	-	-	-



(I)(c) (ii) Statement showing holding of securities (including shares, warrants, convertible securities) of persons (together with PAC) belonging to the category "Public" and holding more than 5% of the total number of shares of the Company

Sr. No.	Name(s) of the shareholder(s) and the Perons Acting in Concert (PAC) with them	No. of shares held	Shares as a percentage of total number of shares	Details of warrants		Details of convertible securities		Total shares (including underlying shares assuming full conversion of warrants and convertible securities) as a % of diluted share capital
				Number of warrants held	As a % total number of warrants of the same class	Number of convertible securities held	% w.r.t total number of convertible securities of the same class	
1	GA Global Investments Limited	11380339	7.14	-	-	-	-	-



(I)(d) Statement showing details of locked-in shares

Sr. No.	Name of the shareholder	Number of locked-in shares	Locked-in shares as a percentage of total number of shares {i.e., Grand Total (A)+(B)+(C) indicated in Statement at para (I)(a) above}	Promoter/Promoter Group /Public
	Nil	Nil	Nil	
TOTAL				

(II) (a) Statement showing details of Depository Receipts (DRs)

Sr. No.	Type of outstanding DR (ADRs, GDRs, SDRs, etc.)	Number of outstanding DRs	Number of shares underlying outstanding DRs	Shares underlying outstanding DRs as a percentage of total number of shares {i.e., Grand Total (A)+(B)+(C) indicated in Statement at para (I)(a) above}
1	Nil	Nil	Nil	Nil
TOTAL		-	-	-

(II)(b) Statement showing holding of Depository Receipts (DRs), where underlying shares held by 'promoter/promoter group' are in excess of 1% of the total number of shares

Sr. No.	Name of the DR Holder	Type of outstanding DR (ADRs, GDRs, SDRs, etc.)	Number of shares underlying outstanding DRs	Shares underlying outstanding DRs as a percentage of total number of shares {i.e., Grand Total (A)+(B)+(C) indicated in Statement at para (I)(a) above}
1	Nil	Nil	Nil	Nil
TOTAL		-	-	-

(III) (a) Statement showing the voting pattern of shareholders, if more than one class of shares/securities is issued by the issuer

Not applicable, since the Company has not issued any class of securities other than Equity.

