



Introductory sub-table (I)(a)

Name of the Company: Jubilant Industries Limited			
Scrip Code: - 533320	Name of the scrip: JUBLIND	Class of security: Equity	
Quarter ended: September 30, 2014			
Partly paid-up shares:-	No. of partly paid-up shares	As a % of total no. of partly paid-up shares	As a % of total no. of shares of the company
Held by promoter/promoter group	0	0	0
Held by public	0	0	0
Total-D	0	0	0
Outstanding convertible securities:-	No. of outstanding securities	As a % of total no. of outstanding convertible securities	As a % of total no. of shares of the company, assuming full conversion of the convertible securities
Held by promoter/promoter group	0	0	0
Held by public	0	0	0
Total-E	0	0	0
Warrants:-	No. of warrants	As a % of total no. of warrants	As a % of total no. of shares of the company, assuming full conversion of warrants
Held by promoter/promoter group	0	0	0
Held by public	0	0	0
Total-F	0	0	0
Total paid-up capital of the company, assuming full conversion of warrants and convertible securities		Rs. 11,84,94,040 (1,18,49,404 equity shares of ₹ 10/-each)	



Statement Showing Shareholding Pattern								
Category code	Category of Shareholder	Number of Shareholders	Total number of shares	Number of shares held in dematerialized form	Total shareholding as a percentage of total number of shares		Shares Pledged or otherwise encumbered	
					As a percentage of (A+B) ¹	As a percentage of (A+B+C)	Number of shares	As a percentage (IX)= (VIII)/(IV)* 100
(I)	(II)	(III)	(IV)	(V)	(VI)	(VII)	(VIII)	(IX)
(A)	Shareholding of Promoter and Promoter Group							
1	Indian							
(a)	Individuals/ Hindu Undivided Family	7	101323	101323	0.86	0.86	0	0.00
(b)	Central Government/ State Government(s)	0	0	0	0.00	0.00	0	0.00
(c)	Bodies Corporate	8	7786792	7786792	65.71	65.71	0	0.00
(d)	Financial Institutions/ Banks	0	0	0	0.00	0.00	0	0.00
(e)	Any Others (Specify)	0	0	0	0.00	0.00	0	0.00
	Sub Total(A)(1)	15	7888115	7888115	66.57	66.57	0	0.00
2	Foreign							
a	Individuals (Non-Residents Individuals/ Foreign Individuals)	0	0	0	0.00	0.00	0	0.00
b	Bodies Corporate	3	278522	278522	2.35	2.35	0	0.00
c	Institutions	0	0	0	0.00	0.00	0	0.00
d	Qualified Foreign Investor	0	0	0	0.00	0.00	0	0.00
e	Any Others (Specify)	0	0	0	0.00	0.00	0	0.00
	Sub Total(A)(2)	3	278522	278522	2.35	2.35	0	0.00
	Total Shareholding of Promoter and Promoter Group (A)= (A)(1)+(A)(2)	18	8166637	8166637	68.92	68.92	0	0.00
(B)	Public shareholding							
1	Institutions							
(a)	Mutual Funds/ UTI	3	645	105	0.01	0.01	0	0.00
(b)	Financial Institutions/ Banks	14	3697	2634	0.03	0.03	0	0.00
(c)	Central Government/ State Government(s)	0	0	0	0.00	0.00	0	0.00
(d)	Venture Capital Funds	0	0	0	0.00	0.00	0	0.00
(e)	Insurance Companies	0	0	0	0.00	0.00	0	0.00
(f)	Foreign Institutional Investors	6	887959	887799	7.49	7.49	0	0.00
(g)	Foreign Venture Capital Investors	0	0	0	0.00	0.00	0	0.00
(h)	Qualified Foreign Investor	0	0	0	0.00	0.00	0	0.00
(i)	Any Other (specify)	0	0	0	0.00	0.00	0	0.00
	Sub-Total (B)(1)	23	892301	890538	7.53	7.53	0	0.00
B 2	Non-institutions							
(a)	Bodies Corporate	372	293122	292018	2.47	2.47	0	0.00
(b)	Individuals							
	Individuals -i. Individual shareholders holding nominal share capital up to Rs 1 lakh	17020	1318788	1172550	11.13	11.13	0	0.00
1	ii. Individual shareholders holding nominal share capital in excess of Rs. 1 lakh.	21	831710	831710	7.02	7.02	0	0.00
(c)	Qualified Foreign Investor	0	0	0	0.00	0.00	0	0.00
(d)	Any Other (specify)							
(d-i)	The Custodian Special Court	1	2850	0	0.02	0.02	0	0
(d-ii)	Trust	3	192089	192089	1.62	1.62	0	0
(d-iii)	Non-Resident Individuals	729	151907	141605	1.28	1.28	0	0.00
	Sub-Total (B)(2)	18146	2790466	2629972	23.55	23.55	0.00	0.00
(B)	Total Public Shareholding (B)= (B)(1)+(B)(2)	18169	3682767	3520510	31.08	31.08	0	0.00
	TOTAL (A)+(B)	18187	11849404	11687147	100.00	100.00	0	0.00
(C)	Shares held by Custodians and against which Depository Receipts have been issued							
1	Promoter and Promoter Group	0	0	0	0	0.00	0	0.00
2	Public	0	0	0	0	0.00	0	0
	Sub-Total (C)	0	0	0	0	0	0	0
	GRAND TOTAL (A)+(B)+(C)	18187	11849404	11687147	100.00	100.00	0	0.00

Note: In Promoters' Group, shareholding held in multiple accounts have been consolidated. Accordingly, the total number of shareholders have been reduced.



(I)(b) Statement showing holding of securities (including shares, warrants, convertible securities) of persons belonging to the category "Promoter and Promoter Group"

Sr. No.	Name of the shareholder	Details of Shares held		Encumbered shares (*)			Details of warrants		Details of convertible securities		Total shares (including underlying shares assuming full conversion of warrants and convertible securities) as a % of diluted share capital
		Number of shares held	As a % of grand total (A)+(B)+(C)	No.	As a percentage	As a % of grand total (A)+(B)+(C) of sub-clause (I)(a)	Number of warrants held	As a % total number of warrants of the same class	Number of convertible securities held	As a % total number of convertible securities of the same class	
(i)	(ii)	(iii)	(iv)	(v)	(vi)=(v)/(iii)*100	(vii)	(viii)	(ix)	(x)	(xi)	(xii)
1	Shyam Sunder Bhartia	72825	0.61	0	0.00	0.00	0	0	0	0	0
2	Hari Shankar Bhartia	20873	0.18	0	0.00	0.00	0	0	0	0	0
3	Priyavrat Bhartia	253	0.00	0	0.00	0.00	0	0	0	0	0
4	Shamit Bhartia	6561	0.06	0	0.00	0.00	0	0	0	0	0
5	Kavita Bhartia	613	0.01	0	0.00	0.00	0	0	0	0	0
6	Aashti Bhartia	99	0.00	0	0.00	0.00	0	0	0	0	0
7	Arjun Shankar Bhartia	99	0.00	0	0.00	0.00	0	0	0	0	0
8	Jubilant Stock Holding Private Limited	1329757	11.22	0	0.00	0.00	0	0	0	0	0
9	Vam Holdings Ltd.	284070	2.40	0	0.00	0.00	0	0	0	0	0
10	Jubilant Capital Pvt. Ltd.	1166600	9.85	0	0.00	0.00	0	0	0	0	0
11	Jubilant Securities P.Ltd.	1051075	8.87	0	0.00	0.00	0	0	0	0	0
12	Jaytee Pvt. Ltd.	380	0.00	0	0.00	0.00	0	0	0	0	0
13	Nikita Resources Pvt. Ltd.	175227	1.48	0	0.00	0.00	0	0	0	0	0
14	Rance Investment Holdings Ltd	120000	1.01	0	0.00	0.00	0	0	0	0	0
15	Cumin Investments Ltd.	120000	1.01	0	0.00	0.00	0	0	0	0	0
16	Torino Overseas Limited	38522	0.33	0	0.00	0.00	0	0	0	0	0
17	Jubilant Infrastructure Limited	50000	0.42	0	0.00	0.00	0	0	0	0	0
18	Jubilant Enpro Private Limited	3729683	31.48	0	0.00	0.00	0	0	0	0	0
	TOTAL	8166637	68.92	0	0.00	0.00	0	0	0	0	0

(*) The term "encumbrance" has the same meaning as assigned to it in regulation 28(3) of the SAST Regulations, 2011




(I)(c)(i) Statement showing holding of securities (including shares, warrants, convertible securities) of persons belonging to the category "Public" and holding more than 1% of the total number of shares

Sr. No.	Name of the shareholder	Number of shares held	Shares as a percentage of total number of shares {i.e., Grand Total (A)+(B)+(C) indicated in Statement at para (I)(a) above}	Details of warrants		Details of convertible		Total shares (including underlying shares assuming full conversion of warrants and convertible securities) as a % of diluted share capital
				Number of warrants held	As a % total number of warrants of the same class	Number of convertible securities held	% w.r.t total number of convertible securities of the same class	
1	Deutsche Securities Mauritius Limited	190338	1.61	0	0	0	0	0
2	Samena Special Situations Mauritius	690555	5.83	0	0	0	0	0
3	Jubilant Employees Welfare Turst	192086	1.62	0	0	0	0	0
TOTAL		1072979	9.06	0	0	0	0	0




(I)(c)(ii) Statement showing holding of securities (including shares, warrants, convertible securities) of persons (together with PAC) belonging to the category "Public" and holding more than 5% of the total number of shares of the company

Sr. No.	Name(s) of the shareholder(s) and the Persons Acting in Concert (PAC) with them	Number of shares	Shares as a percentage of total number of shares {i.e., Grand Total (A)+(B)+(C) indicated in Statement at para (I)(a) above}	Details of warrants		Details of convertible securities		Total shares (including underlying shares assuming full conversion of warrants and convertible securities) as a % of diluted share capital
				Number of warrants	As a % total number of warrants of the same class	Number of convertible securities held	% w.r.t total number of convertible securities of the same class	
1	Samena Special Situations Mauritius	690555	5.83	0	0	0	0	0
TOTAL		690555	5.83	0	0	0	0	0



(I)(d) Statement showing details of locked-in shares

Sr. No.	Name of the shareholder	Number of locked-in shares	Locked-in shares as a percentage of total number of shares {i.e., Grand Total (A)+(B)+(C) indicated in Statement at para (I)(a) above}
1	Shyam Sunder Bhartia (Promoter and Promoter Group Category)- A(1)(a)	708	0.01
2	Hari Shankar Bhartia (Promoter and Promoter Group Category)- A(1)(a)	708	0.01
3	Jubilant Securities Private Limited (Promoter and Promoter Group Category)- A(1)(c)	29032	0.25
4	Jubilant Capital Private Limited (Promoter and Promoter Group Category)- A(1)(c)	29055	0.25
5	Jubilant Enpro Private Limited (Promoter and Promoter Group Category)- A(1)(c)	899210	7.59
6	Priyavrat Bhartia (Promoter and Promoter Group Category)- A(1)(a)	25	0.00
7	Shamit Bhartia (Promoter and Promoter Group Category)- A(1)(a)	25	0.00
8	Kavita Bhartia (Promoter and Promoter Group Category)- A(1)(a)	25	0.00
9	Aashti Bhartia (Promoter and Promoter Group Category)- A(1)(a)	25	0.00
10	Arjun Shankar Bhartia (Promoter and Promoter Group Category)- A(1)(a)	25	0.00
11	Arun Jaitley (Public Category) -B2(b)(I)	3	0.00
TOTAL		958841	8.09



(II)(a) Statement showing details of Depository Receipts (DRs)

Sr. No.	Type of outstanding DR (ADRs, GDRs, SDRs, etc.)	Number of outstanding DRs	Number of shares underlying outstanding DRs	Shares underlying outstanding DRs as a percentage of total number of shares {i.e., Grand Total (A)+(B)+(C) indicated in Statement at para (I)(a) above}
1	Nil	Nil	Nil	Nil
TOTAL	NIL	Nil	Nil	Nil



(II)(b) Statement showing holding of Depository Receipts (DRs), where underlying shares held by "promoter/promoter group" are in excess of 1% of the total number of shares

Sr. No.	Name of the DR Holder	Type of outstanding DR (ADRs, GDRs, SDRs, etc.)	Number of shares underlying outstanding DRs	Shares underlying outstanding DRs as a percentage of total number of shares {i.e., Grand Total (A)+(B)+(C) indicated in Statement at para (I)(a) above}
1	Nil	Nil	Nil	Nil
TOTAL	Nil	Nil	Nil	Nil

(III) (a) Statement showing the voting pattern of shareholders, if more than one class of shares/securities is issued by the issuer

Not applicable, since the Company has not issued any class of securities other than Equity.

