

**(1)(a) STATEMENT SHOWING SHAREHOLDING PATTERN IN CLAUSE-35**

<b>NAME OF THE COMPANY: JINDAL POLY FILMS LIMITED</b>		<b>Name of the Scrip:</b>	
<b>SCRIP CODE:</b>	500227		
<b>Class of Security:</b>			
<b>QUARTER ENDED:</b>	30/09/2014		
<b>Partly paid-up shares</b>		<b>As a % of total no. of partly paid-up shares</b>	<b>As a % of total no. of shares of the Company.</b>
Held by promoter/promoter group	0	0	0
Held by Public	0	0	0
<b>Total:</b>	<b>0</b>	<b>0</b>	<b>0</b>
<b>Outstanding convertible securities:</b>		<b>As a % of total no. of outstanding convertible securities.</b>	<b>As a % of total no. of shares of the Company assuming full conversion of the convertible securities</b>
Held by promoter/promoter group	0	0	0
Held by Public	0	0	0
<b>Total:</b>	<b>0</b>	<b>0</b>	<b>0</b>
<b>Warrants:</b>		<b>As a % of total no. of warrants</b>	<b>As a % of total no. of shares of the Company, assuming full conversion of warrants</b>
Held by promoter/promoter group	0	0	0
Held by Public	0	0	0
<b>Total:</b>	<b>0</b>	<b>0</b>	<b>0</b>
<b>Total paid-up capital of the Company, assuming full conversion of warrants and convertible securities</b>	<b>42047713</b>	<b>0</b>	<b>100.00</b>



CATEGORY CODE	CATEGORY OF SHAREHOLDER (ii)	NO OF SHAREHOLDERS (iii)	TOTAL NUMBER OF SHARES (iv)	NO OF SHARES HELD IN DEMATERIALIZED FORM (v)	TOTAL SHAREHOLDING AS A % OF TOTAL NO OF SHARES		SHARES PLEDGE OR OTHERWISE ENCUMBERED		
					AS a PERCENTAGE of (A+B) (vi)	As a PERCENTAGE of (A+B+C) (vii)	NUMBER OF SHARES (viii)	(IX)=(VIII)/(IV)*100	
(A)	PROMOTER AND PROMOTER GROUP								
(1)	INDIAN								
(a)	Individual /HUF	3	1313200	1313200	3.12	3.12	0	0.00	0.00
(b)	Central Government/State Government(s)	0	0	0	0.00	0.00	0	0.00	0.00
(c)	Bodies Corporate	5	30065552	30065552	71.50	71.50	0	0.00	0.00
(d)	Financial Institutions / Banks	0	0	0	0.00	0.00	0	0.00	0.00
(e)	Others	0	0	0	0.00	0.00	0	0.00	0.00
	Sub-Total A(1) :	8	31378752	31378752	74.63	74.63	0	0.00	0.00
(2)	FOREIGN								
(a)	Individuals (NRIs/Foreign Individuals)	0	0	0	0.00	0.00	0	0.00	0.00
(b)	Bodies Corporate	0	0	0	0.00	0.00	0	0.00	0.00
(c)	Institutions	0	0	0	0.00	0.00	0	0.00	0.00
(d)	Qualified Foreign Investor	0	0	0	0.00	0.00	0	0.00	0.00
(e)	Others	0	0	0	0.00	0.00	0	0.00	0.00
	Sub-Total A(2) :	0	0	0	0.00	0.00	0	0.00	0.00
	Total A=A(1)+A(2)	8	31378752	31378752	74.63	74.63	0	0.00	0.00
(B)	PUBLIC SHAREHOLDING								
(1)	INSTITUTIONS								
(a)	Mutual Funds /UTI	0	0	0	0.00	0.00	0	0.00	0.00
(b)	Financial Institutions /Banks	4	103794	103794	0.25	0.25	0	0.00	0.00
(c)	Central Government / State Government(s)	0	0	0	0.00	0.00	0	0.00	0.00
(d)	Venture Capital Funds	0	0	0	0.00	0.00	0	0.00	0.00
(e)	Insurance Companies	0	0	0	0.00	0.00	0	0.00	0.00
(f)	Foreign Institutional Investors	22	730640	730640	1.74	1.74	0	0.00	0.00
(g)	Foreign Venture Capital Investors	0	0	0	0.00	0.00	0	0.00	0.00
(h)	Qualified Foreign Investor	0	0	0	0.00	0.00	0	0.00	0.00
(i)	Others	0	0	0	0.00	0.00	0	0.00	0.00
	Sub-Total B(1) :	26	834434	834434	1.98	1.98	0	0.00	0.00
(2)	NON-INSTITUTIONS								
(a)	Bodies Corporate	749	2778924	2778924	6.61	6.61	0	0.00	0.00



2

CATEGORY CODE	CATEGORY OF SHAREHOLDER	NO OF SHAREHOLDERS (III)	TOTAL NUMBER OF SHARES (IV)	NO OF SHARES HELD IN DEMATERIALIZED FORM (V)	TOTAL SHAREHOLDING AS A % OF TOTAL NO OF SHARES		SHARES PLEDGE OR OTHERWISE ENCUMBERED	
					As a PERCENTAGE of (A+B) (VI)	As a PERCENTAGE of (A+B+C) (VII)	NUMBER OF SHARES (VIII)	(IX)=(VIII)/(IV)*100
(I)	(II)							
(b)	Individuals							
	(i) Individuals holding nominal share capital upto Rs.1 lakh	27773	5006252	4654096	11.91	11.91		
	(ii) Individuals holding nominal share capital in excess of Rs.1 lakh	51	1718384	1718384	4.09	4.09		
(c)	Others							
	NON RESIDENT INDIANS	343	239659	239659	0.57	0.57		
	CLEARING MEMBERS	127	91200	91200	0.22	0.22		
	TRUSTS	3	108	108	0.00	0.00		
(d)	Qualified Foreign Investor	0	0	0	0.00	0.00		
	<b>Sub-Total B(2) :</b>	<b>29046</b>	<b>9834527</b>	<b>9474371</b>	<b>23.39</b>	<b>23.39</b>		
	<b>Total B=(1)+B(2) :</b>	<b>29072</b>	<b>10668961</b>	<b>10308805</b>	<b>25.37</b>	<b>25.37</b>		
	<b>Total (A+B) :</b>	<b>29080</b>	<b>42047713</b>	<b>41687557</b>	<b>100.00</b>	<b>100.00</b>		
(C)	Shares held by custodians, against which Depository Receipts have been issued							
(1)	Promoter and Promoter Group							
(2)	Public	0	0	0	0.00	0.00		
	<b>GRAND TOTAL (A+B+C) :</b>	<b>29080</b>	<b>42047713</b>	<b>41687557</b>	<b>100.00</b>	<b>100.00</b>	<b>0</b>	<b>0.00</b>



3

(i)(b) Statement showing holding of securities (including shares, warrants, convertible securities) of persons belonging to the category "Promoter and Promoter Group"													
Sr.No	Name of the Shareholder	Details of Shares held			Encumbered Shares (*)			Details of Warrants			Details of convertible securities		Total Shares (including underlying shares assuming full conversion of warrants and convertible securities) as a % of diluted share capital
		No. of Shares held (iii)	As a % of grand total (A)+(B)+(C) (iv)	Pledge Shares (v)	AS a percentage (vi)=(iv)/(iii)*100 (vii)	AS a % of grand total (A) + (B) + (C) of sub-clause (i)(a) (viii)	Number of warrants held (ix)	As a % total number of warrants of the same class (x)	Number of convertible securities held (xi)	As a % total number of convertible securities of the same class (xii)			
1	SOYUZ TRADING COMPANY LIMITED	11848266	28.18		0	0.00	0	0.00	0	0.00	0	0.00	28.18
2	JINDAL PHOTO INVESTMENTS LTD.	11450302	27.23		0	0.00	0	0.00	0	0.00	0	0.00	27.23
3	RISHI TRADING COMPANY LTD.	4999056	11.89		0	0.00	0	0.00	0	0.00	0	0.00	11.89
4	CONSOLIDATED FINVEST AND HOLDINGS LIMITED	1521700	3.62		0	0.00	0	0.00	0	0.00	0	0.00	3.62
5	SHYAM SUNDER JINDAL	743200	1.77		0	0.00	0	0.00	0	0.00	0	0.00	1.77
6	AAKRITI JINDAL	450000	1.07		0	0.00	0	0.00	0	0.00	0	0.00	1.07
7	CONSOLIDATED PHOTO & FINVEST LTD.	246228	0.59		0	0.00	0	0.00	0	0.00	0	0.00	0.59
8	BHAVESH JINDAL	120000	0.29		0	0.00	0	0.00	0	0.00	0	0.00	0.29
	TOTAL :	31378752	74.63		0	0.00	0	0.00	0	0.00	0	0.00	74.63




4

Statement showing holding of securities (including shares, warrants, convertible securities) of persons belonging to the category "Public" and holding more than 1% of the total number of shares:						
Sr.No.	Name of the shareholder	Number of shares held	Shares as a percentage of total number of shares (i.e., Grant total (A)-(B)-(C) indicated in Statement at para (f)(a) above)	Details of warrants		Total shares (including underlying shares assuming full conversion of warrants and convertible securities) as a % of diluted share capital)
				Number of warrants held	As a % total number of warrants of the same class	
				Details of convertible securities		
				Number of convertible securities held	% w.r.t total number of convertible securities of the same class	
TOTAL :				0	0	0




S

(I)(C)(ii) Statement showing holding of securities (including shares, warrants, convertible securities) of persons (together with PAC) belonging to the category "Public" and holding more than 5% of the total number of shares of the company						
Sr.No.	Name(s) of the shareholder(s) and the Persons Acting in Concert (PAC) with shares held	Number of shares held	Shares as a percentage of total number of shares (i.e., Grant total (A)+(B)+(C) Indicated in Statement at para (f)(a) above)	Details of warrants		Total shares (including underlying shares assuming full conversion of warrants and convertible securities) as a % of diluted share capital
				Number of warrants held	As a % total number of warrants of the same class	
				Details of convertible securities		
				Number of convertible securities held	% w.r.t total number of convertible securities of the same class	
TOTAL :				0	0	0




6

STATEMENT SHOWING DETAILS OF LOCKED-IN SHARES"				
(i)(d)	Name of the shareholder	Number of locked-in shares	Locked-in shares as a (%) percentage of total number of shares (i.e. Grand Total (A)+(B)+(C) Indicated in Statement at para (i)(a) above)	Promoter/Promoter Group/Public
	<b>TOTAL :</b>	0	0	



7

STATEMENT SHOWING DETAILS OF DEPOSITORY RECEIPTS (DRs)			
(iii)(a)			
Sr.No.	Type of outstanding DR (ADRs,GDRs,SDRs,etc.)	Number of outstanding DRs	Number of shares underlying outstanding DRs
		0	0
TOTAL :			0
			Shares underlying outstanding DRs as a percentage of total number of shares {i.e., Grand Total (A)+(B)+(C) indicated in Statement at Para(i)(a) above}



8



Statement showing Holding of Depository Receipts (DRs), where underlying shares held by "Promoter/Promoter group" are in excess of 1% of the total number shares.				
(ii)(b)				
Sr.No.	Name of the DR Holder	Type of outstanding DR (ADRs,GDRs,SDRs, etc.)	Number of shares underlying outstanding DRs	Shares underlying outstanding DRs as a percentage of total number of shares {i.e., Grand Total (A)+(B)+(C) indicated in Statement at para(i)(a) above}
TOTAL :			0	0



5