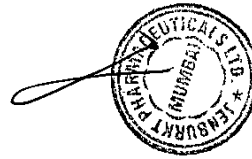


Name of the Company : JENBURKT PHARMACEUTICAL LTD

Script Code, Name of the scrip, class of security :

Quarter ended : 31/03/2014

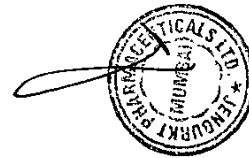
Partly paid-up shares :-	No. of partly paid-up shares	As a % of total no. of partly paid-up shares	As a % of total no. of shares of the company
Held by promoter/ promoter group		0.00	0.00
Held by public		0.00	0.00
Total	0	0.00	0.00
Outstanding convertible securities	No. of outstanding securities	As a % of total no. of outstanding convertible securities	As a % of total no. of shares of the company, assuming full conversion of the convertible securities
Held by promoter/ promoter group		0.00	0.00
Held by public		0.00	0.00
Total	0	0.00	0.00
Warrants	No. of Warrants	As a % of total no. of Warrants	As a % of total no. of shares of the company, assuming full conversion of warrants
Held by promoter/ promoter group	0	0.00	0.00
Held by public	0	0.00	0.00
Total	0	0.00	0.00
Total paid-up capital of the company, assuming full conversion of warrants convertible securities	4649300		100.00
Total (A+B+C)+ D+E+F			



Statement Showing Shareholding Pattern

Table (I)(a)

Category Code	Category Shareholder	Number of Shareholders	Total Number of Shares	Total Shareholding as a percentage of total number of shares		Shares Pledged or otherwise encumbered	(IX) = (VII)/(IV) * 100
				(IV)	(V)		
(I)	(II)	(III)	(IV)	(V)	(VI)	(VII)	(VIII)
			Number of Shares Dematerialised	form	As a Percentage of (A+B)	As a Percentage of (A+B+C)	As a percentage
(A) Shareholding of Promoter and Promoter Group²							
1. INDIAN							
(a)	INDIVIDUAL / HUF	16	1603959	1603959	34.4989	34.4989	0 0.00
(b)	CENTRAL / STATE GOVERNMENT(S)	0	0	0	0.0000	0.0000	0 0.00
(c)	BODIES CORPORATE	1	572651	572651	12.3169	12.3169	0 0.00
(d)	FINANCIAL INSTITUTIONS / BANKS	0	0	0	0.0000	0.0000	0 0.00
(e)	ANY OTHERS (Specify)	0	0	0	0.0000	0.0000	0 0.00
(f)	DIRECTORS / RELATIVES	0	0	0	0.0000	0.0000	0 0.00
(ii)	GROUP COMPANIES	0	0	0	0.0000	0.0000	0 0.00
SUB TOTAL (A)(I) :			17	2176610	46.8159	46.8159	0 0.00
2. FOREIGN							
(a)	INDIVIDUAL	0	0	0	0.0000	0.0000	0 0.00
(b)	BODIES CORPORATE	0	0	0	0.0000	0.0000	0 0.00
(c)	INSTITUTIONS	0	0	0	0.0000	0.0000	0 0.00
(d)	QUALIFIED FOREIGN INVESTOR	0	0	0	0.0000	0.0000	0 0.00
(e)	ANY OTHERS (Specify)	0	0	0	0.0000	0.0000	0 0.00
SUB TOTAL (A)(2) :			0	0	0.0000	0.0000	0 0.00
Total holding for promoters							
(A)-(A)(1) + (A)(2)			17	2176610	46.8159	46.8159	0 0.00
(B) Public shareholding							
1. INSTITUTIONS							
(a)	MUTUAL FUNDS / UTI	0	0	0	0.0000	0.0000	0 0.00
(b)	FINANCIAL INSTITUTIONS / BANKS	0	0	0	0.0000	0.0000	0 0.00
(c)	CENTRAL / STATE GOVERNMENT(S)	0	0	0	0.0000	0.0000	0 0.00
(d)	VENTURE CAPITAL FUNDS	0	0	0	0.0000	0.0000	0 0.00
(e)	INSURANCE COMPANIES	0	0	0	0.0000	0.0000	0 0.00
(f)	FIIS	0	0	0	0.0000	0.0000	0 0.00
(g)	FOREIGN VENTURE CAPITAL INVESTORS	0	0	0	0.0000	0.0000	0 0.00



Statement Showing Shareholding Pattern

Category Code	Category of Shareholder	Number of Shareholders	Total Number Of Shares	Number of Total Shareholding as a percentage of total number of Dematerialised shares from		As a Percentage of (A+B)	As a Percentage of (A+B+C)	Number of Shares otherwise encumbered	As a percentage (VII)/(IV) *100
				(V)	(VI)				
(h)	QUALIFIED FOREIGN INVESTOR	0	0	0	0	0.0000	0.0000	0	0.00
(i)	ANY OTHERS (Specify)	0	0	0	0	0.0000	0.0000	0	0.00
SUB TOTAL (B)(I) :		0	0	0	0	0.0000	0.0000	0	0.00
B.2. Non-institutions									
(a)	BODIES CORPORATE	96	81864	80564	17608	1.7608	1.7608	0	0.00
(b)	INDIVIDUAL								
(i)	(CAPITAL UPTO TO Rs. 1 Lakh)	5632	1689643	1313123	363419	36.3419	36.3419	0	0.00
(ii)	(CAPITAL GREATER THAN Rs. 1 Lakh)	17	657886	647686	141502	14.1502	14.1502	0	0.00
(c)	QUALIFIED FOREIGN INVESTOR	0	0	0	0	0.0000	0.0000	0	0.00
(d)	ANY OTHERS (Specify)								
(i)	TRUSTS	0	0	0	0	0.0000	0.0000	0	0.00
(ii)	CLEARING MEMBER	13	2441	2441	0.0525	0.0525	0	0	0.00
(iii)	DIRECTORS / RELATIVES	6	5500	5000	0.1183	0.1183	0	0	0.00
(iv)	EMPLOYEE	0	0	0	0.0000	0.0000	0	0	0.00
(v)	NON RESIDENT INDIANS (NRI)	41	35356	24356	0.7605	0.7605	0	0	0.00
(vi)	OVERSEAS BODIES CORPORATES	0	0	0	0.0000	0.0000	0	0	0.00
(vii)	UNCLAIMED SUSPENSE ACCOUNT	0	0	0	0.0000	0.0000	0	0	0.00
SUB TOTAL (B)(2) :		5805	2472690	2073170	531841	53.1841	53.1841	0	0.00
Total Public Shareholding (B)=(B)(1) + (B)(2)		5805	2472690	2073170	531841	53.1841	53.1841	0	0.00
Total (A) + (B) :		5822	4649300	4249780	1000000	100.0000	100.0000	0	0.00
(C) Shares held by Custodians and against which Depository Receipts have been Issued									
(i)	Promoter and Promoter Group	0	0	0	0	0.0000	0.0000	0	0.00
(ii)	Public	0	0	0	0	0.0000	0.0000	0	0.00
SUB TOTAL (C)(1) :		0	0	0	0	0.0000	0.0000	0	0.00



Grand Total (A) + (B) + (C) 5822 4649300 4249780 100 100.00000 0 0.00

NOTES :

1) NAME, NUMBER OF SHARES HELD & PERCENTAGE OF ENTITIES / PERSONS HOLDING MORE THAN 1% OF THE TOTAL SHARES OF THE COMPANY IS AS PER ANNEXURE

(i)(b) Statement showing holding of securities (including shares, warrants, convertible securities) of persons belonging to the category "Promoter and Promoter Group"


Sr.No	Name of the Shareholder	Total shares held			Encumbered shares (*)			Details of warrants			Details of convertible securities		
		Number of shares	As a % of grand total (A)+(B)+(C)	Number	As a percentage	As a % of grand total (A)+(B)+(C) of sub-clause (i)(a)	Number of warrants held	As a % total number of warrants of the same class	Number of convertible securities held	As a % total number of convertible securities of the same class	Total shares (including underlying shares assuming full conversion of warrants and convertible securities) as a % of diluted share capital		
(I)	(II)	(III)	(IV)	(V)	(VI)=(V)/(III)* 100	(VII)	(VIII)	(IX)	(X)	(XI)	(XII)		
1	BHUTA HOLDINGS PVT. LTD	572651	12.3169	0	0.00	0.00	0	0	0	0	0		
2	JAYSHREE UTTAM BHUTA	516390	11.1068	0	0.00	0.00	0	0	0	0	0		
3	ASHISH UTTAM BHUTA	237271	5.1034	0	0.00	0.00	0	0	0	0	0		
4	KALINDI HEMENDRA BHUTA	199850	4.2985	0	0.00	0.00	0	0	0	0	0		
5	KALINDI HEMENDRA BHUTA	199850	4.2985	0	0.00	0.00	0	0	0	0	0		
6	KETAN HARSHAD BHUTA	77200	1.6605	0	0.00	0.00	0	0	0	0	0		
7	MAHESH H BHUTA	68600	1.4755	0	0.00	0.00	0	0	0	0	0		
8	BHAVIKA ASHISH BHUTA	50537	1.0870	0	0.00	0.00	0	0	0	0	0		
9	UTTAM NANDLAL BHUTA	50000	1.0754	0	0.00	0.00	0	0	0	0	0		
10	KUNTI GALA	34611	0.7444	0	0.00	0.00	0	0	0	0	0		
11	BHAGIRATHI HARSHAD BHUTA	29414	0.6327	0	0.00	0.00	0	0	0	0	0		
12	BHAGIRATHI HARSHAD BHUTA	29412	0.6326	0	0.00	0.00	0	0	0	0	0		
13	BHAGIRATHI HARSHAD BHUTA	29412	0.6326	0	0.00	0.00	0	0	0	0	0		
14	BHAGIRATHI HARSHAD BHUTA	29412	0.6326	0	0.00	0.00	0	0	0	0	0		
15	RIDDHI SHROFF	26900	0.5786	0	0.00	0.00	0	0	0	0	0		
16	SHIVANI H SHROFF	17000	0.3656	0	0.00	0.00	0	0	0	0	0		
17	JAGRUTI KETAN BHUTA	8100	0.1742	0	0.00	0.00	0	0	0	0	0		
TOTAL:		2176610	46.8159	0	0.00	0.00000	0	0	0	0	0		

PRINTED ON : 02/04/2014

PAGE NO : 1

Print Date : 02/04/2014

Page 4 of 6



(D)(i) Statement showing holding of securities (including shares, warrants, convertible securities) of persons belonging to the category "Public" and holding more than 1% of the total number of shares.

Sr.No	Name of the shareholder	Number of shares	Shares as a percentage of total number of shares (i.e. Grand Total (A) +(B)+(C) indicated in Statement at para (i) (a) above)	Details of warrants		Details of convertible securities		Total shares (including underlying shares assuming full conversion of warrants and convertible securities) as a % of diluted share capital
				Number of warrants	As a % total number of warrants of the same class	Number of convertible securities held	% w.r.t. total number of convertible securities of the same class	
1	BALKRISHNA KESHARLAL KABARE HUF	147023	3.1623	0	0	0	0	0
2	NILESH BALKRISHNA KABARE	106215	2.2845	0	0	0	0	0
3	NILESH BALKRISHNA KABARE HUF	66333	1.4267	0	0	0	0	0
TOTAL :		319571	6.8735	0	0	0	0	0

Printed Date : 02/04/2014

PAGE NO: 1

(D)(ii) Statement showing holding of securities (including shares, warrants, convertible securities) of persons (together with PAC) belonging to the category "Public" and holding more than 5% of the total number of shares of the company.

SR.NO	Name	Number of shares	Details of warrants		Details of convertible securities		Total shares (including underlying shares assuming full conversion of warrants and convertible securities) as a % of diluted share capital
			Number of warrants held	As a % total number of warrants of the same class	Number of convertible securities held	% w.r.t. total number of convertible securities of the same class	
1		0	0	0	0	0	0
TOTAL :		0	0	0	0	0	0

Printed Date : 02/04/2014



(l)(d)

Statement showing details of locked-in shares

AS ON : 31/03/2014

Sr.No	Name of the shareholder	Number of locked-in shares	Locked-in shares as a percentage of total number of shares (i.e., Grand Total (A)+(B)+(C) indicated in Statement at para (l)(a) above)	Promoter / Promoter Group / Public
1				
NIL				
TOTAL:				
NIL				

(l)(e) Statement showing details of Depository Receipts (DRs)

Sr.No.	Type of Outstanding DR (ADRs,GDRs,SDRs etc.)	No of Outstanding DRs.	No of Shares underlying outstanding DRs.	Shares underlying outstanding DRs. as a Percentage of total number of shares (i.e Grand Total (A)+ (B) + (C) Indicated in statement at para(l) (a) above)
1	GDRs			
NIL				
TOTAL:				
NIL				

(l) (b) Statement showing holding of Depository Receipts (DRs), where underlying shares held by 'promoter / promoter group' are in excess of 1% of the total number of shares.

Sr.No.	Name of the DR Holder	Type of Outstanding DR (ADRs,GDRs,SDRs etc.)	No of Shares underlying outstanding DRs.	Shares underlying outstanding DRs as a Percentage of total number of shares (i.e Grand Total (A)+(B)+(C) Indicated in statement at Para (l) (a) above)
1				
NIL				
TOTAL:				
NIL				

Print Date : 02/04/2014

Page 6 of 6

