



(I) (a) Statement showing Shareholding Pattern


Name of the Company : JAYASWAL NECO INDUSTRIES LIMITED			
Scrip Code : BSE 522285		NSE - JAYNECOIND	
Class of Security : <u>Equity</u>		Name of the Scrip : <u>Jayaswal Neco Industries Limited</u>	
Quarter ended : 30 th June, 2014			
Partly paid-up shares	No. of partly paid-up shares	As a % of total no. of partly paid-up shares	As a % of total no. of shares of the Company
Held by Promoters / Promoter Group	0	0	0
Held by Public	0	0	0
TOTAL	0	0	0
Outstanding Convertible Securities	No. of Outstanding Securities	As a % of Total no. of Outstanding Convertible Securities	As a % of total no. of shares of the Company assuming full conversion of the convertible securities
Held by Promoters / Promoter Group	0	0	0
Held by Public	0	0	0
TOTAL	0	0	0
Warrants	No. of Warrants	As a % of Total no. of Warrants	As a % of total no. of shares of the Company assuming full conversion of Warrants
Held by Promoters / Promoter Group	0	0	0
Held by Public	0	0	0
TOTAL	0	0	0
Rs. 5986330630 divided in 598633063 Equity shares of Rs. 10/- each.			
Total paid-up capital of the Company, assuming full conversion of warrants and convertible securities.			



Category	Category of Shareholder	Number of Shareholders	Total Number of Shares	Number of shares held in Dematerialized form	Total shareholding as a percentage of total number of shares		Share pledged or otherwise encumbered	
					As a percentage of (A+B) (VI)	As a percentage of (A+B+C) (A+B+C) (VII)	Number of Shares (VIII)	As a percentage (IX)=(VIII)/(IV)*100
(I)	(II)	(III)	(IV)	(V)	(VI)	(VII)	(VIII)	(IX)
(A)	Shareholding of Promoter and Promoter Group							
(1)	Indian							
(a)	Individuals/ Hindu Undivided Family	5	15158690	15158690	2.53	2.53	150000	0.99
(b)	Central Government/ State Government(s)	NIL	NIL	NIL	NIL	NIL		
(c)	Bodies Corporate	13	396744151	396744151	66.28	66.28	8777000	2.21
(d)	Financial Institutions / Banks	NIL	NIL	NIL	NIL	NIL		
(e)	Any other (specify)	NIL	NIL	NIL	NIL	NIL		
(2)	Sub - Total (A)(1)	18	411902841	411902841	68.81	68.81	8927000	2.17
(2)	Foreign							
(a)	Individuals (Non- Resident Individuals /Foreign Individuals)	NIL	NIL	NIL	NIL	NIL		
(b)	Bodies Corporate	NIL	NIL	NIL	NIL	NIL		
(c)	Institutions	NIL	NIL	NIL	NIL	NIL		
(d)	Qualified Foreign Investor	NIL	NIL	NIL	NIL	NIL		
(e)	Any other (specify)	NIL	NIL	NIL	NIL	NIL		
	Sub - Total(A)(2)	NIL	NIL	NIL	NIL	NIL		
	Total Shareholding of Promoter and Promoter Group (A)=(A)(1) +(A)(2)	18	411902841	411902841	68.81	68.81	8927000	2.17




(B)	Public shareholding										NA	NA
(1)	Institutions											
(a)	Mutual Funds/ UTI	5	14306435		14301200		2.39	2.39				
(b)	Financial Institutions/ Banks	13	4086		920		0.00	0.00				
(c)	Central Government/ State Government(s)	0	0		0		0	0				
(d)	Venture Capital Funds	2	4062		4062		0.00	0.00				
(e)	Insurance Companies	1	334953		334953		0.06	0.06				
(f)	Foreign Institutional Investors	4	194798		194553		0.03	0.03				
(g)	Foreign Venture Capital Investors	0	0		0		0	0				
(h)	Qualified Foreign Investor	0	0		0		0	0				
(i)	Any Other (specify)	0	0		0		0	0				
	Sub - Total (B)(1)	25	14844334		14835688		02.48	02.48				
(2)	Non - Institutions											
(a)	Bodies Corporate	607	113076444		112242245		18.89	18.89			NA	NA
(b)	Individuals	40533	22238376		20480923		03.72	03.72				
	i) individual shareholders holding nominal share capital up to Rs.1 Lakh											
	ii) Individual shareholders holding nominal share capital in excess of Rs.1 Lakh.	556	34327411		27528205		05.73	05.73				
(c)	Qualified Foreign Investor	0	0		0		0	0				
(d)	Any other (specify)											
	NRI	181	571658		560899		0.09	0.09				
	Clearing Members	100	1671999		1671999		0.28	0.28				
	OCB	0	0		0		0	0				
	Sub- Total (B)(2)	41977	171885888		162484271		28.71	28.71				
	Total Public Share holding (B)= (B) (1)+(B)(2)	42002	186750222		177319959		31.19	31.19		NA	NA	NA
(C)	TOTAL (A)+(B)	42020	598633063		589222800		100.00	100.00		8927000		01.49
	Shares held by Custodians and against which Depository Receipts have been issued									NA	NA	NA
1	Promoter and Promoter Group	NIL	NIL		NIL		NIL	NIL		NA	NA	NA
2	Public	NIL	NIL		NIL		NIL	NIL		NA	NA	NA
	TOTAL (C)	NIL	NIL		NIL		NIL	NIL		NIL	NA	NA
	GRAND TOTAL (A)+(B)+ (C)	42020	598633063		589222800		100.00	100.00		8927000		01.49




(1)(b) Statement showing holding of securities (including shares, warrants, convertible securities) of persons belonging to the category "Promoter and Promoter Group"

Sr. No.	Name of the Shareholder	Details of Shares held		Encumbered Shares (*)			Details of Warrants		Details of convertible securities		Total shares (including underlying shares assuming full conversion of warrants and convertible securities) as a % of diluted share capital
		No. of Shares held	As a % of grand total (A) + (B) + (C)	No.	As a percentage	As a % of grand total (A) + (B) + (C) of sub-clause (I)(a)	Number of Warrants held	As % total number of warrants of the same class	Number of convertible securities held	As a % total number of convertible securities of the same class	
(I)	(II)	(III)	(IV)	(V)	(VI)=(V)/(I II)*100	(VII)	(VIII)	(IX)	(X)	(XI)	(XII)
1	Jayaswal Holdings Pvt. Ltd.	53098951	8.88	8777000	16.53	1.46	Nil	Nil	Nil	Nil	8.88
2	Jayaswal Neco Power Pvt. Ltd.	32954500	5.50				Nil	Nil	Nil	Nil	5.50
3	Jayaswal Neco Infrastructures Pvt. Ltd.	31025500	5.18				Nil	Nil	Nil	Nil	5.18
4	Jayaswal Neco Steel and Mining Ltd.	13250000	2.21				Nil	Nil	Nil	Nil	2.21
5	Basant Lall Shaw	10312850	1.72				Nil	Nil	Nil	Nil	1.72




6	Arbind Jayaswal	2397920	0.40	50000	2.08	0.01	Nil	Nil	Nil	Nil	Nil	Nil	0.40
7	Ramesh Jayaswal	2397920	0.40	50000	2.08	0.01	Nil	Nil	Nil	Nil	Nil	Nil	0.40
8	Nisha Jayaswal	25000	0.00	25000	100.00	0.00	Nil	Nil	Nil	Nil	Nil	Nil	0.00
9	Rita Jayaswal	25000	0.00	25000	100.00	0.00	Nil	Nil	Nil	Nil	Nil	Nil	0.00
10	Apex Spinning Mills Pvt. Ltd.	32399600	5.41				Nil	Nil	Nil	Nil	Nil	Nil	5.41
11	Avon Sales & Services Pvt. Ltd.	36095000	6.03				Nil	Nil	Nil	Nil	Nil	Nil	6.03
12	Anurag Sales & Services Pvt. Ltd.	35771000	5.98				Nil	Nil	Nil	Nil	Nil	Nil	5.98
13	Nine Star Plastic Packaging Services Pvt. Ltd.	41574600	6.94				Nil	Nil	Nil	Nil	Nil	Nil	6.94
14	Jayaswal Neco Metallics Pvt. Ltd. (Formerly known as Nilhat Commodities Pvt. Ltd.)	37910500	6.33				Nil	Nil	Nil	Nil	Nil	Nil	6.33
15	Jayaswal Neco Energy Pvt. Ltd. (Formerly known as Suryasandhaya Merchants Pvt. Ltd.)	36632000	6.12				Nil	Nil	Nil	Nil	Nil	Nil	6.12
16	Karamveer Impex Pvt. Ltd.	44269000	7.41				Nil	Nil	Nil	Nil	Nil	Nil	7.41
17	Neco Valves and Pumps Pvt. Ltd.	864000	0.15				Nil	Nil	Nil	Nil	Nil	Nil	0.15
18	Neco Leasing and Finance Pvt. Ltd.	899500	0.15				Nil	Nil	Nil	Nil	Nil	Nil	0.15
	Total	411902841	68.81	8927000	2.21	1.49	Nil	Nil	Nil	Nil	Nil	Nil	68.81



(1)(c)(i) Statement showing holding of securities (including shares, warrants, convertible securities) of persons belonging to the category "Public" and holding more than 1% of the total number of shares.

Sr. No.	Name of the Shareholder	Number of Shares held	Shares as percentage total number of shares {i.e. Grand Total (A)+(B)+(C) indicated in Statement at para (i) (a) above}	Details of Warrants		Details of convertible securities		Total shares (Including underlying shares assuming full conversion of warrants and convertible securities) as a % of diluted share capital
				Number of Warrants held	As a % total number of warrants of the same class	Number of Convertible Securities held	% w.r.t. total number of convertible securities of the same class	
1	Efficient Structures Pvt. Ltd.	25262353	4.22	Nil	Nil	Nil	Nil	4.22
2	Reliance Capital Trustee Co. Ltd.	14300000	2.39	Nil	Nil	Nil	Nil	2.39
3	Rajvardhan Trade Zone Pvt. Ltd.	23112353	3.86	Nil	Nil	Nil	Nil	3.86
4	Costal Multitrading Pvt. Ltd.	22800353	3.81	Nil	Nil	Nil	Nil	3.81
5	Darshan Gems Pvt. Ltd.	13920000	2.32	Nil	Nil	Nil	Nil	2.32
6	Salmon Developers Pvt. Ltd.	14045000	2.35	Nil	Nil	Nil	Nil	2.35
	Total	113440059	18.95	Nil	Nil	Nil	Nil	18.95




(I)(c)(ii) Statement showing holding of securities (including shares, warrants, convertible securities) of persons (together with PAC) belonging to the category "Public" and holding more than 5% of the total number of shares.

Sr. No.	Name(s) of the Shareholder(s) and the Persons Acting in Concert (PAC) with them	Number of Shares held	Shares as a percentage of total number of shares {i.e. Grand Total (A) (B)+ (C) indicated in Statement at para (i) (a) above}	Details of Warrants		Details of convertible securities		Total shares (Including underlying shares assuming full conversion of warrants and convertible securities) as a % of diluted share capital
				Number of Warrants held	As a % total number of warrants of the same class	Number of Convertible Securities held	% w.r.t. total number of convertible securities of the same class	
	Nil	Nil	Nil	Nil	Nil	Nil	Nil	Nil

(I)(d) Statement showing details of locked in shares

Sr. No.	Name of the Shareholder	Number of locked in shares	Locked in shares as a percentage of total number of shares {i.e. Grand Total (A)+(B)+(C) indicated in Statement at para (I)(a) above}	Promoter / Promoter Group / Public
1	Anurag Sales and Services Pvt. Ltd.	35771000	5.98	Promoter Group
2	Apex Spinning Mills Pvt. Ltd.	32399600	5.41	Promoter Group
3	Avon Sales & Services Pvt. Ltd.	36095000	6.03	Promoter Group
4	Jayaswal Neco Energy Pvt. Ltd.	36632000	6.12	Promoter Group
5	Jayaswal Neco Infrastructures Pvt. Ltd.	31025500	5.18	Promoter Group
6	Jayaswal Neco Power Pvt. Ltd.	32954500	5.50	Promoter Group
7	Jayaswal Neco Steel and Mining Ltd.	6250000	1.04	Promoter Group
8	Karamveer Impex Pvt. Ltd.	44269000	7.40	Promoter Group
9	Jayaswal Neco Metallic Pvt. Ltd.	37910500	6.33	Promoter Group
10	Nine Star Plastic Packaging Services Pvt. Ltd.	41574600	6.94	Promoter Group
11	Rajvardhan Trade Zone Pvt. Ltd.	23112353	3.86	Promoter Group
				Public



12	Efficient Structures Pvt. Ltd.	25262353	4.22	Public
13	Costal Multitrading Pvt. Ltd.	22800353	3.81	Public
14	Darshan Gems Pvt. Ltd.	13920000	2.32	Public
15	Salmon Developers Pvt. Ltd.	14045000	2.35	Public
	Total	434021759	72.50	

(II)(a) Statement showing details of Depository Receipts (DRs)

Sr. No.	Type of outstanding DR (ADRs, GDRs, SDRs, etc)	Number of outstanding DRs	Number of Shares underlying outstanding DRs	Shares underlying outstanding DRs as a percentage of total number of shares {i.e. Grand Total (A)+(B)+(C) indicated in Statement at para (1)(a) above}
1	NIL	NIL	NIL	NIL
2	NIL	NIL	NIL	NIL
	Total	NIL	NIL	NIL

(III)(b) Statement showing Holding of Depository Receipts (DRs) where underlying shares held by 'Promoter / Promoter Group' are in excess of 1% of the total number of shares.

Sr. No.	Name of the DR Holder	Type of outstanding DR (ADRs, GDRs, SDRs, etc.)	Number of Shares underlying outstanding DRs	Shares underlying outstanding DRs as a percentage of total number of shares {i.e. Grand Total (A)+(B)+(C) indicated in Statement at para (1)(a) above}
1	NIL	NIL	NIL	NIL
2	NIL	NIL	NIL	NIL
	Total	NIL	NIL	NIL

(III)(a) Statement showing the voting pattern of shareholders, if more than one class of shares / securities is issued by the issuer.

NIL

(The Company has not issued more than one class of shares / securities.)

For JAYASWAL NECO INDUSTRIES LIMITED


ASHUTOSH MISHRA
COMPANY SECRETARY