


Introductory sub-table (I)(a)


Name of the Company: JAY BHARAT MARUTI LIMITED			
Scrip Code, Name of the scrip, class of security: 520066/JAYBARMARU/EQUITY			
Quarter ended: 30th June 2014			
Partly paid-up shares:-	No. of partly paid-up shares	As a % of total no. of partly paid-up shares	As a % of total no. of shares of the company
	Held by promoter/promoter group	0	0
	Held by public	0	0
	Total - D	0	0
Outstanding convertible securities:- No. of outstanding securities			
		As a % of total no. of outstanding convertible securities	As a % of total no. of shares of the company, assuming full conversion of the convertible securities
	Held by promoter/promoter group	0	0
	Held by public	0	0
	Total - E	0	0
Warrants:-			
		As a % of total no. of warrants	As a % of total no. of shares of the company, assuming full conversion of warrants
	Held by promoter/promoter group	0	0
	Held by public	0	0
	Total - F	0	0
Total paid-up capital of the company, assuming full conversion of warrants and convertible securities			
			21650000
			100



**Statement Showing Shareholding Pattern**


Category code	Category of Shareholder	Table (I)(a)											
		Number of Shareholders	Total number of shares	Number of shares held in dematerialized form	Total shareholding as a percentage of total number of shares		Number of shares	Shares Pledged or otherwise encumbered					
					As a percentage of (A+B) <sup>1</sup> (VI)	As a percentage of (A+B+C) (VII)			As a percentage (IX) = (VIII)/(IV)*100				
(I)	(II)	(III)	(IV)	(V)	(VI)	(VII)	(VIII)	(IX)					
(A)	Shareholding of Promoter and Promoter Group <sup>2</sup>												
1	Indian												
(a)	Individuals/ Hindu Undivided Family	9	3163850	3163850	14.61	14.61	0	0.00					
(b)	Central Government/ State Government(s)	0	0	0	0.00	0.00	0	0.00					
(c)	Bodies Corporate	5	9516350	9516350	43.96	43.96	0	0.00					
(d)	Financial Institutions/ Banks	0	0	0	0.00	0.00	0	0.00					
(e)	Any Others(Specify)	0	0	0	0.00	0.00	0	0.00					
(e-i)					0.00	0.00	0	0.00					
(e-ii)					0.00	0.00	0	0.00					
	<b>Sub Total(A)(1)</b>	<b>14</b>	<b>12680200</b>	<b>12680200</b>	<b>58.57</b>	<b>58.57</b>	<b>0</b>	<b>0.00</b>					
2	Foreign												
a	Individuals (Non-Residents Individuals/ Foreign Individuals)	0	0	0	0.00	0.00	0	0.00					
b	Bodies Corporate	0	0	0	0.00	0.00	0	0.00					
c	Institutions	0	0	0	0.00	0.00	0	0.00					
d	Any Others(Specify)	0	0	0	0.00	0.00	0	0.00					
d-i		0	0	0	0.00	0.00	0	0.00					








d-ii		0	0	0	0	0.00	0	0.00	0	0.00
	Sub Total(A)(2)	0	0	0	0	0.00	0	0.00	0	0.00
	Total Shareholding of Promoter and Promoter Group (A) = (A)(1)+(A)(2)	14	12680200	12680200	12680200	58.57	0	58.57	0	0.00
	<b>(B) Public shareholding</b>									
	<b>I Institutions</b>									
	(a) Mutual Funds/UTI	6	7400	4000	4000	0.03	0	0.03	0	0.00
	(b) Financial Institutions / Banks	1	1200	0	0	0.01	0	0.01	0	0.00
	(c) Central Government/ State Government(s)	1	400	400	400	0.00	0	0.00	0	0.00
	(d) Venture Capital Funds	0	0	0	0	0.00	0	0.00	0	0.00
	(e) Insurance Companies	1	1000	0	0	0.00	0	0.00	0	0.00
	(f) Foreign Institutional Investors	3	2129	129	129	0.01	0	0.01	0	0.00
	(g) Foreign Venture Capital Investors	0	0	0	0	0.00	0	0.00	0	0.00
	(h) Any Other (specify)	0	0	0	0	0.00	0	0.00	0	0.00
	(h-i)									
	(h-ii)									
	<b>Sub-Total (B)(1)</b>	12	12129	4529	4529	0.06	0	0.06	0	0.00
	<b>B 2 Non-institutions</b>									
	(a) Bodies Corporate	274	4463427	3795023	3795023	20.62	0	20.62	0	0.00
	(b) Individuals					0.00	0	0.00	0	0.00
	I Individuals -i. Individual shareholders holding nominal share capital up to Rs 1 lakh	10348	2664292	2179378	2179378	12.31	0	12.31	0	0.00
	II ii. Individual shareholders holding nominal share capital in excess of Rs. 1 lakh.	17	1641193	1552393	1552393	7.58	0	7.58	0	0.00

(c)	NRI/OCBs	192	188759	96959	0.87	0	0.87	0	0.00
(c-i)					0.00	0	0.00	0	0.00
(c-ii)					0.00	0	0.00	0	0.00
	Sub-Total (B)(2)	10831	8957671	7623753	41.37	0	41.37	0	0.00
(B)	Total Public Shareholding (B)= (B)(1)+(B)(2)	10843	8969800	7628282	41.43	0	41.43	0	0.00
	TOTAL (A)+(B)	10857	21650000	20308482	100.00	0	100.00	0	0.00
(C)	Shares held by Custodians and against which Depository Receipts have been issued								
1	Promoter and Promoter Group	0	0	0	0.00	0	0.00	0	0.00
2	Public	0	0	0	0.00	0	0.00	0	0.00
	Sub-Total (C)	0	0	0	0	0	0	0	0.00
	GRAND TOTAL (A)+(B)+(C)	10857	21650000	20308482	100.00	0	100.00	0	0.00



Sr.No	Notes
1	
2	
3	
4	
5	
6	
7	
8	
9	






(1)(b) Statement showing holding of securities (including shares, warrants, convertible securities) of persons belonging to the category "Promoter and Promoter Group."

Sr. No.	Name of the shareholder	Details of Shares held		Encumbered shares (*)		Details of warrants		Details of convertible securities		Total shares (including underlying shares assuming full conversion of warrants and convertible securities) as a % of diluted share capital	
		Number of shares held	As a % of grand total (A) + (B) + (C)	No.	As a percentage (VI)=(V)/(VII)*100	As a % grand total (A)+(B)+(C) of sub-clause (I)(a)	Number of warrants held	As a % total number of warrants of the same class	Number of convertible securities held		As a % total number of convertible securities of the same class
		(III)	(IV)	(V)	(VI)=(V)/(VII)*100	(VII)	(VIII)	(IX)	(X)	(XI)	(XII)
1	Mianui Suzuki India Ltd.	6340000	29.28	0	0.00	0.00	0	0	0	0	0
2	ANS Holding Private Ltd.	2029000	9.37	0	0.00	0.00	0	0	0	0	0
3	Sanjay Singhal	1900400	8.78	0	0.00	0.00	0	0	0	0	0
4	JBM Industries Ltd.	616000	2.85	0	0.00	0.00	0	0	0	0	0
5	Sanjay Singhal (HUF)	500000	2.31	0	0.00	0.00	0	0	0	0	0
6	Shrey Singhal	445600	2.06	0	0.00	0.00	0	0	0	0	0
7	Ram Richhpal Agarwal	157900	0.73	0	0.00	0.00	0	0	0	0	0
8	Super Auto Industries (P) Ltd.	324000	1.50	0	0.00	0.00	0	0	0	0	0
9	A to Z Securities Ltd.	207350	0.96	0	0.00	0.00	0	0	0	0	0
10	Neelam Arya	106800	0.49	0	0.00	0.00	0	0	0	0	0
11	Surendra Kumar Arya	7200	0.03	0	0.00	0.00	0	0	0	0	0
12	Surendra Kumar Arya (HUF)	28800	0.13	0	0.00	0.00	0	0	0	0	0
13	Vishudha Devi Arya	13150	0.06	0	0.00	0.00	0	0	0	0	0
14	Nishant Arya	4000	0.02	0	0.00	0.00	0	0	0	0	0
	<b>TOTAL</b>	<b>12680200</b>	<b>58.57</b>	<b>0</b>	<b>0.00</b>	<b>0.00</b>	<b>0</b>	<b>0</b>	<b>0</b>	<b>0</b>	<b>0</b>

(\*) The term "encumbrance" has the same meaning as assigned to it in regulation 28(3) of the SAST Regulations, 2011


(D)(c)(i) Statement showing holding of securities (including shares, warrants, convertible securities) of persons belonging to the category "Public" and holding more than 1% of the total number of shares

Sr. No.	Name of the shareholder	Number of shares held	Shares as a percentage of total number of shares {i.e., Grand Total (A)+(B)+(C) indicated in Statement at para (D)(a) above}	Details of warrants		Details of convertible securities		Total shares (including underlying shares assuming full conversion of warrants and convertible securities) as a % of diluted share capital
				Number of warrants held	As a % total number of warrants of the same class	Number of convertible securities held	% w.r.t total number of convertible securities of the same class	
1	Focal Leasing & Credits Ltd.	981336	4.53	0	0	0	0	0
2	SMC Credits Ltd.	822800	3.80	0	0	0	0	0
3	Shuklamber Exports Ltd.	800452	3.70	0	0	0	0	0
4	Amity Infotech Pvt. Ltd.	615965	2.85	0	0	0	0	0
5	Pine Consultant (P) Ltd.	600800	2.78	0	0	0	0	0
6	Kedar Dattatraya Borgaonkar	746228	3.45	0	0	0	0	0
<b>TOTAL</b>		<b>4567581</b>	<b>21.10</b>	<b>0</b>	<b>0</b>	<b>0</b>	<b>0</b>	<b>0</b>



(D)(c)(ii) Statement showing holding of securities (including shares, warrants, convertible securities) of persons (together with PAC) belonging to the category "Public" and holding more than 5% of the total number of shares of the company


Sr. No.	Name(s) of the shareholder(s) and the Persons Acting in Concert (PAC) with them	Number of shares	Shares as a percentage of total number of shares {i.e., Grand Total (A)+(B)+(C) indicated in Statement at para (D)(a) above}	Details of warrants		Details of convertible securities		Total shares (including underlying shares assuming full conversion of warrants and convertible securities) as a % of diluted share capital
				Number of warrants	As a % total number of warrants of the same class	Number of convertible securities held	% w.r.t total number of convertible securities of the same class	
1			0.000	0	0	0	0	0
2			0.000	0	0	0	0	0
3			0.000	0	0	0	0	0
4			0.000	0	0	0	0	0
5			0.000	0	0	0	0	0
6			0.000	0	0	0	0	0
7			0.000	0	0	0	0	0
8			0.000	0	0	0	0	0
9			0.000	0	0	0	0	0
10			0.000	0	0	0	0	0
<b>TOTAL</b>		<b>0</b>	<b>0.000</b>	<b>0</b>	<b>0</b>	<b>0</b>	<b>0</b>	<b>0</b>





**(D)(d) Statement showing details of locked-in shares**

Sr. No.	Name of the shareholder	Number of locked-in shares	Locked-in shares as a percentage of total number of shares (i.e., Grand Total (A)+(B)+(C) indicated in Statement at para (D)(a) above)
1			0.00
2			0.00
3			0.00
4			0.00
5			0.00
6			0.00
7			0.00
8			0.00
9			0.00
<b>TOTAL</b>		<b>0</b>	<b>0.00</b>



(II)(a) Statement showing details of Depository Receipts (DRs)

Sr. No.	Type of outstanding DR (ADRs, GDRs, SDRs, etc.)	Number of outstanding DRs	Number of shares underlying outstanding DRs	Shares underlying outstanding DRs as a percentage of total number of shares {i.e., $\text{Grand Total (A)} \div \{(\text{B}) + (\text{C})\}$ indicated in Statement at para (I)(a) above}
1				0.00
2				0.00
3				0.00
4				0.00
5				0.00
6				0.00
7				0.00
8				0.00
9				0.00
TOTAL		0	0	0.00

