


Introductory sub-table (1)(a)

Name of the Company: **JAMES HOTELS LIMITED**

Scrip Code, Name of the scrip, class of security: **526558**

Quarter ended: **30.06.2014**

	No. of partly paid-up shares	As a % of total no. of partly paid-up shares	As a % of total no. of shares of the company
Partly paid-up shares:-			
Held by promoter/promoter group	0	#DIV/0!	0
Held by public	0	#DIV/0!	0
Total	0	#DIV/0!	0
Outstanding convertible securities:-	No. of outstanding securities	As a % of total no. of outstanding convertible securities	As a % of total no. of shares of the company, assuming full conversion of the convertible securities
Held by promoter/promoter group	0	#DIV/0!	0
Held by public	0	#DIV/0!	0
Total	0	#DIV/0!	0
Warrants:-	No. of warrants	As a % of total no. of warrants	As a % of total no. of shares of the company, assuming full conversion of warrants
Held by promoter/promoter group	0	#DIV/0!	0
Held by public	0	#DIV/0!	0
Total	0	#DIV/0!	0
Total paid-up capital of the company, assuming full conversion of warrants and convertible securities	80005000	#DIV/0!	8000500



Statement Showing Shareholding Pattern


Category code	Category of Shareholder	Table (I)(a)						Shares Pledged or otherwise encumbered	
		Number of Shareholders	Total number of shares	Number of shares held in dematerialized form	Total shareholding as a percentage of total number of shares		Number of shares	As a percentage	
					As a percentage of (A+B)	As a percentage of (A+B+C)			
(I)	(II)	(III)	(IV)	(V)	(VI)	(VII)	(VIII)	X = (VII)/(IV)*10	
(A)	Shareholding of Promoter and								
1	Indian								
(a)	Individuals/ Hindu Undivided Family								
		5	824840	824840	10.31	10.31	0	0.00	
(b)	Central Government/ State Government(s)	0	0	0	0.00	0.00	0	#DIV/0!	
(c)	Bodies Corporate	0	0	0	0.00	0.00	0	#DIV/0!	
(d)	Financial Institutions/ Banks	0	0	0	0.00	0.00	0	#DIV/0!	
(e)	Any Others(Specific)	0	0	0	0.00	0.00	0	#DIV/0!	
(e-i)					0.00	0.00	0	#DIV/0!	
(e-ii)					0.00	0.00	0	#DIV/0!	
	Sub Total(A)(1)	5	824840	824840	10.31	10.31	0	0.00	
2	Foreign								
a	Individuals (Non-Residents Individuals/ Foreign Individuals)	2	3365430	3365430	42.07	42.07	2400150	71.32	
b	Bodies Corporate				0.00	0.00	0	#DIV/0!	
c	Institutions				0.00	0.00	0	#DIV/0!	
d	Qualified Foreign Investor				0.00	0.00	0	#DIV/0!	
e	Any Others(Specific)				0.00	0.00	0	#DIV/0!	
e-i					0.00	0.00	0	#DIV/0!	
e-ii									
	Sub Total(A)(2)	2	3365430	3365430	42.07	42.07	2400150	71.32	
	Total Shareholding of Promoter	7	4190270	4190270	52.38	52.38	2400150	57.28	
(B)	Public shareholding								
1	Institutions								
(a)	Mutual Funds/ UTI	0	0	0	0.00	0.00			
(b)	Financial Institutions/ Banks	2	1100	0	0.01	0.01			
(c)	Central Government/ State Government(s)	0	0	0	0.00	0.00			
(d)	Venture Capital Funds	0	0	0	0.00	0.00			
(e)	Insurance Companies	0	0	0	0.00	0.00			
(f)	Foreign Institutional Investors	0	0	0	0.00	0.00			
(g)	Foreign Venture Capital Investors	0	0	0	0.00	0.00			
(h)	Qualified Foreign Investor	0	0	0	0.00	0.00			
(i)	Any Other (specify)	0	0	0	0.00	0.00			
(i-ii)					0.00	0.00			
(i-ii)									
	Sub-Total (B)(1)	2	1100	0	0.01	0.01			
B 2	Non-institutions								
(a)	Bodies Corporate	31	396176	259576	4.95	4.95			
(b)	Individuals								
I	Individuals - i. Individual shareholders holding nominal share capital up to Rs 1 lakh	2968	1519563	250683	18.99	18.99			
II	ii. Individual shareholders holding nominal share capital in excess of Rs. 1 lakh.	36	1890741	760941	23.63	23.63			
(c)	Qualified Foreign Investor	0	0	0	0.00	0.00			
(d)	Any Other (specify)	0	0	0	0.00	0.00			
(d-i)	HUF	2	300	300	0.00	0.00			
(d-ii)	Cleaning Members / House	3	2350	2350	0.03	0.03			
	Sub-Total (B)(2)	3040	3809130	1273850	47.61	47.61			
(B)	Total Public Shareholding (B) = (B)(1)+(B)(2)	3042	3810230	1273850	47.62	47.62			
	TOTAL (A)+(B)	3049	8000500	5464120	100.00	100.00			
(C)	Shares held by Custodians and against which Depository Receipts have been issued								
1	Promoter and Promoter Group					0.00	0	#DIV/0!	
2	Public					0.00	0		
	Sub-Total (C)	0	0	0		0	0		
	GRAND TOTAL (A)+(B)+(C)	3049	8000500	5464120	100.00	100.00	2400150	30.00	




(D)(b) Statement showing holding of securities (including shares, warrants, convertible securities) of persons belonging to the category "Promoter and Promoter Group"

Sr. No.	Name of the shareholder	Details of Shares held		Encumbered shares (*)		Details of warrants		Details of convertible securities		Total shares (including underlying shares assuming full conversion of warrants and convertible securities) as a % of diluted share capital
		Number of shares held	As a % of grand total (A)+(B)+(C)	No.	As a percentage (V)=(W/(III))*100	As a % of grand total (A)+(B)+(C) of sub-clause (I)(a)	Number of warrants held	As a % of total number of warrants of the same class	Number of convertible securities held	
(i)	(ii)	(iii)	(iv)	(v)	(vi)=(v)/(iii)*100	(vii)	(viii)	(ix)	(x)	(xi)
1	Ajmair Singh Bhullar	2093170	26.16	1200075	57.33	15.00	0	0	0	1200075
2	Harvatar Singh Aroa	1272260	15.90	1200075	94.33	15.00	0	0	0	1200075
3	Ajit Pal Singh	410455	5.13	0	0.00	0.00	0	0	0	0
4	Paramjit Singh	164611	2.06	0	0.00	0.00	0	0	0	0
5	Kanwaljit Singh	164181	2.05	0	0.00	0.00	0	0	0	0
6	Gurdit Singh	82093	1.03	0	0.00	0.00	0	0	0	0
7	Bhupinder Singh	3500	0.04	0	0.00	0.00	0	0	0	0
TOTAL		4190270	52.38	2400150	57.28	30.00	0	0	0	2400150

(*) The term "encumbrance" has the same meaning as assigned to it in regulation 28(3) of the SAST Regulations, 2011




(D)(c)(i) Statement showing holding of securities (including shares, warrants, convertible securities) of persons belonging to the category "Public" and holding more than 1% of the total number of shares									
Sr. No.	Name of the shareholder	Number of shares held	Shares as a percentage of total number of shares (i.e., Grand Total (A)+(B)+(C) indicated in Statement at para (D)(a) above;	Details of warrants		Details of convertible securities		Total shares (including underlying shares assuming full conversion of warrants and convertible securities) as a % of diluted share capital	
				Number of warrants held	As a % of total number of warrants of the same class	Number of convertible securities held	% w.r.t total number of convertible securities of the same class		
1	Sarabjeet Singh	176500	2.21	0	#DIV/0!	0	#DIV/0!	0	
2	Ram Sarup Raheja	160000	2.00	0	#DIV/0!	0	#DIV/0!	0	
4	Surinder Kumar Madan	153000	1.91	0	#DIV/0!	0	#DIV/0!	0	
3	Kanwal Jeet Kaur	142600	1.78	0	#DIV/0!	0	#DIV/0!	0	
5	Vikas Garg	119700	1.50	0	#DIV/0!	0	#DIV/0!	0	
6	Northland Avenues P. Ltd.	110000	1.37	0	#DIV/0!	0	#DIV/0!	0	
7	Jasjeet Singh Sandhu Resorts Private Limited	93700	1.17	0	#DIV/0!	0	#DIV/0!	0	
8		93500	1.17	0	#DIV/0!	0	#DIV/0!	0	
TOTAL		1049000	13.11	0	#DIV/0!	0	#DIV/0!	0	




(D)(c)(ii) Statement showing holding of securities (including shares, warrants, convertible securities) of persons (together with PAC) belonging to the category "Public" and holding more than 5% of the total number of shares of the company

Sr. No.	Name(s) of the shareholder(s) and the Persons Acting in Concert (PAC) with them	Number of shares	Shares as a percentage of total number of shares {i.e., Grand Total (A)+(B)+(C) indicated in Statement at para (D)(a) above}	Details of warrants		Details of convertible securities		Total shares (including underlying shares assuming full conversion of warrants and convertible securities) as a % of diluted share capital
				Number of warrants	As a % total number of warrants of the same class	Number of convertible securities held	% w.r.t total number of convertible securities of the same class	
1	NIL	0	0.00	0	#DIV/0!	0	#DIV/0!	0
2	NIL	0	0.00	0	#DIV/0!	0	#DIV/0!	0
3	NIL	0	0.00	0	#DIV/0!	0	#DIV/0!	0
TOTAL		0	0.00	0	#DIV/0!	0	#DIV/0!	0




(D)(d) Statement showing details of locked-in shares

Sr. No.	Name of the shareholder	Number of locked-in shares	Locked-in shares as a percentage of total number of shares i.e., Grand Total (A)+(B)+(C) indicated in Statement at para (D)(a) above}
1	NIL	0	0.00
2	NIL	0	0.00
TOTAL		0	0.00



(II)(a) Statement showing details of Depository Receipts (DRs)

Sr. No.	Type of outstanding DR (ADRs, GDRs, SDRs, etc.)	Number of outstanding DRs	Number of shares underlying outstanding DRs	Shares underlying outstanding DRs as a percentage of total number of shares {i.e., Grand Total (A)+(B)+(C) indicated in Statement at para (I)(a) above}
1	NIL	0	0	0.00
2	NIL	0	0	0.00
3	NIL	0	0	0.00
4	NIL	0	0	0.00
5	NIL	0	0	0.00
6	NIL	0	0	0.00
7	NIL	0	0	0.00
8	NIL	0	0	0.00
9	NIL	0	0	0.00
TOTAL		0	0	0.00



(11)(b) Statement showing holding of Depository Receipts (DRs), where underlying shares held by "promoter/promoter group" are in excess of 1% of the total number of shares

Sr. No.	Name of the DR Holder	Type of outstanding DR (ADRs, GDRs, SDRs, etc.)	Number of shares underlying outstanding DRs	Shares underlying outstanding DRs as a percentage of total number of shares {i.e., Grand Total (A)+(B)+(C) indicated in Statement at para (1)(a) above}
1	NIL	0	0	0.00
2	NIL	0	0	0.00
3	NIL	0	0	0.00
4	NIL	0	0	0.00
5	NIL	0	0	0.00
6	NIL	0	0	0.00
7	NIL	0	0	0.00
8	NIL	0	0	0.00
9	NIL	0	0	0.00
TOTAL				0.00

