

(1) (a) STATEMENT SHOWING SHAREHOLDING PATTERN IN CLAUSE-35

Name of the Company	JAIPRAKASH ASSOCIATES LIMITED
Scrip Code	532532
Name of the Scrip	JAIPRA / JPASSOCIAT
Class of Security	EQUITY
Quarter Ended	30-09-2014

Partly paid-up shares	No. of partly paid-up shares	As a % of total no. of partly paid-up shares	As a % of total no. of shares of the Company.
Held by Promoter/ Promoter Group	-	-	-
Held by Public	-	-	-
Total	-	-	-

Outstanding convertible securities	No. of outstanding securities	As a % of total no. of outstanding convertible securities.	As a % of total no. of shares of the Company assuming full conversion of the convertible securities
Held by Promoter/ Promoter Group	-	0.00%	0.00%
Held by Public (See Note below)	110,400	100.00%	3.16%
Total	110,400	100.00%	3.16%

Warrants	No. of warrants	As a % of total no. of warrants	As a % of total no. of shares of the Company, assuming full conversion of warrants
Held by Promoter/ Promoter Group	-	-	-
Held by Public	-	-	-
Total	-	-	-

Total paid-up capital of the Company, assuming full conversion of warrants and convertible securities	2,511,759,787 Equity Shares of Rs. 2 each
--	--

Note : The Company has presently one series of outstanding Foreign Currency Convertible Bonds (FCCBs) i.e. FCCB-IV. FCCB-I, FCCB-II & FCCB-III were fully extinguished on 17.02.2010, 09.03.2013 & 12.09.2012 respectively. The details of FCCB-IV are as under:

S No.	Particulars	FCCB-IV in US\$
(i)	Total Issue Size (No. of Bonds)	150,000 of US\$1,000 each
(ii)	No. of outstanding Bonds	110,400 of US\$1,000 each
(iii)	Percentage outstanding	73.60%
(iv)	No. of shares to be issued, if converted	79,302,812
(v)	Present Paid up Capital (No. of Shares)	2,432,456,975
(vi)	Total Paid up Capital, assuming full conversion of outstanding FCCBs (No. of Shares)	2,511,759,787
(vii)	Aggregate no. of shares to be issued upon full conversion as a % of total no. of shares of the Company assuming full conversion of the convertible securities [(iv) as % of (vi)]	3.16%




RS & JS

JAIPRAKASH ASSOCIATES LIMITED - SHAREHOLDING PATTERN AS ON 30-09-2014

CATEGORY CODE	CATEGORY OF SHAREHOLDER	NO OF SHAREHOLDERS	TOTAL NUMBER OF SHARES	NO OF SHARES HELD IN DEMAT-ERIALIZED FORM	TOTAL SHAREHOLDING AS A % OF TOTAL NO OF SHARES		SHARES PLEDGED OR OTHERWISE ENCUMBERED	
					As a Percentage of (A+B)	As a Percentage of (A+B+C)	NUMBER OF SHARES	AS A PERCENTAGE
(I)	(II)	(III)	(IV)	(V)	(VI)	(VII)	(VIII)	(IX)=(VIII)/(IV)*100
(A) PROMOTER AND PROMOTER GROUP								
(1) INDIAN								
(a)	Individual / HUF	78	69,655,792	69,655,792	2.86%	2.86%	8,185,000	11.75%
(b)	Central Government/ State Government(s)	-	-	-	-	-	-	-
(c)	Bodies Corporate	9	703,311,585	703,311,585	28.91%	28.91%	5,287,500	0.75%
(d)	Financial Institutions / Banks	-	-	-	-	-	-	-
(e)	Any other (specify) -Trusts - Wherein Company is Beneficiary	4	189,316,882	189,316,882	7.78%	7.78%	*	-
Sub-Total A(1)		91	962,284,269	962,284,269	39.56%	39.56%	13,472,500	1.40%
(2) FOREIGN								
(a)	Individuals (Non Resident Individuals/Foreign Individuals)	1	31,760	31,760	0.00%	0.00%	-	-
(b)	Bodies Corporate	-	-	-	-	-	-	-
(c)	Institutions	-	-	-	-	-	-	-
(d)	Qualified Foreign Investor	-	-	-	-	-	-	-
(e)	Any other (specify)	-	-	-	-	-	-	-
Sub-Total A(2)		1	31,760	31,760	0.00%	0.00%	-	-
Total A = A(1) + A(2)		92	962,316,019	962,316,019	39.56%	39.56%	13,472,500	1.40%
(B) PUBLIC SHAREHOLDING								
(1) INSTITUTIONS								
(a)	Mutual Funds /UTI	63	65,378,833	65,235,232	2.69%	2.69%	-	-
(b)	Financial Institutions /Banks	77	5,756,569	5,499,001	0.24%	0.24%	-	-
(c)	Central Government / State Government(s)	-	-	-	-	-	-	-
(d)	Venture Capital Funds	-	-	-	-	-	-	-
(e)	Insurance Companies	34	112,040,405	112,033,655	4.61%	4.61%	-	-
(f)	Foreign Institutional Investors	313	698,517,002	698,116,467	28.72%	28.72%	-	-
(g)	Foreign Venture Capital Investors	-	-	-	-	-	-	-
(h)	Qualified Foreign Investor	-	-	-	-	-	-	-
(i)	Any other (Specify)	-	-	-	-	-	-	-
Sub-Total B(1)		487	881,692,809	880,884,355	36.25%	36.25%	-	-
(2) NON-INSTITUTIONS								
(a)	Bodies Corporate	4,255	150,682,014	149,267,191	6.19%	6.19%	-	-
(b)	Individuals	-	-	-	-	-	-	-
	(i) Individuals holding nominal share capital upto Rs.1 lakh	624,462	347,037,193	322,039,698	14.27%	14.27%	-	-
	(ii) Individuals holding nominal share capital in excess of Rs.1 lakh	302	36,981,535	36,524,598	1.52%	1.52%	-	-
(c)	Qualified Foreign Investor	-	-	-	-	-	-	-
(d)	Any other (specify)	-	-	-	-	-	-	-
	(i) Non resident Indians	6,262	17,008,303	15,238,090	0.70%	0.70%	-	-
	(ii) Trusts	24	9,311,671	9,311,671	0.38%	0.38%	-	-
	(iii) OCB	5	178,250	2,000	0.01%	0.01%	-	-
	(iv) Foreign Body Corporate	5	3,432,447	3,432,447	0.14%	0.14%	-	-
	(v) Clearing Members & in transit	505	23,816,734	23,816,734	0.98%	0.98%	-	-
Sub-Total B(2)		635,820	588,448,147	559,632,429	24.19%	24.19%	-	-
Total B = B(1) + B(2)		636,307	1,470,140,956	1,440,516,784	60.44%	60.44%	-	-
Total (A + B)		636,399	2,432,456,975	2,402,832,803	100.00%	100.00%	13,472,500	0.55%
(C) SHARES HELD BY CUSTODIANS, AGAINST WHICH DEPOSITORY RECEIPTS HAVE BEEN ISSUED								
(1)	Promoter and Promoter Group	-	-	-	-	-	-	-
(2)	Public	-	-	-	-	-	-	-
Total(C)		-	-	-	-	-	-	-
GRAND TOTAL (A + B + C)		636,399	2,432,456,975	2,402,832,803	100.00%	100.00%	13,472,500	0.55%

* The entire share holding of 189,316,882 Equity Shares held by the Four Trusts, of which the Company is the sole beneficiary, is also pledged for securing the loan obtained by the Company.

(I)(b) Statement showing holding of securities (including shares, warrants, convertible securities) of persons belonging to the category "Promoter and Promoter Group"											
Sr.No	Name of the Shareholder	Details of Shares held		Encumbered shares			Details of Warrants		Details of convertible securities		Total Shares (including underlying shares assuming full conversion of warrants and convertible securities) as a % of diluted share capital**
		No. of Shares held	As a % of grand total (A)+(B)+(C)	No.	AS a percentage	AS a % of grand total (A) + (B) + (C) of sub-clause (I)(a)	Number of warrants held	As a % total number of warrants of the same class	Number of convertible securities held	As a % total number of convertible securities of the same class	
(I)	(II)	(III)	(IV)	(V)	(VI)=(V)/(III)*100	(VII)	(VIII)	(IX)	(X)	(XI)	(XII)
Individuals/ Hindu Undivided Family											
1	ADARSH BALA JAIN	2,000	0.00								0.00
2	ADARSH BALA JAIN	605,550	0.02								0.02
3	ANJALI JAIN	1,513,150	0.06								0.06
4	ANUJA JAIN	3,925,150	0.16								0.16
5	ARCHANA SHARMA	151,237	0.01								0.01
6	ARJUN SINGH	1,824,775	0.07								0.06
7	B. K. JAIN	8,000	0.00								0.00
8	BHAVNA KUMAR	154,000	0.01								0.01
9	BIJAY KUMAR JAIN	2,512,500	0.10								0.10
10	CHANDRA KALA GAUR	111,287	0.00								0.00
11	DATTA RAM GOPAL KADKADE	4,231,747	0.17								0.17
12	GYAN PRAKASH GAUR	36,046	0.00								0.00
13	GYAN PRAKASH GAUR	5,587	0.00								0.00
14	I N DUBEY	675,375	0.03								0.03
15	JAIPRAKASH GAUR	38,924	0.00								0.00
16	JAYA SINGH	1,624,775	0.07								0.06
17	JYOTI KAMAT KADKADE	6,562	0.00								0.00
18	K P SHARMA	435,375	0.02								0.02
19	KUMUD JAIN	5,322,894	0.22								0.21
20	MANJU SHARMA	9,750	0.00								0.00
21	MANOJ GAUR	175,900	0.01								0.01
22	MAYANK SHARMA	31,150	0.00								0.00
23	NANAK CHAND SHARMA	126,127	0.01								0.01
24	NANDITA GAUR	89,481	0.00								0.00
25	NAVEEN KUMAR SINGH	3,088,436	0.13								0.12
26	NIRMALA SHARMA	5,620	0.00								0.00
27	NIRUPMA SAKLANI	2,502,500	0.10								0.10
28	P K JAIN	4,083,795	0.17								0.16
29	P K JAIN	52,287	0.00								0.00
30	PANKAJ GAUR	156,760	0.01								0.01
31	PRABODH V VORA	2,760,875	0.11								0.11
32	PRAVIN KUMAR SINGH	3,185,470	0.13								0.13
33	PUNEET KUMAR JAIN	450,000	0.02	450,000	100.00	0.02					0.02
34	PUNEET KUMAR JAIN KARTA PUNEET KUMAR JAIN(HUF)	5,092	0.00								0.00
35	RAHUL KUMAR	150,750	0.01								0.01
36	RAJ KUMAR SINGH	5,043,241	0.21								0.20
37	RAJENDER SINGH	300	0.00								0.00
38	RAKESH SHARMA	1,312	0.00								0.00
39	RAKESH SHARMA	250	0.00								0.00
40	RAN VIJAY SINGH	3,043,015	0.13								0.12
41	RASHI DIXIT	67,275	0.00								0.00
42	REKHA DIXIT	59,481	0.00								0.00
43	RISHABH JAIN	25,000	0.00								0.00
44	RITA DIXIT	155,711	0.01								0.01
45	SAMEER GAUR	2,000	0.00								0.00
46	SANJANA JAIN	12,970	0.00								0.00
47	SARAT KUMAR JAIN	48,016	0.00								0.00
48	SARAT KUMAR JAIN	3,000,000	0.12	3,000,000	100.00	0.12					0.12
49	SATYENDRA PRAKASH JOSHI	569,251	0.02								0.02
50	SHAIL JAIN	143,440	0.01	135,000	94.12	0.01					0.01
51	SHASHI KUMAR	315,000	0.01								0.01
52	SHIVA DIXIT	124,632	0.01								0.00
53	SHRAVAN JAIN	7,900	0.00								0.00
54	SHRAVAN JAIN	24,000	0.00								0.00
55	SHYAM KUMARI SINGH	33,840	0.00								0.00




RW 8

Sr.No	Name of the Shareholder	Details of Shares held		Encumbered shares			Details of Warrants		Details of convertible securities		Total Shares (including underlying shares assuming full conversion of warrants and convertible securities) as a % of diluted share capital**
		No. of Shares held	As a % of grand total (A)+(B)+(C)	No.	AS a percentage	AS a % of grand total (A) + (B) + (C) of sub-clause (I)(a)	Number of warrants held	As a % total number of warrants of the same class	Number of convertible securities held	As a % total number of convertible securities of the same class	
(I)	(II)	(III)	(IV)	(V)	(VI)=(V)/(III)*100	(VII)	(VIII)	(IX)	(X)	(XI)	(XII)
56	SONIA GUPTA	107,437	0.00								0.00
57	SUCHARITA JAIN	125	0.00								0.00
58	SUNIL DATTARAM KADKADE	194,250	0.01								0.01
59	SUNIL JOSHI	2,139,000	0.09								0.09
60	SUNIL KUMAR SHARMA	1	0.00								0.00
61	SUNIL KUMAR SHARMA	1,500	0.00								0.00
62	SUNITA JOSHI	18,500	0.00								0.00
63	SUNITA JOSHI	2,512,500	0.10								0.10
64	SUNNY GAUR	238,045	0.01								0.01
65	SUREN JAIN	2,328,215	0.10								0.09
66	SURESH KUMAR	33,000	0.00								0.00
67	URVASHI GAUR	77,506	0.00								0.00
68	URVASHI GAUR	93,000	0.00								0.00
69	VARSHA SINGH	1,824,775	0.07								0.06
70	VIJAY GAUR	20,825	0.00								0.00
71	VIJAY GAUR	865,912	0.04								0.03
72	VINITA GAUR	89,461	0.00								0.00
73	VINOD SHARMA	158,862	0.01								0.01
74	VINOD SHARMA	10,500	0.00								0.00
75	VIREN JAIN	2,021,581	0.08								0.08
76	VISHALI JAIN	31,687	0.00								0.00
77	VISHALI JAIN	700,000	0.03	700000	100.00	0.03					0.03
78	VISHALI JAIN	3,900,000	0.16	3900000	100.00	0.16					0.16
		68,655,792	2.86	8,185,000	11.75	0.34					2.77
Bodies Corporate											
79	ESSJAY ENTERPRISES PVT LTD	801,832	0.03	787,500	98.21	0.03	NIL		NIL		0.03
80	ESSJAY ENTERPRISES PVT LTD	4,500,000	0.18	4,500,000	100.00	0.18					0.18
81	AKASVA ASSOCIATES PVT. LTD.	2,397,927	0.10								0.10
82	JAI PRAKASH EXPORTS PVT LTD	3,431,127	0.14								0.14
83	JAYPEE INFRA VENTURES (A PRIVATE COMPANY WITH UNLIMITED LIABILITY)	688,306,042	28.30								27.40
84	LUCKYSTRIKE FINANCIERS PRIVATE LIMITED	3,703,500	0.15								0.15
85	PAC PHARMA DRUGS AND CHEMICAL PVT LTD	27,675	0.00								0.00
86	PEARTREE ENTERPRISES PVT LTD	795	0.00								0.00
87	SRMB DAIRY FARMINGS PVT LTD	142,687	0.01								0.01
		703,311,585	28.91	5,287,500	0.75	0.22					28.00
ON BEHALF OF TRUSTS - WHEREIN COMPANY IS BENEFICIARY											
88	SUNIL KUMAR SHARMA TRUSTEE JHL TRUST	46,074,914	1.85								1.79
89	REKHA DIXIT TRUSTEE JCL TRUST	49,657,605	2.04								1.98
90	SUNNY GAUR TRUSTEE GAEL TRUST	26,735,736	1.10								1.06
91	SAMEER GAUR TRUSTEE JEL TRUST	67,848,627	2.79								2.70
		189,316,882	7.78	*							7.54
Non Resident Individual / Foreign Individual											
92	CHITTARANJAN JAIN	31,760	0.00								0.00
	TOTAL	862,316,019	39.56	13,472,500	1.40	0.55					38.31

* The entire share holding of 189,316,882 Equity Shares held by the Four Trusts, of which the Company is the sole beneficiary, is also pledged for securing the loan obtained by the Company.

** The Diluted Share Capital of the Company is 2,511,759,787 Shares (assuming full conversion of FCCBs).




(l)(c)(i) Statement showing holding of securities (including shares, warrants, convertible securities) of persons belonging to the category "Public" and holding more than 1% of the total number of shares

Sr.No.	Name of the shareholder	Number of shares held	Shares as a percentage of total number of shares (i.e., Grant total (A)+(B)+(C) indicated in Statement at para (l)(a) above)	Details of warrants		Details of convertible securities		Total shares (including underlying shares assuming full conversion of warrants and convertible securities) as a % of diluted share capital)
				Number of warrants held	As a % total number of warrants of the same class	Number of convertible securities held	% w.r.t total number of convertible securities of the same class	
1	LIFE INSURANCE CORPORATION OF INDIA & MUTUAL FUNDS	108,934,905	4.48	NIL	N.A.	NIL	N.A.	4.34
2	PLATINUM INVESTMENT MANAGEMENT LIMITED A/C PLATINUM INTERNATIONAL FUND	79,507,675	3.27	NIL	N.A.	NIL	N.A.	3.17
3	HSBC GLOBAL INVESTMENT FUNDS A/C HSBC GLOBAL INVESTMENT FUNDS MAURITIUS LTD.	69,034,776	2.84	NIL	N.A.	NIL	N.A.	2.75
4	PLATINUM INVESTMENT MANAGEMENT LIMITED A/C PLATINUM ASIA FUND	39,859,201	1.64	NIL	N.A.	NIL	N.A.	1.59
TOTAL		297,336,557	12.22	NIL	N.A.	NIL	N.A.	11.84

(l)(c)(ii) Statement showing holding of securities (including shares, warrants, convertible securities) of persons (together with PAC) belonging to the category "Public" and holding more than 5% of the total number of shares of the company

Sr.No.	Name(s) of the shareholder(s) and the Persons Acting in Concert (PAC) with them	Number of shares held	Shares as a percentage of total number of shares (i.e., Grant total (A)+(B)+(C) indicated in Statement at para (l)(a) above)	Details of warrants		Details of convertible securities		Total shares (including underlying shares assuming full conversion of warrants and convertible securities) as a % of diluted share capital)
				Number of warrants held	As a % total number of warrants of the same class	Number of convertible securities held	% w.r.t total number of convertible securities of the same class	
NIL								



(I)(d) STATEMENT SHOWING DETAILS OF LOCKED-IN SHARES


Sr. No.	Name of the Shareholder	No. of Locked-in Shares	Locked-in shares as a percentage of total number of shares (i.e., Grand Total (A)+(B)+(C) indicated in Statement at para (I)(a) above)
		NIL	
TOTAL			

(II)(a) STATEMENT SHOWING DETAILS OF DEPOSITORY RECEIPTS (DRS)

Sr.No.	Type of outstanding DR (ADRs,GDRs,SDRs,etc.)	Number of outstanding DRs	Number of shares underlying outstanding DRs	Shares underlying outstanding DRs as a percentage of total number of shares (i.e., Grand Total (A)+(B)+(C) indicated in Statement at Para(I)(a) above)
		NIL		
TOTAL				

(II)(b) Statement showing Holding of Depository Receipts (DRs), where underlying shares held by "Promoter/Promoter group"


Sr.No.	Name of the DR Holder	Type of outstanding DR (ADRs,GDRs,SDRs,etc.)	Number of shares underlying outstanding DRs	Shares underlying outstanding DRs as a percentage of total number of shares (i.e., Grand Total (A)+(B)+(C) indicated in Statement at para(I)(a) above)
		NIL		
TOTAL				



(III)(a) Statement showing the voting pattern of shareholders, if more than one class of shares/securities is issued by the issuer

Category Code	Category of Shareholders	Number of Voting Rights held in each class of securities			Total Voting Rights (III+IV+V)	Total Voting Rights i.e(VI)	
		Class X	Class Y	Class Z		As a percentage of (A+B) (VI1)	As a percentage of (A+B+C) (VIII)
(I)	(II)	(III)	(IV)	(V)	(VI)	(VI1)	(VIII)
(A)	PROMOTER AND PROMOTER GROUP						
(1)	INDIAN						
(a)	Individuals /Hindu Undivided Family						
(b)	Central Government/State Government(s)						
(c)	Bodies Corporate						
(d)	Financial Institutions / Banks						
(e)	Any Other (Specify)						
	Sub-Total (A) (1) :						
(2)	FOREIGN						
(a)	Individuals (Non Resident Individuals/Foreign Individuals)						
(b)	Bodies Corporate						
(c)	Institutions						
(d)	Any Other (Specify)						
	Sub-Total (A)(2) :						
	Total Share Holding of Promoter and Promoter Group (A)=(A)(1)+(A)(2)						
(B)	PUBLIC SHAREHOLDING						
(1)	INSTITUTIONS						
(a)	Mutual Funds /UTI						
(b)	Financial Institutions /Banks						
(c)	Central Government / State Government(s)						
(d)	Venture Capital Funds						
(e)	Insurance Companies						
(f)	Foreign Institutional Investors						
(g)	Foreign Venture Capital Investors						
(h)	Any Other (Specify)						
	Sub-Total (B)(1) :						
(2)	NON-INSTITUTIONS						
(a)	Bodies Corporate						
(b)	Individuals						
	(i) Individual shareholders holding nominal share capital up to Rs.1 lakh						
	(ii) Individual shareholders holding nominal share capital in excess of Rs.1 lakh						
(c)	Any Other (Specify)						
	Clearing Members						
	Non Resident Indians						
	Sub-Total (B)(2) :						
	Total Public Share Holding (B)=(B)(1)+(B)(2) :						
	Total (A)+(B) :						
(C)	Shares held by custodians, against which Depository Receipts have been issued						
	GRAND TOTAL (A)+(B)+(C) :						

Not Applicable as the Company has only one class of shares.



RO-3