



SCRIP CODE : 532033 SCRIP NAME : JAINSTUDIO SCRIP TYPE :- EQUITY  
 (I)(A) STATEMENT SHOWING SHAREHOLDING PATTERN AS ON 30/09/2014

Category code (I)	Category of Shareholder (II)	Number of Shares (III)	Total number of shares (IV)	Number of shares held in dematerialized form (V)	Total shareholding as a percentage of total number of shares		Number of Shares Pledged or otherwise encumbered	As a percentage
					As a percentage of (A+B)	As a percentage of (A+B+C)		
(A)	Shareholding of Promoter and Promoter Group							
1	Indian							
(a)	Individuals/ Hindu Undivided Family	5	6,250,400	200,100	21.86	21.86	-	-
(b)	Central Government/ State Government(s)	-	-	-	-	-	-	-
(c)	Bodies Corporate	16	10,851,557	382,657	37.95	37.95	2,210,300	20.37
(d)	Financial Institutions/ Banks	-	-	-	-	-	-	-
(e)	Any Other	-	-	-	-	-	-	-
	Directors and their relatives	1	2,559	2,559	0.01	0.01	-	-
	Sub Total(A)(1)	22	17,104,516	585,316	59.82	59.82	2,210,300	12.92
2	Foreign							
(a)	Individuals (Non-Residents Individuals/Foreign Individuals)	-	-	-	-	-	-	-
(b)	Bodies Corporate	-	-	-	-	-	-	-
(c)	Institutions	-	-	-	-	-	-	-
(d)	Any Other	-	-	-	-	-	-	-
	Directors and their relatives	-	-	-	-	-	-	-
	Sub Total(A)(2)	-	-	-	-	-	-	-
	Total Shareholding of Promoter and Promoter Group (A)= (A)(1)+(A)(2)	22	17,104,516	585,316	59.82	59.82	2,210,300	12.92
(B)	Public shareholding							
1	Institutions							
(a)	Mutual Funds/ UTI	1	1,900	-	0.01	0.01	-	-
(b)	Financial Institutions/ Banks/ Assets Stabilization Fund	1	5,000,000	-	17.49	17.49	-	-
(c)	Central Government/ State Government(s)	-	-	-	-	-	-	-



(d)	Venture Capital Funds	-	-	-	-	-	-	-	-
(e)	Insurance Companies	-	-	-	-	-	-	-	-
(f)	Foreign Institutional Investors	-	-	-	-	-	-	-	-
(g)	Foreign Venture Capital Investors	-	-	-	-	-	-	-	-
(h)	Any Other	-	-	-	-	-	-	-	-
	Sub-Total (B)(1)	2	5,001,900	-	-	17.49	17.49	-	-
2	Non-Institutions								
(a)	Bodies Corporate	218	873,345	851,445	3.05	3.05			
(b)	Individuals								
I	i. Individual shareholders holding nominal share capital up to Rs. 1 lakh	7,088	2,233,586	2,081,850	7.81	7.81			
II	ii. Individual shareholders holding nominal share capital in excess of Rs. 1 lakh.	42	1,189,101	1,089,601	4.16	4.16			






INTRODUCTORY SUB-TABLE (I/A)  
 SCRIP CODE : 532033 SCRIP NAME : JAINSTUDIO SCRIP TYPE :- EQUITY  
 QUARTER ENDED 30/06/2014

Partly paid-up shares:-	No. of partly paid-up shares	As a % of total no. of partly paid-up shares	As a % of total no. of shares of the company
Held by promoter/promoter group	-	-	-
Held by public	-	-	-
<b>Total - D</b>	-	-	-
Outstanding convertible securities:-	No. of outstanding securities	As a % of total no. of outstanding convertible securities	As a % of total no. of shares of the company, assuming full conversion of the convertible securities
Held by promoter/promoter group	-	-	-
Held by public	-	-	-
<b>Total - E</b>	-	-	-
Warrants:-	No. of warrants	As a % of total no. of warrants	As a % of total no. of shares of the company, assuming full conversion of warrants
Held by promoter/promoter group	-	-	-
Held by public	-	-	-
<b>Total - F</b>	-	-	-
Total paid-up capital of the company, assuming full conversion of warrants and convertible securities (Grand Total (A+B+C)+D+E+F)	28,594,682	N.A.	100.00

For Jain Studios Limited

Authorised Signatory




**(I)(B) STATEMENT SHOWING SHAREHOLDING OF PERSONS BELONGING TO THE CATEGORY "PROMOTER AND PROMOTER GROUP"**

S.N (i)	Name of the shareholder	Details of shares held			Shares pledged or otherwise unencumbered			Details of Warrants		Details of Convertible Securities		Total Shares Underlying (including conversion of Warrants and Convertible Securities) As a % of Diluted Share Capital
		Number of Shares Held	As a % of grand total	Number	As a % of grand total	As a % of grand total (A)+(B)+(C) of sub-clause (vii)	Number of Warrants held	As a % of total number of warrants of the same class	Number of Convertible Securities Held	As a % of total number of Convertible Securities of the same class		
1	Rajal Jain	100	0.00	-	-	-	-	-	-	-	0.00	
2	Rishabh Chand Jain	100	0.00	-	-	-	-	-	-	-	0.00	
3	Sadhna Ashitane	100	0.00	-	-	-	-	-	-	-	0.00	
4	Jinendra Kumar Jain	200,100	0.70	-	-	-	-	-	-	-	0.70	
5	Dr. Jain Clinic Pvt Ltd	5,000	0.02	-	-	-	-	-	-	-	0.02	
6	Ankur Services & Growth Fund Ltd	5,000	0.02	-	-	-	-	-	-	-	0.02	
7	Dr. Jain Always Pvt Ltd	6,000	0.02	-	-	-	-	-	-	-	0.02	
8	Ankur Services & Growth Fund Ltd	67,657	0.24	-	-	-	-	-	-	-	0.24	
9	Sona Press Pvt. Ltd.	308,800	1.08	200,100	64.80	0.70	-	-	-	-	1.08	
10	Sadhna Publicly Services Pvt Ltd	340,000	1.19	-	-	-	-	-	-	-	1.19	
11	Shambhu Dayal Lam Chand Pvt Ltd	384,000	1.27	384,000	100.00	1.27	-	-	-	-	1.27	
12	Jain Communication & Electro. P Ltd	366,000	1.28	366,000	100.00	1.28	-	-	-	-	1.28	
13	Dr. Jain Always Pvt Ltd	450,000	1.57	-	-	-	-	-	-	-	1.57	
14	Sadhna Publicly Services Pvt Ltd	584,000	2.04	584,000	100.00	2.04	-	-	-	-	2.04	
15	Dr. Jain Clinic P Ltd	645,000	2.26	645,000	100.00	2.26	-	-	-	-	2.26	
16	Jain Communication & Electro. P Ltd	1,500,000	5.25	-	-	-	-	-	-	-	5.25	
17	Shambhu Dayal Lam Chand Pvt Ltd	1,500,000	5.25	-	-	-	-	-	-	-	5.25	
18	Sona Press Pvt. Ltd.	1,551,200	5.42	51,200	3.30	0.18	-	-	-	-	5.42	
19	Bharvi Jain	2,559	0.01	-	-	-	-	-	-	-	0.01	
20	Jinendra Kumar Jain	6,050,000	21.16	-	-	-	-	-	-	-	21.16	
21	Dr. Jain Video On Wheels Ltd.	1,579,350	5.52	-	-	-	-	-	-	-	5.52	
22	Nodia Software Technology Park Ltd.	1,579,350	5.52	-	-	-	-	-	-	-	5.52	
	<b>TOTAL</b>	<b>17,104,516</b>	<b>59.82</b>	<b>2,210,300</b>	<b>12.82</b>	<b>7.73</b>	-	-	-	-	<b>59.82</b>	

For Jain Studios Limited

Authorised Signatory



**PERSONS BELONGING TO THE CATEGORY "PUBLIC" AND HOLDING MORE THAN 1% OF THE TOTAL NUMBER OF SHARES"**

Sr. No.	Name of the shareholder	Number of shares	Shares as a percentage of total number of shares (i.e., Grand Total (A)+(B)+(C) Indicated in para (j)(a) above)	Details of Warrants		Details of Convertible Securities		Total Shares (including Underlying Shares assuming full conversion of Warrants and Convertible Securities) / As a % of Diluted Share Capital
				Number of Warrants held	As a % total number of warrants of the same class	Number of Convertible Securities Held	As a % total number of Convertible Securities of the same class	
1	Gaynor Limited	2,000,000	6.99					
2	R. B. Mercantile Pvt Ltd	553,800	1.94					
3	Stressed Assets Stabilization Fund	5,000,000	17.49					
	<b>TOTAL</b>	<b>7,553,800</b>	<b>26.42</b>					

For Jain Studios Limited

Authorised Signatory




**(INC/III) STATEMENT SHOWING HOLDING OF SECURITIES (INCLUDING SHARES, WARRANTS, CONVERTIBLE SECURITIES) OF PERSONS) (TOGETHER WITH PAC) BELONGING TO THE CATEGORY "PUBLIC" AND HOLDING MORE THAN 5% OF THE TOTAL NUMBER OF SHARES OF THE COMPANY**

Sr. No.	Name of the shareholder	Number of shares held	shares as a percentage of total number of shares (i.e., Grand Total (A)+(B)+(C) indicated in Statement at para (i)(a) above)	Details of Warrants		Details of Convertible Securities		Total Shares (including Underlying Shares assuming full conversion of Warrants and Convertible Securities) As a % of Diluted Share Capital
				Number of Warrants held	As a % total number of warrants of the same class	Number of Convertible Securities Held	As a % total number of Convertible Securities of the same class	
1	Gaynor Limited	2,000,000	6.99					
2	Stressed Assets Stabilization Fund	5,000,000	17.49					
	<b>Total</b>	<b>7,000,000</b>	<b>24.48</b>					

For Jain Studios Limited


Authorised Signatory



Statement showing details of locked-in shares			
(1)(d)			
Sr. No.	Name of the shareholder	Number of locked-in shares	Locked-in shares as a percentage of total number of shares (i.e., Grand Total (A)+(B)+(C) indicated in Statement at para (1)(a) above)
1	Jinendra Kumar Jain	200100	0.70 Promoter
2	Jinendra Kumar Jain	6050000	21.16 Promoter
3	Dr. Jain Video On Wheels Ltd.	1579350	5.52 Promoter Group
4	Noida Software Technology Park Ltd.	1579350	5.52 Promoter Group
	Total	9408800	32.90

For Jain Studios Limited


Authorised Signatory





(II)(A) STATEMENT SHOWING DETAILS OF DEPOSITORY RECEIPTS (DRS)

Sr. No.	Type of outstanding DR (ADRs, GDRs, SDRs, etc.)	Number of outstanding DRS	Number of shares underlying outstanding DRS	Shares underlying outstanding DRS as a percentage of total number of shares (i.e., Grand Total (A)+(B)+(C) indicated in Statement at
1	N/A	N/A	N/A	N/A
TOTAL				



**(II)(B) STATEMENT SHOWING DETAILS OF DEPOSITORY RECEIPTS (DRS) WHERE UNDERLYING SHARES HELD BY PROMOTER/PROMOTER GROUP ARE IN EXCESS OF 1% OF THE TOTAL NUMBER OF SHARES**

Sr. No.	Name of the DR Holder	Type of outstanding DR (ADRs, GDRs, SDRs, etc.)	Number of shares underlying outstanding DRS	Shares underlying outstanding DRS as a percentage of total number of shares (i.e., Grand Total (A)+(B)+(C) indicated in Statement at para (I)(a) above)
N/A	N/A	N/A	N/A	N/A
Total				

