

April 7, 2014

To,
The Corporate Relationship Dept
Bombay Stock Exchange Limited
P J Tower
Dalal Street,
Mumbai 400 001

Dear Sir/ Madam,

Sub: Shareholding pattern for quarter ended as on 31st March, 2014

Ref: Scrip Code: 531339


Pursuant to Clause 35 of the Listing Agreement please find enclosed herewith the Shareholding pattern for quarter ended as on 31st March, 2014


Please find the above report in order and kindly acknowledge the same.

Thanking You,

Yours faithfully

For Jaihind Projects Limited


Gaurav P. Hinduja
Director



Encl: as above



Corporate Office:

3rd Floor, Venus Atlantis Corporate park
Nr. Prahladnagar AUDA Garden, Satellite
Ahmedabad 380 015. Gujarat, INDIA.


Ph.: +91 79 40501300 | Fax: +91 79 40501310/11
email: info@jpl.co.in | www.jpl.co.in

CIN: L45201GJ1965PLC008338


Introductory sub-table (I)(a)			
Name of the Company: Jaihind Projects Limited			
Scrip Code, Name of the scrip, class of security: 531339 , JAIPROJ, Equity Shares			
Quarter ended: 31st March, 2014			
Partly paid-up shares:-	No. of partly paid-up shares	As a % of total no. of partly paid-up shares	As a % of total no. of shares of the company
Held by promoter/promoter group	NA	NA	NA
Held by public	NA	NA	NA
Total	NA	NA	NA
Outstanding convertible securities:-	No. of outstanding securities	As a % of total no. of outstanding convertible securities	As a % of total no. of shares of the company, assuming full conversion of the convertible securities
Held by promoter/promoter group	NA	NA	NA
Held by public	NA	NA	NA
Total	NA	NA	NA
Warrants:-	No. of warrants	As a % of total no. of warrants	As a % of total no. of shares of the company, assuming full conversion of warrants
Held by promoter/promoter group	NA	NA	NA
Held by public	NA	NA	NA
Total	NA	NA	NA
Total paid-up capital of the company, assuming full conversion of warrants and convertible securities	9757443	0.00	100.00



Statement Showing Shareholding Pattern								
Category code	Category of Shareholder	Number of Share holders	Table (I)(a)		Total shareholding as a percentage of total number of shares		Shares Pledged or otherwise encumbered	
			Total number of shares	Number of shares held in dematerialized form	As a percentage of(A+B) ¹	As a percentage of (A+B+C)	Number of shares	As a percentage
(I)	(II)	(III)	(IV)	(V)	(VI)	(VII)	(VIII)	(IX)= (VIII)/(IV)*100
(A)	Shareholding of Promoter and Promoter Group²							
1	Indian							
(a)	Individuals/ Hindu Undivided Family	7	2113521	2113521	21.66	21.66	2113521	100.00
(b)	Central Government/ State Government(s)	0	0	0	0.00	0.00	0	0.00
(c)	Bodies Corporate	2	4360997	4360997	44.69	44.69	4360997	100.00
(d)	Financial Institutions/ Banks	0	0	0	0.00	0.00	0	0.00
(e)	Any Others(Specify)	0	0	0	0.00	0.00	0	0.00
(e-i)		0	0	0	0.00	0.00	0	0.00
(e-ii)		0	0	0	0.00	0.00	0	0.00
	Sub Total(A)(1)	9	6474518	6474518	66.35	66.35	6474518	100.00
2	Foreign							
a	Individuals (Non-Residents Individuals/ Foreign Individuals)	0	0	0	0.00	0.00	0	0.00



b	Bodies Corporate	0	0	0	0.00	0.00	0	0.00
c	Institutions	0	0	0	0.00	0.00	0	0.00
d	Qualified Foreign Investor	0	0	0	0.00	0.00	0	0.00
e	Any Others(Specify)	0	0	0	0.00	0.00	0	0.00
e-i		0	0	0	0.00	0.00	0	0.00
	Sub Total(A)(2)	0	0	0	0.00	0.00	0	0.00
	Total Shareholding of Promoter and Promoter Group (A)= (A)(1)+(A)(2)	9	6474518	6474518	66.35	66.35	6474518	100.00
(B)	Public shareholding							
1	Institutions							
(a)	Mutual Funds/ UTI	0	0	0	0.00	0.00	0	0.00
(b)	Financial Institutions / Banks	0	0	0	0.00	0.00	0	0.00
(c)	Central Government/ State Government(s)	0	0	0	0.00	0.00	0	0.00
(d)	Venture Capital Funds	0	0	0	0.00	0.00	0	0.00
(e)	Insurance Companies	0	0	0	0.00	0.00	0	0.00
(f)	Foreign Institutional Investors	0	0	0	0.00	0.00	0	0.00
(g)	Foreign Venture Capital Investors	0	0	0	0.00	0.00	0	0.00
(h)	Qualified Foreign Investor	0	0	0	0.00	0.00	0	0.00
(i)	Any Other (specify)	0	0	0	0.00	0.00	0	0.00
(i-ii)		0	0	0	0.00	0.00	0	0.00
	Sub-Total (B)(1)	0	0	0	0.00	0.00	0	0.00
B 2	Non-institutions							
(a)	Bodies Corporate	112	1067645	1065445	10.94	10.94	726755	68.07




(b)	Individuals							
I	Individuals -i. Individual shareholders holding nominal share capital up to Rs 1 lakh	5257	1537069	1232619	15.75	15.75	8020	0.52
II	ii. Individual shareholders holding nominal share capital in excess of Rs. 1 lakh.	17	585067	503567	6.00	6.00	0	0.00
(c)	Qualified Foreign Investor	0	0	0	0.00	0.00	0	0.00
(d)	Any Other (specify)	0	0	0	0.00	0.00	0	0.00
(d-i)	Clearing Member	38	30701	30701	0.31	0.31	0	0.00
(d-ii)	Non Resident Indian (Repat)	80	51217	20217	0.52	0.52	0	0.00
(d-iii)	Non Resident Indian (Non Repat)	12	11226	11226	0.12	0.12	0	0.00
	Sub-Total (B)(2)	5516	3282925	2863775	33.65	33.65	734775	22.38
(B)	Total Public Shareholding (B)= (B)(1)+(B)(2)	5516	3282925	2863775	33.65	33.65	734775	22.38
	TOTAL (A)+(B)	5525	9757443	9338293	100.00	100.00	7209993	73.89
(C)	Shares held by Custodians and against which Depository Receipts have been issued							
1	Promoter and Promoter Group	0	0	0	0.00	0.00	0	0.00
2	Public	0	0	0	0.00	0.00	0	0.00
	Sub-Total (C)	0	0	0	0.00	0.00	0	0.00
	GRAND TOTAL (A)+(B)+(C)	5525	9757443	9338293	100.00	100.00	7209993	73.89



(1)(b) Statement showing holding of securities (including shares, warrants, convertible securities) of persons belonging to the category "Promoter and Promoter Group"

Sr. No	Name of the shareholder	Details of Shares held		Encumbered shares (*)			Details of warrants		Details of convertible securities		Total shares (including underlying shares assuming full conversion of warrants and convertible securities) as a % of diluted share capital
		Number of shares held	As a % of grand total (A) + (B) + (C)	No.	As a percentage	As a % of grand total (A)+(B) + (C) of sub-clause (I)(a)	Number of warrants held	As a % total number of warrants of the same class	Number of convertible securities held	As a % total number of convertible securities of the same class	
(I)	(II)	(III)	(IV)	(V)	(VI) = (V)/(III)*100	(VII)	(VIII)	(IX)	(X)	(XI)	(XII)
1	DCOM Systems Ltd.	4360997	44.69	4360997	100	44.69	0	0.00	0	0.00	0
2	Prakash Hinduja	1356249	13.90	1356249	100	13.90	0	0.00	0	0.00	0
3	Nita Hinduja	621109	6.37	621109	100	6.37	0	0.00	0	0.00	0
4	Gaurav P Hinduja	129363	1.33	129363	100	1.33	0	0.00	0	0.00	0
5	Prakash Lalchand Hinduja (HUF)	6800	0.07	6800	100	0.07	0	0.00	0	0.00	0
TOTAL		6474518	66.35	6474518	100	66.35	0	0.00	0	0.00	0

(*) The term "encumbrance" has the same meaning as assigned to it in regulation 28(3) of the SAST Regulations, 2011



(l)(c)(i) Statement showing holding of securities (including shares, warrants, convertible securities) of persons belonging to the category "Public" and holding more than 1% of the total number of shares

Sr. No.	Name of the shareholder	Number of shares held	Shares as a percentage of total number of shares {i.e., Grand Total (A)+(B)+(C) indicated in Statement at para (l)(a) above}	Details of warrants		Details of convertible securities		Total shares (including underlying shares assuming full conversion of warrants and convertible securities) as a % of diluted share capital
				Number of warrants held	As a % total number of warrants of the same class	Number of convertible securities held	% w.r.t total number of convertible securities of the same class	
1	Karnawati Capital Marketing Ltd.	293738	3.01	0	0.00	0	0.00	0.00
2	Micado Foods Pvt. Ltd.	254165	2.60	0	0.00	0	0.00	0.00
3	IL & FS Trust Company Ltd.	112062	1.15	0	0.00	0	0.00	0.00
4	Jagdish Amritlal Shah	221951	2.27	0	0.00	0	0.00	0.00
5	Shreeram Lease Finance Ltd.	178810	1.83	0	0.00	0	0.00	0.00
TOTAL		1060726	10.87	0	0.00	0	0.00	0.00



(I)(c) (ii) Statement showing holding of securities (including shares, warrants, convertible securities) of persons (together with PAC) belonging to the category "Public" and holding more than 5% of the total number of shares of the company


Sr. No.	Name(s) of the shareholder(s) and the Persons Acting in Concert (PAC) with them	Number of shares	Shares as a percentage of total number of shares {i.e., Grand Total (A)+(B)+(C) indicated in Statement at para (I)(a) above}	Details of warrants		Details of convertible securities		Total shares (including underlying shares assuming full conversion of warrants and convertible securities) as a % of diluted share capital
				Number of warrants	As a % total number of warrants of the same class	Number of convertible securities held	% w.r.t total number of convertible securities of the same class	
N.A								

(I)(d) Statement showing details of locked-in shares

Sr. No.	Name of the shareholder	Number of locked-in shares	Locked-in shares as a percentage of total number of shares {i.e., Grand Total (A)+(B)+(C) indicated in Statement at para (I)(a) above}	Promoter/ Promoter Group/Public
1	DCOM Systems Ltd.	2490000	25.52	Promoter
TOTAL		2490000	25.52	

(II)(a) Statement showing details of Depository Receipts (DRs)

Sr. No.	Type of outstanding DR (ADRs, GDRs, SDRs, etc.)	Number of outstanding DRs	Number of shares underlying outstanding DRs	Shares underlying outstanding DRs as a percentage of total number of shares {i.e., Grand Total (A)+(B)+(C) indicated in Statement at para (I)(a) above}
N.A				



(II)(b) Statement showing holding of Depository Receipts (DRs), where underlying shares held by "promoter/promoter group" are in excess of 1% of the total number of shares

Sr. No.	Name of the DR Holder	Type of outstanding DR (ADRs, GDRs, SDRs, etc.)	Number of shares underlying outstanding DRs	Shares underlying outstanding DRs as a percentage of total number of shares (i.e., Grand Total (A)+(B)+(C) indicated in Statement at para (I)(a) above)
N.A				

