

JAI BALAJI INDUSTRIES LTD.

Script Code :532976 Class of Security : Equity

(I)(a) Statement showing Shareholding Pattern Quarter ended: 31/03/2015


Partly paid-up shares:-	No of partly paid-up shares	As a % of Total No of partly paid-up shares	As a % of Total No of shares of the company
Held by promoter/promoter group	Nil	Nil	Nil
Held by public	7700	100.0000	.0104
Total	7700	100.0000	.0104

Outstanding convertible securities:-	No of Outstanding securities	As a % of Total No of outstanding convertible securities	As a % of Total No of shares of the company, assuming full conversion of the convertible securities
Held by promoter/promoter group	Nil	Nil	Nil
Held by public	Nil	Nil	Nil
Total	Nil	Nil	Nil

Warrants:-	No of warrants	As a % of Total No of warrants	As a % of Total No of shares of the company, assuming full conversion of warrants
Held by promoter/promoter group	Nil	Nil	Nil
Held by public	Nil	Nil	Nil
Total	Nil	Nil	Nil

Total paid-up capital of the company, assuming full conversion of warrants and convertible securities

73781486 Shares of Rs.10/- each



JAI BALAJI INDUSTRIES LTD.

Scrip Code : 532976 Name of the Scrip : Class of Security : Equity Face Value : Rs. 10/-
 (I)(a) Statement showing Shareholding Pattern (continued) Quarter ended: 31/03/2015


Category Code (I)	Category of Shareholder (II)	No of Share-holders (III)	Total No of Shares (IV)	No of Shares held in Demat Form (V)	Total shareholding as a % of Tot Shrs		Shares pledged or otherwise encumbered	
					As a % of (A + B) (VI)	As a % of (A+B+C) (VII)	Shares (VIII)	As a % (IX)=(VIII)/(IV)*100
A.Promoter and Promoter Group								
1.Indian								
	a. Individuals/Hindu Undivided Family	15	9972472	9972472	13.5162	13.5162	7588000	76.0895
	b. Central/State Government(s)							
	c. Bodies Corporate	6	33290723	33290723	45.1207	45.1207	23894293	69.6718
	d. Financial Institutions/Banks							
	e. Any Other							
	Sub Total (A1)	21	43263195	43263195	58.6369	58.6369	30782233	71.1511
2.Foreign								
	a. Individuals (MRI/Foreign Individuals)							
	b. Bodies Corporate							
	c. Institutions							
	d. Qualified Foreign Investor							
	e. Any other							
	Sub Total (A2)							
	Total Shareholding of Promoter and Promoter Group A=(A)(1)+(A)(2)	21	43263195	43263195	58.6369	58.6369	30782233	71.1511
B.Public Shareholding								
1.Institutions								
	a. Mutual Funds/UTI							
	b. Financial Institutions/Banks							
	c. Central/State Government(s)							
	d. Venture Capital Funds							
	e. Insurance Companies							
	f. Foreign Institutional Investors	3	3118100	3118100	4.2261	4.2261		
	g. Foreign Venture Capital Investors							
	h. Qualified Foreign Investor							
	i. Any Other							
	Sub Total (B1)	3	3118100	3118100	4.2261	4.2261		
2.Non-Institutions								
	a. Bodies Corporate	370	6877332	6877332	9.3212	9.3212		
	b. Individuals holding							
	i. Nominal Share Capital up to Rs.1 Lakh	9050	3445591	3439355	4.67	4.67		
	ii. Nominal Share Capital in excess of Rs.1 Lakh	87	8299446	8299446	11.2487	11.2487		
	c. Qualified Foreign Investor							
	d. Any Other							
	Foreign Company	3	8304547	8304547	11.2536	11.2536		
	Clearing Member	15	17776	17776	.0241	.0241		
	Non Resident Individual	122	455499	455499	.6174	.6174		
	Sub Total (B2)	9647	27400191	27393955	37.1369	37.1369		
	Total Public Shareholding B=(B)(1)+(B)(2)	9650	30518291	30512055	41.3631	41.3631		
	Total (A)+(B)	9671	73781486	73775250	100.0000	100.0000		



JAI BALAJI INDUSTRIES LTD.

Scrip Code :532976 Class of Security : Equity Face Value : Rs. 10/-
 (I)(a) Statement showing Shareholding Pattern Quarter ended: 31/03/2015

Category Code (I)	Category of Shareholder (II)	No of Share-holders (III)	Total No of Shares (IV)	No of Shares held in Demat Form (V)	Total shareholding as a % of Tot Shrs		Shares pledged or otherwise encumbered	
					As a % of (A + B) (VI)	As a % of (A+B+C) (VII)	Shares (VIII)	As a % (IX)-(VIII) /(IV)*100
C. Shares held by Custodian & against which Depository Receipts have been issued								
	1. Promoter and Promoter Group	Nil	Nil	Nil			Nil	
	2. Public	Nil	Nil	Nil			Nil	
	Grand Total (A)+(B)+(C)	9671	73781486	73775250			100.0000	30782233 41.7208



JAI BALAJI INDUSTRIES LTD.

(I)(b) Statement showing holding of securities (including shares, warrants, convertible securities) of persons belonging to the category 'Promoter and Promoter Group' Quarter ended 31/03/2015


Page # 1

1. Indian

a. Individuals/Hindu Undivided Family

		Details of Shares held		Encumbered shares		Details of warrants		Details of convertible securities		Total Shares (including underlying shares assuming full conversion of warrants and convertible securities) as a % of diluted share capital	
Sr No	Name of the Shareholder	Mo of Shares held	As a % of Grand Total (A)+(B)+(C)	No.	As a % (VI)= (V)/(III)*100	As a % of Grand Total (A)+(B)+(C) of sub clause (I)(a) (VII)	No of Warrants held (VIII)	As a % of total no of warrants of the same class (IX)	No of convertible securities held (X)	As a % of total no of convertible securities of the same class (XI)	(XII)
(I)	(II)	(III)	(IV)	(V)	(III)*100	(VII)	(VIII)	(IX)	(X)	(XI)	(XII)
1	ADITYA JAJODIA	3674576	4.9803	3075000	83.6831	4.1677	Nil	Nil	Nil	Nil	4.9803
2	SANJIV JAJODIA *	2649433	3.5909	2640000	99.6440	3.5781	Nil	Nil	Nil	Nil	3.5909
3	RAJIV JAJODIA	1568333	2.1256	1550000	98.8311	2.1008	Nil	Nil	Nil	Nil	2.1256
4	AASHISH JAJODIA	794366	1.0766	323000	40.6614	.4378	Nil	Nil	Nil	Nil	1.0766
5	SANGEETA JAJODIA *	293333	.3976	Nil	Nil	Nil	Nil	Nil	Nil	Nil	.3976
6	DEVENDRA PRASAD JAJODIA	260000	.3524	Nil	Nil	Nil	Nil	Nil	Nil	Nil	.3524
7	SEEMA JAJODIA	218033	.2966	Nil	Nil	Nil	Nil	Nil	Nil	Nil	.2966
8	RINA JAJODIA *	163666	.2218	Nil	Nil	Nil	Nil	Nil	Nil	Nil	.2218
9	KANCHAN JAJODIA	134383	.1821	Nil	Nil	Nil	Nil	Nil	Nil	Nil	.1821
10	GAURAV JAJODIA	119666	.1622	Nil	Nil	Nil	Nil	Nil	Nil	Nil	.1622
11	SHASHI JAJODIA *	95883	.1300	Nil	Nil	Nil	Nil	Nil	Nil	Nil	.1300
Total :		9972472	13.5162	7588000	76.0895	10.2844	Nil	Nil	Nil	Nil	13.5162

*Holding in two demat account



JAI BALAJI INDUSTRIES LTD.

(I)(b) Statement showing holding of securities (including shares, warrants, convertible securities) of persons belonging to the category 'Promoter and Promoter Group'

Quarter ended 31/03/2015

Page # 1

1. Indian

c. Bodies Corporate


		Details of Shares held		Encumbered shares		Details of warrants		Details of convertible securities		Total Shares (including underlying shares assuming full conversion of warrants and convertible securities) as a % of diluted share capital	
Sr No	Name of the Shareholder	No of Shares held	As a % of Grand Total (A)+(B)+(C)	No. (V)	As a % (VI)= (V)/(III)*100	As a % of Grand Total (A)+(B)+(C) of sub clause (I)(a) (VII)	No of Warrants held (VIII)	As a % of total no of warrants of the same class (IX)	No of convertible securities held (X)	As a % of total no of convertible securities of the same class (XI)	(XII)
1	Hari Management Limited	15144533	20.5262	7044000	46.5118	9.5471	Nil	Nil	Nil	Nil	20.5262
2	Enfield Suppliers Limited	13121233	17.7839	11221233	85.5197	15.2087	Nil	Nil	Nil	Nil	17.7839
3	JAI SALASAR BALAJI INDUSTRIES * PVT. LTD.	2523624	3.4204	2519000	99.8168	3.4141	Nil	Nil	Nil	Nil	3.4204
4	K.D.Jajodia Steel Industries Private Limited	2410333	3.2669	2410000	99.9862	3.2664	Nil	Nil	Nil	Nil	3.2669
5	Jain Vanijya Udyog Limited	91000	.1233	Nil	Nil	Nil	Nil	Nil	Nil	Nil	.1233
Total :		33290723	45.1207	23194233	69.6718	31.4364	Nil	Nil	Nil	Nil	45.1207

Holding in two demat account




(I)(c)(i) Statement showing holding of securities (including shares, warrants, convertible securities) of persons belonging to the category 'Public' and holding more than 1% of the total no of shares

Sr No	Name of the Shareholder	No of Shares held	Details of warrants		Details of convertible securities		Total shares (including underlying shares assuming full conversion of the same class as a % of diluted share capital)
			Shares as a % of total no of shares i.e., Grand Total (A)+(B)+(C) indicated in Statement at para (I) (a) above	No of Warrants held	As a % of total no of Warrants of the same class	No of convertible securities held	
1	CLIENT ROSEHILL LIMITED	3886734	5.2679	Nil	Nil	Nil	5.2679
2	GMO EMERGING MARKETS FUND	2987560	4.0492	Nil	Nil	Nil	4.0492
3	SURAJ KHANDLWAL	2817387	3.8186	Nil	Nil	Nil	3.8186
4	HUDSON EQUITY HOLDINGS LIMITED	2241000	3.0373	Nil	Nil	Nil	3.0373
5	CVCIGP II EMPLOYEE ROSEHILL LIMITED	2176813	2.9504	Nil	Nil	Nil	2.9504
6	KAILASH PRASAD KHANDLWAL	1359000	1.8419	Nil	Nil	Nil	1.8419
7	JHUNJHUNWALA GLASS LIMITED	1265192	1.7148	Nil	Nil	Nil	1.7148
8	REL UTILITY ENGINEERS LIMITED	1105000	1.4977	Nil	Nil	Nil	1.4977
9	RAMNATH JHUNJHUNWALA	820292	1.1118	Nil	Nil	Nil	1.1118
10	A E Securities & Investments Pvt Ltd	800000	1.0843	Nil	Nil	Nil	1.0843
Total		19458978	26.3738	Nil	Nil	Nil	26.3738



(I)(c)(ii) Statement showing holding of securities (including shares, warrants, convertible securities) of persons (together with PAC) belonging to the category 'Public' and holding more than 5% of the total no of shares of the company

Sr No	Name(s) of the Shareholder(s) and the Persons Acting in Concert (PAC) with them	No of Shares	Details of warrants		Details of convertible securities		Total shares (including underlying shares assuming full conversion of warrants and convertible securities) as a % of diluted share capital	
			No of Warrants	As a % of total no of Warrants of the same class	No of convertible securities held	% w.r.t total no of convertible securities of the same class		
1	CLIENT ROSEHILL LIMITED	3886734	5.2679	Nil	Nil	Nil	Nil	5.2679
	Total	3886734	5.2679	Nil	Nil	Nil	Nil	5.2679




JAI BALAJI INDUSTRIES LTD.

(I)(d) Statement showing details of locked-in shares as on 31/03/2015

Page # 1

Sl #	Folio/ClId/DpId	Name of the Shareholder	No of locked-in Shares	Locked-in shares as a % of total No of shares (i.e., Grand Total (A)+(B)+(C) indicated in Statement at para (I)(a) above}	Promoter/Promoter Group/Public
1	10068668/IN302978	Hari Management Limited	6505000	8.8166	Promoter/Promoter Group
Total :			6505000	8.8166	



JAI BALAJI INDUSTRIES LTD.

(II)(a) Statement showing details of Depository Receipts (DRs) as on 31/03/2015

Sl #	Type of Outstanding DR (ADRs, GDRs, SDRs, etc.)	No of outstanding DRs	No of Shares Underlying Outstanding DRs	Shares underlying outstanding DRs as a % of total No of Shares {i.e., Grand Total (A)+ (B)+(C) indicated in Statement at para (I)(a) above}
------	--	-----------------------------	--	---

--- Nil ---



JAI BALAJI INDUSTRIES LTD.

(II)(b) Statement showing holding of Depository Receipts (DRs), where underlying shares held by 'promoter/promoter group' are in excess of 1% of the total no of shares as on 31/03/2015

Sl #	Name of the DR Holder	Type of Outstanding DR (ADRs,GDRs,SDRs,etc.)	No of Shares Underlying Outstanding DRs	Shares underlying outstanding DRs as a % of total No of Shares (i.e., Grand Total (A)+ (B)+(C) indicated in Statement at para (I)(a) above)
------	-----------------------	---	--	---

--- Nil ---

