

JAI BALAJI INDUSTRIES LTD.

Scrip Code :532976 Class of Security : Equity
 Quarter ended: 31/12/2014

Partly paid-up shares:-	No of partly paid-up shares	As a % of Total No of partly paid-up shares	As a % of Total No of shares of the company
Held by promoter/promoter group	Nil	Nil	Nil
Held by public	7700	100.0000	.0104
Total	7700	100.0000	.0104

Outstanding convertible securities:-	No of Outstanding securities	As a % of Total No of outstanding convertible securities	As a % of Total No of shares of the company, assuming full conversion of the convertible securities
Held by promoter/promoter group	Nil	Nil	Nil
Held by public	Nil	Nil	Nil
Total	Nil	Nil	Nil

Warrants	No of warrants	As a % of Total No of warrants	As a % of Total No of shares of the company, assuming full conversion of warrants
Held by promoter/promoter group	Nil	Nil	Nil
Held by public	Nil	Nil	Nil
Total	Nil	Nil	Nil

Total paid-up capital of the company, assuming full conversion of warrants and convertible securities 73781486 Shares of Rs.10/- each




JAI BALAJI INDUSTRIES LTD.

Scrip Code 532976 Name of the Scrip :
(I)(a) Statement showing Shareholding Pattern

Class of Security : Equity
Quarter ended: 31/12/2014

Face Value : Rs. 10/-

Category Code (I)	Category of Shareholder (II)	No of Share-holders		No of Shares held in Demat Form (V)	Total shareholding as a % of Tot Shrs		Shares pledged or otherwise encumbered	
		No of Shares (III)	Total No of Shares (IV)		As a % of (A + B) (VI)	As a % of (A+B+C) (VII)	Shares (VIII)	As a % (IX)=(VIII)/(IV)*100
A. Promoter and Promoter Group								
1. Indian								
	a. Individuals/Hindu Undivided Family	15	9972472	9972472	13.5162	13.5162	7588000	76.0895
	b. Central/State Government(s)							
	c. Bodies Corporate	6	33290723	33290723	45.1207	45.1207	23194233	69.6718
	d. Financial Institutions/Banks							
	e. Any Other							
	Sub Total (A1)	21	43263195	43263195	58.6369	58.6369	30782233	71.1511
2. Foreign								
	a. Individuals (NRI/Foreign Individuals)							
	b. Bodies Corporate							
	c. Institutions							
	d. Qualified Foreign Investor							
	e. Any other							
	Sub Total (A2)							
	Total Shareholding of Promoter and Promoter Group A=(A)(1)+(A)(2)	21	43263195	43263195	58.6369	58.6369	30782233	71.1511
B. Public Shareholding								
1. Institutions								
	a. Mutual Funds/UTI							
	b. Financial Institutions/Banks							
	c. Central/State Government(s)							
	d. Venture Capital Funds							
	e. Insurance Companies							
	f. Foreign Institutional Investors	3	3023333	3023333	4.0977	4.0977		
	g. Foreign Venture Capital Investors							
	h. Qualified Foreign Investor							
	i. Any Other							
	Sub Total (B1)	3	3023333	3023333	4.0977	4.0977		
2. Non-Institutions								
	a. Bodies Corporate	389	8882068	8882068	12.0383	12.0383		
	b. Individuals holding							
	i. Nominal Share Capital up to Rs.1 Lakh	9260	3497246	3491010	4.74	4.74		
	ii. Nominal Share Capital in excess of Rs.1 Lakh	93	6344112	6344112	8.5985	8.5985		
	c. Qualified Foreign Investor							
	d. Any Other							
	Foreign Company	3	8304547	8304547	11.2556	11.2556		
	Trusts	1	1	1				
	Clearing Member	15	6420	6420	.0087	.0087		
	Non Resident Individual	127	460564	460564	.6242	.6242		
	Sub Total (B2)	9888	27494958	27488722	37.2654	37.2654		
	Total Public Shareholding B=(B)(1)+(B)(2)	9891	30518291	30512055	41.3631	41.3631		
	Total (A)+(B)	9912	73781486	73775250	100.0000	100.0000		





d

JAI BALAJI INDUSTRIES LTD.

Scrp Code 532976 Class of Security : Equity Face Value : Rs. 10/-
 (I)(a) Statement showing Shareholding Pattern Quarter ended: 31/12/2014

Category Code (I)	Category of Shareholder (II)	No of Share-holders (III)	Total No of Shares (IV)	No of Shares held in Demat Form (V)	Total shareholding as a % of Tot Shrs		Shares pledged or otherwise encumbered	
					As a % of (A + B) (VI)	As a % of (A+B+C) (VII)	Shares (VIII)	As a % (IX)= (VIII) / (IV)*100
C. Shares held by Custodian & against which Depository Receipts have been issued								
1.	Promoter and Promoter Group	Nil	Nil	Nil			Nil	
2.	Public	Nil	Nil	Nil			Nil	
Grand Total (A)+(B)+(C)		9912	73781486	73775250		100.0000	30782233	41.7208



1. Indian

a. Individuals/Hindu Undivided Family

		Details of Shares held			Encumbered shares		Details of warrants		Details of convertible securities		Total Sha (includin underlying shares as ming full conversio of warran and conve ible secu ties) as of dilute share cap
Sr No	Name of the Shareholder	No of Shares held	As a % of Grand Total (A)+(B)+(C)	No. (V)	As a % (VI)= (V)/(III)*100	As a % of Grand Total (A)+(B)+(C) of sub clause (I)(a) (VII)	No of Warrants held (VIII)	As a % of total no of warrants of the same class (IX)	No of convertible securities held (X)	As a % of total no of converti- ble securi- ties of the same class (XI)	(XII)
(I)	(II)	(III)	(IV)	(V)	(VI)	(VII)	(VIII)	(IX)	(X)	(XI)	(XII)
1	ADITYA JAJODIA	3674576	4.9803	3075000	83.6831	4.1677	Nil	Nil	Nil	Nil	4.9803
2	SANJIV JAJODIA *	2649433	3.5909	2640000	99.6440	3.5781	Nil	Nil	Nil	Nil	3.5909
3	RAJIV JAJODIA	1568333	2.1256	1550000	98.8311	2.1008	Nil	Nil	Nil	Nil	2.1256
4	AASHISH JAJODIA	794366	1.0766	323000	40.6614	.4378	Nil	Nil	Nil	Nil	1.0766
5	SANGEETA JAJODIA *	293333	.3976	Nil	Nil	Nil	Nil	Nil	Nil	Nil	.3976
6	DEVENDRA PRASAD JAJODIA	260000	.3524	Nil	Nil	Nil	Nil	Nil	Nil	Nil	.3524
7	SEEMA JAJODIA	218833	.2966	Nil	Nil	Nil	Nil	Nil	Nil	Nil	.2966
8	RINA JAJODIA*	163666	.2218	Nil	Nil	Nil	Nil	Nil	Nil	Nil	.2218
9	KANCHAN JAJODIA	134383	.1821	Nil	Nil	Nil	Nil	Nil	Nil	Nil	.1821
10	GAURAV JAJODIA	119666	.1622	Nil	Nil	Nil	Nil	Nil	Nil	Nil	.1622
11	SHASHI DEVI JAJODIA*	95883	.1300	Nil	Nil	Nil	Nil	Nil	Nil	Nil	.1300
Total :		9972472	13.5162	7588000	76.0895	10.2844	Nil	Nil	Nil	Nil	13.5162

* Hholdings in two Demat A/C



JAI BALAJI INDUSTRIES LTD.

(I)(b) Statement showing holding of securities (including shares, warrants, convertible securities) of persons belonging to the category Promoter and Promoter Group

Quarter ended 31/12/2014

Page # 1

1. Indian

c. Bodies Corporate


		Details of Shares held			Encumbered shares		Details of warrants		Details of convertible securities		Total Shar (including underlying shares ass uming full conversion of warrant and conver ible secur ities) as a of diluted share capi
Sr	No Name of the Shareholder	No of Shares held	As a % of Grand Total (A)+(B)+(C)	No. (V)	As a % (VI)= (V)/(III)*100	As a % of Grand Total (A)+(B)+(C) of sub clause (I)(a) (VII)	No of Warrants held (VIII)	As a % of total no of warrants of the same class (IX)	No of convertible securities held (X)	As a % of total no of convertible securities of the same class (XI)	(XII)
1	Hari Management Limited	15144533	20.5262	7044000	46.5118	9.5471	Nil	Nil	Nil	Nil	20.5262
2	Enfield Suppliers Limited	13121233	17.7839	11221233	85.5197	15.2087	Nil	Nil	Nil	Nil	17.7839
3	JAI SALASAR BALAJI INDUSTRIES* PVT. LTD.	2523624	3.4204	2519000	99.8168	3.4141	Nil	Nil	Nil	Nil	3.4204
4	K.D.Jajodia Steel Industries Private Limited	2410333	3.2669	2410000	99.9862	3.2664	Nil	Nil	Nil	Nil	3.2669
5	Jain Vanijya Udyog Limited	91000	.1233	Nil	Nil	Nil	Nil	Nil	Nil	Nil	.1233
Total :		33290723	45.1207	23194233	69.6718	31.4364	Nil	Nil	Nil	Nil	45.1207

* Holdings in two Demat A/C




(I)(c)(i) Statement showing holding of securities (including shares, warrants, convertible securities) of persons belonging to the category 'Public' and holding more than 1% of the total no of shares

Sr No	Name of the Shareholder	No of Shares held	Details of warrants		Details of convertible securities			Total shares (including underlying shares assuming full conversion of warrants and convertible securities) as a % of diluted share capital
			Shares as a % of total no of shares [i.e., Grand Total (A)+(B)+(C) indicated in Statement at para (I) (a) above]	No of Warrants held	As a % of total no of Warrants of the same class	No of convertible securities held	% w.r.t total no of convertible securities of the same class	
1	CLIENT ROSEHILL LIMITED	3886734	5.2679	Nil	Nil	Nil	Nil	5.2679
2	GMO EMERGING MARKETS FUND	2892793	3.9208	Nil	Nil	Nil	Nil	3.9208
3	HUDSON EQUITY HOLDINGS LIMITED	2241000	3.0373	Nil	Nil	Nil	Nil	3.0373
4	CVCIGP II EMPLOYEE ROSEHILL LIMITED	2176813	2.9504	Nil	Nil	Nil	Nil	2.9504
5	ECL FINANCE LIMITED	1790033	2.4261	Nil	Nil	Nil	Nil	2.4261
6	JHUNJHUNWALA GLASS LIMITED	1277192	1.7310	Nil	Nil	Nil	Nil	1.7310
7	REL UTILITY ENGINEERS LIMITED	1105000	1.4977	Nil	Nil	Nil	Nil	1.4977
8	KAILASH PRASAD KHANDLWAL	1085500	1.4712	Nil	Nil	Nil	Nil	1.4712
9	RAMNATH JHUNJHUNWALA	820292	1.1118	Nil	Nil	Nil	Nil	1.1118
10	A E Securities & Investments Pvt Ltd	800000	1.0843	Nil	Nil	Nil	Nil	1.0843
11	SURAJ KHANDLWAL	762334	1.0332	Nil	Nil	Nil	Nil	1.0332
Total		18837691	25.5317	Nil	Nil	Nil	Nil	25.5317



(I)(c)(ii) Statement showing holding of securities (including shares, warrants, convertible securities) of persons (together with PAC) belonging to the category 'Public' and holding more than 5% of the total no of shares of the company

Sr No	Name(s) of the Shareholder(s) and the Persons Acting in Concert (PAC) with them	No of Shares (a) above	Details of warrants		Details of convertible securities		Total shares (including underlying shares assuming full conversion of warrants and convertible securities) as a % of diluted share capital	
			Shares as a % of total no of shares (i.e., Grand Total (A)+(B)+(C) indicated in Statement at para (I)	No of Warrants	As a % of total no of Warrants of the same class	No of convertible securities held		% w.r.t total no of convertible securities of the same class
1	CLTENT ROSEHILL LIMITED	3886734	5.2679	Nil	Nil	Nil	Nil	5.2679
	Total	3886734	5.2679	Nil	Nil	Nil	Nil	5.2679



Sl #	Folio/CIId/DpId	Name of the Shareholder	No of locked-in Shares	Locked-in shares as a % of total No of shares (i.e., Grand Total (A)+(B)+(C) indicated in Statement at para (I)(a) above)	Promoter/Promoter Group/Public
1	10068668/IN302978	Hari Management Limited	6505000	8.8166	Promoter/Promoter Group
Total :			6505000	8.8166	




JAI BALAJI INDUSTRIES LTD.

(II)(a) Statement showing details of Depository Receipts (DRs) as on 31/12/2014

Sl #	Type of Outstanding DR (ADRs, GDRs, SDRs, etc.)	No of outstanding DRs	No of Shares Underlying Outstanding DRs	Shares underlying outstanding DRs as a % of total No of Shares (i.e., Grand Total (A)+ (B)+(C) indicated in Statement at para (I)(a) above)
------	--	-----------------------------	--	---

--- Nil ---



JAI BALAJI INDUSTRIES LTD.

(II)(b) Statement showing holding of Depository Receipts (DRs), where underlying shares held by 'promoter/promoter group' are in excess of 1% of the total no of shares as on 31/12/2014

Sl #	Name of the DR Holder	Type of Outstanding DR (ADRs,GDRs,SDRs,etc.)	No of Shares Underlying Outstanding DRs	Shares underlying outstanding DRs as a % of total No of Shares {i.e., Grand Total (A)+ (B)+(C) indicated in Statement at para (I)(a) above}
------	-----------------------	---	--	---

--- Nil ---

