



JAI BALAJI INDUSTRIES LIMITED

Ref. : JBIL/SE/2014-15/02
Date : 14th October, 2014

To
The Manager
Listing Department,
National Stock Exchange of India Limited
"EXCHANGE PLAZA", C-1, Block G
Bandra - Kurla Complex, Bandra (E)
Mumbai - 400 051
(Scrip Code: JAIBALAJI)

Dear Sir,

Sub: Compliance under Clause 35 for the second quarter ended 30th September, 2014

Kindly find enclosed herewith the revised distribution of shareholding pattern for the second quarter ended 30th September, 2014 pursuant to Clause 35 of Listing Agreement.

Request you to kindly take the same into consideration and ignore the earlier shareholding pattern submitted to the exchange vide letter no. JBIL/SE/2014-15 dated 13th October, 2014.

This is for your kind information and record.

Thanking you.

Yours faithfully,
For **JAI BALAJI INDUSTRIES LIMITED**

AJAY KUMAR TANTIA
Company Secretary

Encl. as above

cc: The Manager,
BSE Limited
(Scrip Code: 532976)

- For your kind information and record.

cc: The Listing Department,
The Calcutta Stock Exchange Limited
(Scrip Code: 10020253)

- For your kind information and record.

Regd. Office : 5, Bentinck Street, 1st Floor, Kokata- 700 001.

Phone : +91-33-2248 9808, 2248 8173, Fax : +91-33-2243 0021/2210 7893/2242 6263

E-mail : info@jaibalajigroup.com, Website : www.jaibalajigroup.com

CIN - L27102WB1999PLC089755

JAI BALAJI INDUSTRIES LTD.

Scrip Code : 532976 Class of Security : EQUITY
Quarter ended: 30/09/2014


Partly paid-up shares:-	No of partly paid-up shares	As a % of Total No of partly paid-up shares	As a % of Total No of shares of the company
Held by promoter/promoter group	Nil	Nil	Nil
Held by public	7700	100.0000	.0104
Total	7700	100.0000	.0104

Outstanding convertible securities:-	No of Outstanding securities	As a % of Total No of outstanding convertible securities	As a % of Total No of shares of the company, assuming full conversion of the convertible securities
Held by promoter/promoter group	Nil	Nil	Nil
Held by public	Nil	Nil	Nil
Total	Nil	Nil	Nil

Warrants:-	No of warrants	As a % of Total No of warrants	As a % of Total No of shares of the company, assuming full conversion of warrants
Held by promoter/promoter group	Nil	Nil	Nil
Held by public	Nil	Nil	Nil
Total	Nil	Nil	Nil

Total paid-up capital of the company,
assuming full conversion of warrants
and convertible securities

73781486 Shares of Rs.10/- each




JAI BALAJI INDUSTRIES LTD.

Scrip Code : Name of the Scrip :
(I)(a) Statement showing Shareholding Pattern Quarter ended: 30/09/2014

Class of Security : Equity Face Value : Rs. 10/-

Category Code	Category of Shareholder (II)	No of Share-holders (III)	Total No of Shares (IV)	No of Shares held in Demat Form (V)	Total shareholding as a % of Tot Shrs		Shares pledged or otherwise encumbered	
					As a % of (A + B) (VI)	As a % of (A+B+C) (VII)	Shares (VIII)	As a % (IX)=(VIII)/(IV)*100
A.Promoter and Promoter Group								
1.Indian								
	a. Individuals/Hindu Undivided Family	14	9972472	9972472	13.5162	13.5162	6625226	66.4351
	b. Central/State Government(s)							
	c. Bodies Corporate	6	33290723	33290723	45.1207	45.1207	23194233	69.6718
	d. Financial Institutions/Banks							
	e. Any Other							
	Sub Total (A1)	20	43263195	43263195	58.6369	58.6369	29819459	68.9257
2.Foreign								
	a. Individuals (NRI/Foreign Individuals)							
	b. Bodies Corporate							
	c. Institutions							
	d. Qualified Foreign Investor							
	e. Any other							
	Sub Total (A2)							
	Total Shareholding of Promoter and Promoter Group A=(A)(1)+(A)(2)	20	43263195	43263195	58.6369	58.6369	29819459	68.9257
B.Public Shareholding								
1.Institutions								
	a. Mutual Funds/UTI							
	b. Financial Institutions/Banks							
	c. Central/State Government(s)							
	d. Venture Capital Funds							
	e. Insurance Companies							
	f. Foreign Institutional Investors	5	3031478	3031478	4.1087	4.1087		
	g. Foreign Venture Capital Investors							
	h. Qualified Foreign Investor							
	i. Any Other							
	Sub Total (B1)	5	3031478	3031478	4.1087	4.1087		
2.Non-Institutions								
	a. Bodies Corporate	407	8952319	8952319	12.1336	12.1336		
	b. Individuals holding							
	i. Nominal Share Capital up to Rs.1 Lakh	9371	3480561	3482325	4.7282	4.7282		
	ii.Nominal Share Capital in excess of Rs.1 Lakh	93	6223003	6223003	8.4344	8.4344		
	c. Qualified Foreign Investor							
	d. Any Other							
	Foreign Company	3	8304547	8304547	11.2556	11.2556		
	Trusts	1						
	Clearing Member	29	73704	73704	.0999	.0999		
	Non Resident Individual	123	444678	444678	.6027	.6027		
	Sub Total (B2)	10027	27486813	27480577	37.2543	37.2543		
	Total Public Shareholding B=(B)(1)+(B)(2)	10032	30518291	30512055	41.3631	41.3631		
	Total (A)+(B)	10052	73781486	73775250	100.0000	100.0000		



JAI BALAJI INDUSTRIES LTD.


Scrip Code :

Class of Security :

Face Value : Rs. 10/-

(I)(a) Statement showing Shareholding Pattern Quarter ended: 30/09/2014

						Total shareholding as a % of Tot Shrs		Shares pledged or otherwise encumbered	
Category		No of Share- holders	Total No of Shares	No of Shares held in Demat Form	As a % of (A + B)	As a % of (A+B+C)	Shares (VIII)	As a % (IX)=(VIII) /(IV)*100	
Code (I)	Category of Shareholder (II)	(III)	(IV)	(V)	(VI)	(VII)			
C. Shares held by Custodian & against which									
Depository Receipts have been issued									
1. Promoter and Promoter Group		Nil	Nil	Nil		Nil			
2. Public		Nil	Nil	Nil		Nil			
Grand Total (A)+(B)+(C)		10052	73781486	73775250		100.0000	29819459	40.4159	



JAI BALAJI INDUSTRIES LTD.

(1)(b) Statement showing holding of securities (including shares, warrants, convertible securities) of persons belonging to the category 'Promoter and Promoter Group'

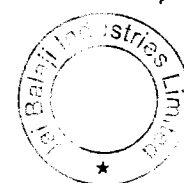
Quarter ended 30/09/2014

Page # 1

1. Indian

a. Individuals/Hindu Undivided Family

		Details of Shares held		Encumbered shares		Details of warrants		Details of convertible securities		Total Shares (including underlying shares assuming full conversion of warrants and convertible securities) as a % of diluted share capital	
Sr No	Name of the Shareholder	No of Shares held	As a % of Grand Total (A)+(B)+(C)	No.	As a % of Grand Total (VI)= (V)/(III)*100	As a % of Grand Total (A)+(B)+(C) of sub clause (I)(a) (VII)	No of Warrants held	As a % of total no of warrants of the same class (IX)	No of convertible securities held	As a % of total no of convertible securities of the same class (XI)	(XII)
(I)	(II)	(III)	(IV)	(V)	(VI)	(VII)	(VIII)	(IX)	(X)	(XI)	(XII)
1	ADITYA JAJODIA	3674576	4.9803	3075000	83.6831	4.1677	Nil	Nil	Nil	Nil	4.9803
2	SANJIV JAJODIA	2649433	3.5909	1677226	63.3051	2.2732	Nil	Nil	Nil	Nil	3.5909
3	RAJIV JAJODIA	1568333	2.1256	1550000	98.8311	2.1008	Nil	Nil	Nil	Nil	2.1256
4	AASHISH JAJODIA	794366	1.0766	323000	40.6614	.4378	Nil	Nil	Nil	Nil	1.0766
5	SANGEETA JAJODIA	293333	.3976	Nil	Nil	Nil	Nil	Nil	Nil	Nil	.3976
6	DEVENDRA PRASAD JAJODIA	260000	.3524	Nil	Nil	Nil	Nil	Nil	Nil	Nil	.3524
7	SEEMA JAJODIA	218833	.2966	Nil	Nil	Nil	Nil	Nil	Nil	Nil	.2966
8	RINA JAJODIA	163666	.2218	Nil	Nil	Nil	Nil	Nil	Nil	Nil	.2218
9	KANCHAN JAJODIA	134383	.1821	Nil	Nil	Nil	Nil	Nil	Nil	Nil	.1821
10	GAURAV JAJODIA	119666	.1622	Nil	Nil	Nil	Nil	Nil	Nil	Nil	.1622
11	SHASHI DEVI JAJODIA	95883	.1300	Nil	Nil	Nil	Nil	Nil	Nil	Nil	.1300
Total :		9972472	13.5162	6625226	66.4351	8.9795	Nil	Nil	Nil	Nil	13.5162



JAI BALAJI INDUSTRIES LTD.

(I)(b) Statement showing holding of securities (including shares, warrants, convertible securities) of persons belonging to the category 'Promoter and Promoter Group'


Quarter ended 30/09/2014

I. Indian

Page # 1


c. Bodies Corporate

		Details of Shares held		Encumbered shares		Details of warrants		Details of convertible securities		Total Shares (including underlying shares assuming full conversion of warrants and convertible securities) as a % of diluted share capital	
Sr No	Name of the Shareholder	No of Shares held	As a % of Grand Total (A)+(B)+(C)	No.	As a % (VI)= (V)/(III)*100	As a % of Grand Total (A)+(B)+(C) of sub clause (I)(a) (VII)	No of Warrants held (VIII)	As a % of total no of warrants of the same class (IX)	No of convertible securities held (X)	As a % of total no of convertible securities of the same class (XI)	(XII)
1	Hari Management Limited	15144533	20.5262	7044000	46.5118	9.5471	Nil	Nil	Nil	Nil	20.5262
2	Enfield Suppliers Limited	13121233	17.7839	11221233	85.5197	15.2087	Nil	Nil	Nil	Nil	17.7839
3	Jai Salasar Balaji Industries Private Limited	2523624	3.4204	2519000	99.8168	3.4141	Nil	Nil	Nil	Nil	3.4204
4	K.D.Jajodia Steel Industries Private Limited	2410333	3.2669	2410000	99.9862	3.2664	Nil	Nil	Nil	Nil	3.2669
5	Jain Vanijya Udyog Limited	91000	.1233	Nil	Nil	Nil	Nil	Nil	Nil	Nil	.1233
Total :		33290723	45.1207	23194233	69.6718	31.4364	Nil	Nil	Nil	Nil	45.1207




(I)(c)(i) Statement showing holding of securities (including shares, warrants, convertible securities) of persons belonging to the category 'Public' and holding more than 1% of the total no of shares

Sr No	Name of the Shareholder	No of Shares held	Details of warrants		Details of convertible securities			Total shares (including underlying shares assuming full conversion of warrants and convertible securities) as a % of diluted share capital
			Shares as a % of total no of shares (i.e., Grand Total (A)+(B)+(C) indicated in Statement at para (I) (a) above)	No of Warrants held	As a % of total no of Warrants of the same class	No of convertible securities held	% w.r.t total no of convertible securities of the same class	
1	CLIENT ROSEHILL LIMITED	3886734	5.2679	Nil	Nil	Nil	Nil	5.2679
2	GMO EMERGING MARKETS FUND	2717500	3.6832	Nil	Nil	Nil	Nil	3.6832
3	HUDSON EQUITY HOLDINGS LIMITED	2241000	3.0373	Nil	Nil	Nil	Nil	3.0373
4	CVCIGP II EMPLOYEE ROSEHILL LIMITED	2176813	2.9504	Nil	Nil	Nil	Nil	2.9504
5	ECL FINANCE LIMITED	1790033	2.4261	Nil	Nil	Nil	Nil	2.4261
6	JHUNJHUNWALA GLASS LIMITED	1277192	1.7310	Nil	Nil	Nil	Nil	1.7310
7	REL UTILITY ENGINEERS LIMITED	1105000	1.4977	Nil	Nil	Nil	Nil	1.4977
8	KAILASH PRASAD KHANDELWAL	1085500	1.4712	Nil	Nil	Nil	Nil	1.4712
9	RAMNATH JHUNJHUNWALA	820292	1.1118	Nil	Nil	Nil	Nil	1.1118
10	A E Securities & Investments Pvt Ltd	808000	1.0843	Nil	Nil	Nil	Nil	1.0843
Total		17900064	24.2609	Nil	Nil	Nil	Nil	24.2609



(I)(c)(ii) Statement showing holding of securities (including shares, warrants, convertible securities) of persons (together with PAC) belonging to the category 'Public' and holding more than 5% of the total no of shares of the company

			Details of warrants		Details of convertible securities			
Name(s) of the Shareholder(s) and the Persons Acting in Sr No Concert (PAC) with them			Shares as a % of total no of shares {i.e., Grand Total (A)+ (B)+(C) ind- icated in Statement at para (I) (a) above}	No of Warrants	As a % of total no of Warrants of the same class	No of convertible securities held	% w.r.t total no of convertible securities of the same class	Total shares (including underlying shares assuming full conver- sion of warrants and convertible securities) as a % of diluted share capital
1	CLIENT ROSEHILL LIMITED	3886734	5.2679	Nil	Nil	Nil	Nil	5.2679
Total		3886734	5.2679	Nil	Nil	Nil	Nil	5.2679



JAI BALAJI INDUSTRIES LTD.

(I)(d) Statement showing details of locked-in shares as on 30/09/2014

Page # 1

Sl #	Folio/ClId/DpId	Name of the Shareholder	Locked-in shares as a % of total No of shares (i.e.,		Promoter/Promoter Group/ Public
			No of locked-in Shares	Grand Total (A)+(B)+(C) indicated in Statement at para (I)(a) above}	
1	10068668/IN302978	Hari Management Limited	6505000	8.8166	*Promoter/Promoter Group
Total :			6505000	8.8166	




JAI BALAJI INDUSTRIES LTD.

(II)(a) Statement showing details of Depository Receipts (DRs) as on 30/09/2014

Sl #	Type of Outstanding DR (ADRs, GDRs, SDRs, etc.)	No of outstanding DRs	No of Shares Underlying Outstanding DRs	Shares underlying outstanding DRs as a % of total No of Shares (i.e., Grand Total (A)+ (B)+(C) indicated in Statement at para (I)(a) above)
------	--	-----------------------------	--	---

--- Nil ---



JAI BALAJI INDUSTRIES LTD.

(II)(b) Statement showing holding of Depository Receipts (DRs), where underlying shares held by 'promoter/promoter group' are in excess of 1% of the total no of shares as on 30/09/2014

Sl # Name of the DR Holder	Type of Outstanding DR (ADRs, GDRs, SDRs, etc.)	No of Shares Underlying Outstanding DRs	Shares underlying outstanding DRs as a % of total No of Shares (i.e., Grand Total (A)+ (B)+(C) indicated in Statement at para (I)(a) above)
----------------------------	--	--	---

--- Nil ---

