

(1)(a) STATEMENT SHOWING SHAREHOLDING PATTERN IN CLAUSE-35

NAME OF THE COMPANY: JSW STEEL LIMITED		SCRIP CODE: 500228		Name of the Scrip:	
Class of Security:		30/09/2014		QUARTER ENDED:	
Partly paid-up shares	No. of partly paid-up shares	As a % of total no. of partly paid-up shares	As a % of total no. of shares of the Company.		
Held by promoter/promoter group	0	0	0		
Held by Public	0	0	0		
Total:	0	0	0		
Outstanding convertible securities:	No. of outstanding securities	As a % of total no. of outstanding convertible securities.	As a % of total no. of shares of the Company assuming full conversion of the convertible securities		
Held by promoter/promoter group	0	0	0		
Held by Public	0	0	0		
Total:	0	0	0		
Warrants:	No. of warrants	As a % of total no. of warrants	As a % of total no. of shares of the Company, assuming full conversion of warrants		
Held by promoter/promoter group	0	0	0		
Held by Public	0	0	0		
Total:	0	0	0		
Total paid-up capital of the Company, assuming full conversion of warrants and convertible securities					100.00

241722044

100.00



CATEG ORY		NO OF SHAREHOLDE RS	TOTAL NUMBER OF SHARES	NO OF SHARES HELD IN DEMATERIALIZED FORM	AS a PERCENTAGE of (A+B)	As a PERCENTAGE of (A+B+C)	NUMBER OF SHARES	SHARES PLEDGE OR OTHERWISE ENCUMBERED	(IX)=(VIII)/(IV)*100
CODE	CATEGORY OF SHAREHOLDER	(iii)	(iv)	(v)	(vi)	(vii)	(viii)		
(i)	(ii)								
(A)	PROMOTER AND PROMOTER GROUP								
(1)	INDIAN								
(a)	Individual/HUF	25	4062538	4062538	1.68	1.68	26400	0.65	
(b)	Central Government/State Government(s)	1	907952	907952	0.38	0.38	0	0.00	
(c)	Bodies Corporate	14	84336991	84336991	34.89	34.89	33475800	39.69	
(d)	Financial Institutions / Banks	0	0	0	0.00	0.00	0	0.00	
(e)	Others	0	0	0	0.00	0.00	0	0.00	
	Sub-Total A(1) :	40	89307481	89307481	36.95	36.95	33502200	37.51	
	FOREIGN								
(2)	FOREIGN								
(a)	Individuals (NRIs/Foreign Individuals)	2	11099	11099	0.00	0.00	0	0.00	
(b)	Bodies Corporate	10	5704612	5704612	2.36	2.36	0	0.00	
(c)	Institutions	0	0	0	0.00	0.00	0	0.00	
(d)	Qualified Foreign Investor	0	0	0	0.00	0.00	0	0.00	
(e)	Others	0	0	0	0.00	0.00	0	0.00	
	Sub-Total A(2) :	12	5715711	5715711	2.36	2.36	0	0.00	
	Total A=A(1)+A(2)	52	95023192	95023192	39.31	39.31	33502200	35.26	
	PUBLIC SHAREHOLDING								
(1)	INSTITUTIONS								
(a)	Mutual Funds /UTI	85	3869877	3849978	1.60	1.60			
(b)	Financial Institutions /Banks	51	3874339	3871759	1.60	1.60			
(c)	Central Government / State Government(s)	1	1237500	1237500	0.51	0.51			
(d)	Venture Capital Funds	0	0	0	0.00	0.00			
(e)	Insurance Companies	0	0	0	0.00	0.00			
(f)	Foreign Institutional Investors	380	49365292	49346995	20.42	20.42			
(g)	Foreign Venture Capital Investors	0	0	0	0.00	0.00			
(h)	Qualified Foreign Investor	0	0	0	0.00	0.00			
(i)	Others	0	0	0	0.00	0.00			
	Sub-Total B(1) :	517	58347008	58306232	24.14	24.14			



CATEG ORY CODE	CATEGORY OF SHAREHOLDER	NO OF SHAREHOLDE RS	TOTAL NUMBER OF SHARES	NO OF SHARES HELD IN DEMAT/RIALIZE D FORM	TOTAL SHAREHOLDING AS A % OF TOTAL NO OF SHARES		SHARES PLEDGE OR OTHERWISE ENCUMBERED	NUMBER OF SHARES AS A PERCENTAGE (IX)=(VIII)/(IV)*100
					AS a PERCENTAGE of (A+B)	As a PERCENTAGE of (A+B+C)		
(1)	(II)	(III)	(IV)	(V)	(VI)	(VII)	(VIII)	(IX)=(VIII)/(IV)*100
(2)	NON-INSTITUTIONS							
(a)	Bodies Corporate	3292	15035804	14260610	6.22	6.22		
(b)	Individuals							
	(i) Individuals holding nominal share capital upto Rs. 1 lakh	791336	14396680	11381392	5.96	5.96		
	(ii) Individuals holding nominal share capital in excess of Rs. 1 lakh	85	9215016	9203016	3.81	3.81		
(c)	Others							
	TRUSTS	12	2855204	2855178	1.18	1.18		
	OVERSEAS CORPORATE BODIES	6	38742	31092	0.02	0.02		
	NON RESIDENT INDIANS	10139	3256315	2796494	1.35	1.35		
	FOREIGN BODIES CORPORATES	6	40379083	40332517	16.70	16.70		
	FOREIGN BODIES	1	3175000	3175000	1.31	1.31		
(d)	Qualified Foreign Investor	0	0	0	0.00	0.00		
	Sub-Total B(2) :	804877	88351844	84035299	36.55	36.55		
	Total B=B(1)+B(2) :	805394	146698852	142341531	60.69	60.69		
	Total (A+B) :	805446	241722044	237364723	100.00	100.00		
(C)	Shares held by custodians, against which Depository Receipts have been issued							
(1)	Promoter and Promoter Group							
(2)	Public	0	0	0	0.00	0.00		
	GRAND TOTAL (A+B+C) :	805446	241722044	237364723	100.00	0.00	33502200	13.86

For JSW STEEL LIMITED


LANCY VARGHESE
COMPANY SECRETARY

(1)(b) Statement showing holding of securities (including shares, warrants, convertible securities) of persons belonging to the category "Promoter and Promoter Group"

Sr. No	Name of the Shareholder	Details of Shares held			Encumbered shares (*)			Details of Warrants			Details of convertible securities			Total Shares (including underlying shares assuming full conversion of warrants and convertible securities) as a % of diluted share capital
		No. of Shares held	As a % of grand total (A)+(B)+(C)	Pledge Shares	As a percentage (VI)=(V)/(I) (I)*100	As a % of grand total (A) + (B) + (C) of sub-clause (i)(a)	Number of warrants held	As a % of total number of warrants of the same class	Number of convertible securities held	As a % total number of convertible securities of the same class				
(i)	(ii)	(iii)	(iv)	(v)	(vi)	(vii)	(viii)	(ix)	(x)	(xi)	(xii)			
1	JSW HOLDINGS LIMITED	17284923	7.15	11795863	68.24	4.88	0	0.00	0	0.00	7.15			
2	VIVIDH CONSULTANCY AND ADVISORY SERVICES PVT LTD	13875469	5.74	4975000	35.85	2.06	0	0.00	0	0.00	5.74			
3	JSW INVESTMENTS PRIVATE LIMITED	11592238	4.80	3955690	34.12	1.64	0	0.00	0	0.00	4.80			
4	SAHYOG TRADCORP PRIVATE LIMITED	10297336	4.26	7350610	71.38	3.04	0	0.00	0	0.00	4.26			
5	JSW POWER TRADING COMPANY LIMITED	7003835	2.90	850000	12.14	0.35	0	0.00	0	0.00	2.90			
6	DANTA ENTERPRISES PRIVATE LIMITED	6036825	2.50	0	0.00	0.00	0	0.00	0	0.00	2.50			
7	VIRTUOUS TRADECORP PRIVATE LIMITED	6036825	2.50	0	0.00	0.00	0	0.00	0	0.00	2.50			
8	NALWA SONS INVESTMENTS LTD	4548637	1.88	4548637	100.00	1.88	0	0.00	0	0.00	1.88			
9	BEAUFIELD HOLDINGS LIMITED	1922797	0.80	0	0.00	0.00	0	0.00	0	0.00	0.80			
10	REYNOLD TRADERS PRIVATE LIMITED	1812371	0.75	0	0.00	0.00	0	0.00	0	0.00	0.75			
11	GLEBE TRADING PRIVATE LIMITED	1715793	0.71	0	0.00	0.00	0	0.00	0	0.00	0.71			
12	JSW LOGISTICS INFRASTRUCTURE PRIVATE LIMITED	1712577	0.71	0	0.00	0.00	0	0.00	0	0.00	0.71			
13	SAJIAN JINDAL	1654336	0.68	0	0.00	0.00	0	0.00	0	0.00	0.68			
14	JSW INVESTMENTS PRIVATE LIMITED	1298800	0.54	0	0.00	0.00	0	0.00	0	0.00	0.54			
15	JSW TECHNO PROJECTS MANAGEMENT LTD	1120000	0.46	0	0.00	0.00	0	0.00	0	0.00	0.46			
16	KARNATAKA STATE INDUSTRIAL AND INFRASTRUCTURE DEVE	907952	0.38	0	0.00	0.00	0	0.00	0	0.00	0.38			
17	SAJIAN JINDAL	674744	0.28	0	0.00	0.00	0	0.00	0	0.00	0.28			
18	HESTON SECURITIES LIMITED	425239	0.18	0	0.00	0.00	0	0.00	0	0.00	0.18			



19	JARGO INVESTMENTS LIMITED	425000	0.18	0	0.00	0.00	0	0.00	0	0.00	0	0.00	0	0.00	0	0.00	0.18
20	SARMENTO HOLDINGS LIMITED	421957	0.17	0	0.00	0.00	0	0.00	0	0.00	0	0.00	0	0.00	0	0.00	0.17
21	MENDEZA HOLDINGS LIMITED	421809	0.17	0	0.00	0.00	0	0.00	0	0.00	0	0.00	0	0.00	0	0.00	0.17
22	NACHO INVESTMENTS LIMITED	420738	0.17	0	0.00	0.00	0	0.00	0	0.00	0	0.00	0	0.00	0	0.00	0.17
23	TEMPLAR INVESTMENTS LIMITED	420652	0.17	0	0.00	0.00	0	0.00	0	0.00	0	0.00	0	0.00	0	0.00	0.17
24	PENTEL HOLDING LIMITED	416657	0.17	0	0.00	0.00	0	0.00	0	0.00	0	0.00	0	0.00	0	0.00	0.17
25	ESTRELA INVESTMENT COMPANY LIMITED	416007	0.17	0	0.00	0.00	0	0.00	0	0.00	0	0.00	0	0.00	0	0.00	0.17
26	VAVASA INVESTMENTS LIMITED	413756	0.17	0	0.00	0.00	0	0.00	0	0.00	0	0.00	0	0.00	0	0.00	0.17
27	TARINI JINDAL	350000	0.14	0	0.00	0.00	0	0.00	0	0.00	0	0.00	0	0.00	0	0.00	0.14
28	TANVI JINDAL	350000	0.14	0	0.00	0.00	0	0.00	0	0.00	0	0.00	0	0.00	0	0.00	0.14
29	PARTH JINDAL	350000	0.14	0	0.00	0.00	0	0.00	0	0.00	0	0.00	0	0.00	0	0.00	0.14
30	SANGITA JINDAL	287813	0.12	0	0.00	0.00	0	0.00	0	0.00	0	0.00	0	0.00	0	0.00	0.12
31	TARINI JINDAL	141389	0.06	0	0.00	0.00	0	0.00	0	0.00	0	0.00	0	0.00	0	0.00	0.06
32	TANVI JINDAL	138363	0.06	0	0.00	0.00	0	0.00	0	0.00	0	0.00	0	0.00	0	0.00	0.06
33	URMILA BHUWALKA	25000	0.01	0	0.00	0.01	0	0.00	0	0.00	0	0.00	0	0.00	0	0.00	0.01
34	NIRMALA GOYAL	23491	0.01	0	0.00	0.00	0	0.00	0	0.00	0	0.00	0	0.00	0	0.00	0.01
35	R K JINDAL & SONS HUF	14865	0.01	0	0.00	0.00	0	0.00	0	0.00	0	0.00	0	0.00	0	0.00	0.01
36	PRITHVI RAU JINDAL	8458	0.00	0	0.00	0.00	0	0.00	0	0.00	0	0.00	0	0.00	0	0.00	0.00
37	SAVITRI DEVI JINDAL	7530	0.00	0	0.00	0.00	0	0.00	0	0.00	0	0.00	0	0.00	0	0.00	0.00
38	RATAN JINDAL	6021	0.00	0	0.00	0.00	0	0.00	0	0.00	0	0.00	0	0.00	0	0.00	0.00
39	SMINU JINDAL	5597	0.00	0	0.00	0.00	0	0.00	0	0.00	0	0.00	0	0.00	0	0.00	0.00
40	DEEPIKA JINDAL	5462	0.00	0	0.00	0.00	0	0.00	0	0.00	0	0.00	0	0.00	0	0.00	0.00
41	URVI JINDAL	5082	0.00	0	0.00	0.00	0	0.00	0	0.00	0	0.00	0	0.00	0	0.00	0.00
42	ABHYUDAY JINDAL	5078	0.00	0	0.00	0.00	0	0.00	0	0.00	0	0.00	0	0.00	0	0.00	0.00
43	TRIPTI JINDAL	5066	0.00	0	0.00	0.00	0	0.00	0	0.00	0	0.00	0	0.00	0	0.00	0.00
44	P R JINDAL HUF	4555	0.00	0	0.00	0.00	0	0.00	0	0.00	0	0.00	0	0.00	0	0.00	0.00
45	NAVEEN JINDAL	2779	0.00	0	0.00	0.00	0	0.00	0	0.00	0	0.00	0	0.00	0	0.00	0.00
46	NAVEEN JINDAL	2720	0.00	0	0.00	0.00	0	0.00	0	0.00	0	0.00	0	0.00	0	0.00	0.00
47	PARTH JINDAL	2000	0.00	0	0.00	0.00	0	0.00	0	0.00	0	0.00	0	0.00	0	0.00	0.00
48	AIYUSH BHUWALKA	1400	0.00	1400	100.00	0.00	0	0.00	0	0.00	0	0.00	0	0.00	0	0.00	0.00
49	HEXA TRADEX LIMITED	1362	0.00	0	0.00	0.00	0	0.00	0	0.00	0	0.00	0	0.00	0	0.00	0.00
50	ARTI JINDAL	1108	0.00	0	0.00	0.00	0	0.00	0	0.00	0	0.00	0	0.00	0	0.00	0.00
51	S K JINDAL AND SONS HUF	776	0.00	0	0.00	0.00	0	0.00	0	0.00	0	0.00	0	0.00	0	0.00	0.00
52	DEEPIKA JINDAL	4	0.00	0	0.00	0.00	0	0.00	0	0.00	0	0.00	0	0.00	0	0.00	0.00
	TOTAL :	95023192	39.31	33502200	35.26	13.86	0	0.00	0	0.00	0	0.00	0	0.00	0	0.00	39.31




Sr.No	Name of the shareholder	Number of shares held	Shares as a percentage of total number of shares (i.e., Grant total (A)+(B)+(C) indicated in Statement at para (i)(a) above)	Details of warrants		Details of convertible securities		Total shares (including underlying shares assuming full conversion of warrants and convertible securities) as a % of diluted share capital)
				Number of warrants held	As a % total number of warrants of the same class	Number of convertible securities held	% w.r.t total number of convertible securities of the same class	
1	JFE STEEL INTERNATIONAL EUROPE B.V.	36258307	15.00	0	0.00	0	0.00	15.00
2	MAVI INVESTMENT FUND LIMITED	4417000	1.83	0	0.00	0	0.00	1.83
3	LOTUS GLOBAL INVESTMENTS LTD	4170965	1.73	0	0.00	0	0.00	1.73
4	DUFERCO COKE INVESTMENTS LIMITED	4074210	1.69	0	0.00	0	0.00	1.69
5	GAGANDEEP CREDIT CAPITAL PVT LTD	3717765	1.54	0	0.00	0	0.00	1.54
6	MINERALS EURO ASIA LIMITED	3175000	1.31	0	0.00	0	0.00	1.31
7	THE INDIAMAN FUND (MAURITIUS) LIMITED.	3117955	1.29	0	0.00	0	0.00	1.29
8	NIRMAL KUMAR JAIN	2853613	1.18	0	0.00	0	0.00	1.18
9	SUDARSHAN SECURITIES PRIVATE LIMITED	2533323	1.05	0	0.00	0	0.00	1.05
10	LIFE INSURANCE CORPORATION OF INDIA	2454279	1.02	0	0.00	0	0.00	1.02
	TOTAL :	66772417	27.62	0	0.00	0	0.00	27.62




(i)(c)(ii) Sr.No.	Statement showing holding of securities (including shares, warrants, convertible securities) of persons (together with PAC) belonging to the category "Public" and Name(s) of the shareholder(s) and the Persons Acting in Concert (PAC) with them	Number of shares held	Shares as a percentage of total number of shares {i.e., Grant total (A)+(B)+(C) indicated in Statement at para (i)(a) above}	Details of warrants		Details of convertible securities		Total shares (including underlying shares assuming full conversion of warrants and convertible securities) as a % of diluted share capital)
		Number of warrants held	As a % total number of warrants of the same class	Number of convertible securities held	% w.r.t total number of convertible securities of the same class			
1	JFE STEEL INTERNATIONAL EUROPE B.V.	36258307	15.00	0	0.00	0	0.00	15.00
	TOTAL :	36258307	15.00	0	0.00	0	0.00	15.00




STATEMENT SHOWING DETAILS OF LOCKED-IN SHARES"				
Sr.No.	Name of the shareholder	Number of locked-in shares	Locked-in shares as a (%) percentage of total number of shares (i.e, Grand Total (A)+(B)+(C) Indicated in Statement at para (I)(a) above)	Promoter/Promoter Group/Public
TOTAL :				
		0	0	



STATEMENT SHOWING DETAILS OF DEPOSITORY RECEIPTS (DRS)			
(II)(a)			
Sr.No.	Type of outstanding DR (ADRs,GDRs,SDRs,etc.)	Number of outstanding DRS	Number of shares underlying outstanding DRS
			Shares underlying outstanding DRS as a percentage of total number of shares (i.e., Grand Total (A)+(B)+(C) indicated in Statement at Para(I)(a) above)
	TOTAL :	0	0



(ii)(b)	Statement showing Holding of Depository Receipts (DRs), where underlying shares held by "Promoter/Promoter group" are in excess of 1% of the total number shares.			
		Type of outstanding DR (ADRs, GDRs, SDRs, etc.)	Number of shares underlying outstanding DRs	Shares underlying outstanding DRs as a percentage of total number of shares (i.e., Grand Total (A)+(B)+(C) indicated in Statement at para(i)(a) above)
Sr.No.	Name of the DR Holder			
	TOTAL :		0	0




(1)(a) STATEMENT SHOWING SHAREHOLDING PATTERN IN CLAUSE-35

NAME OF THE COMPANY: JSW STEEL LIMITED - PREFERENCE	SCRIP CODE:	Class of Security:	QUARTER ENDED:	Name of the Scrip:
			30/06/2014	
Partly paid-up shares				
Held by promoter/promoter group	No. of partly paid-up shares	As a % of total no. of partly paid-up shares		As a % of total no. of shares of the Company.
Held by Public	0		0	0
Total:	0		0	0
Outstanding convertible securities:	No. of outstanding securities	As a % of total no. of outstanding convertible securities.		As a % of total no. of shares of the Company assuming full conversion of the convertible securities
Held by promoter/promoter group	0		0	0
Held by Public	0		0	0
Total:	0		0	0
Warrants:	No. of warrants	As a % of total no. of warrants		As a % of total no. of shares of the Company, assuming full conversion of warrants
Held by promoter/promoter group	0		0	0
Held by Public	0		0	0
Total:	0		0	0
Total paid-up capital of the Company, assuming full conversion of warrants and convertible securities	485414604		0	100.00



JSW Steel Ltd - 10 % Preference Shares
Shareholding Pattern Report as on 30.06.2014

CATEGORY	CATEGORY OF SHAREHOLDER	NO OF SHAREHOLDERS	TOTAL NUMBER OF SHARES	NO OF SHARES HELD IN DEMATERIALIZED FORM	TOTAL SHAREHOLDING AS A % OF TOTAL NO OF SHARES		SHARES PLEDGE OR OTHERWISE ENCUMBERED	AS a PERCENTAGE OF (IX)=(VIII)/(IV)*100
					AS a PERCENTAGE of (A+B) (VI)	AS a PERCENTAGE of (A+B+C) (VII)		
(I)	(II)	(III)	(IV)	(V)	(VI)	(VII)	(VIII)	(IX)
(A)	PROMOTER AND PROMOTER GROUP							
(1)	INDIAN							
(a)	Individual /HUF	0	0	0	0.00	0.00	0	0.00
(b)	Central Government/State Govern	0	0	0	0.00	0.00	0	0.00
(c)	Bodies Corporate	2	673500	673500	0.24	0.24	0	0.00
(d)	Financial Institutions / Banks	0	0	0	0.00	0.00	0	0.00
(e)	Others	0	0	0	0.00	0.00	0	0.00
	Sub-Total A(1) :		673500	673500	0.24	0.24	0	0.00
(2)	FOREIGN							
(a)	Individuals (NRIs/Foreign Individua	0	0	0	0.00	0.00	0	0.00
(b)	Bodies Corporate	0	0	0	0.00	0.00	0	0.00
(c)	Institutions	0	0	0	0.00	0.00	0	0.00
(d)	Qualified Foreign Investor	0	0	0	0.00	0.00	0	0.00
(e)	Others	0	0	0	0.00	0.00	0	0.00
	Sub-Total A(2) :		0	0	0.00	0.00	0	0.00
	Total A=A(1)+A(2)		673500	673500	0.24	0.24	0	0.00
(B)	PUBLIC SHAREHOLDING							
(1)	INSTITUTIONS							
(a)	Mutual Funds /UTI	0	0	0	0.00	0.00		
(b)	Financial Institutions /Banks	11	278360157	278360157	99.76	99.76		
(c)	Central Government / State Gover	0	0	0	0.00	0.00		
(d)	Venture Capital Funds	0	0	0	0.00	0.00		
(e)	Insurance Companies	0	0	0	0.00	0.00		
(f)	Foreign Institutional Investors	0	0	0	0.00	0.00		
(g)	Foreign Venture Capital Investors	0	0	0	0.00	0.00		




CATEGORY	CATEGORY OF SHAREHOLDER	NO OF SHAREHOLDERS	TOTAL NUMBER OF SHARES	NO OF SHARES HELD IN DEMATERIALIZED FORM	TOTAL SHAREHOLDING AS A % OF TOTAL NO OF SHARES		SHARES PLEDGE OR OTHERWISE ENCUMBERED
					AS a PERCENTAGE of (A+B)	AS a PERCENTAGE of (A+B+C)	
CODE	(i)	(iii)	(iv)	(v)	(vi)	(vii)	(viii)
(h)	Qualified Foreign Investor	0	0	0	0.00	0.00	
(i)	Others	0	0	0	0.00	0.00	
	Sub-Total B(1) :	11	278360157	278360157	99.76	99.76	
(2)	NON-INSTITUTIONS						
(a)	Bodies Corporate	3	350	350	0.00	0.00	
(b)	Individuals						
	(i) Individuals holding nominal share capital upto Rs.1 lakh	10	900	900	0.00	0.00	
	(ii) Individuals holding nominal share capital in excess of Rs.1 lakh	0	0	0	0.00	0.00	
(c)	Others	0	0	0	0.00	0.00	
(d)	Qualified Foreign Investor	0	0	0	0.00	0.00	
	Sub-Total B(2) :	13	1250	1250	0.00	0.00	
	Total B=B(1)+B(2) :	24	278361407	278361407	99.76	99.76	
	Total (A+B) :	26	279034907	279034907	100.00	100.00	
(C)	Shares held by custodians, against which Depository Receipts have been issued						
(1)	Promoter and Promoter Group						
(2)	Public	0	0	0	0.00	0.00	
	GRAND TOTAL (A+B+C) :	26	279034907	279034907	100.00	100.00	
							0
							0.00

LANCET VARGHESE
COMPANY SECRETARY




Statement showing holding of securities (including shares, warrants, convertible securities) of persons belonging to the category "Promoter and Promoter Group"												
(i)/(b) Sr.N	Name of the Shareholder	Details of Shares held			Encumbered shares (*)			Details of Warrants		Details of convertible securities		Total Shares (including underlying shares assuming full conversion of warrants and convertible securities) as a % of diluted share capital
o		No. of Shares held	As a % of grand total (A)+(B)+(C)	Pledge Shares	AS a percentage (VI)=(V)/(III)*100	AS a % of grand total (A) + (B) + (C) of sub-clause (i)(a)	Number of warrants held	As a % total number of warrants of the same class	Number of convertible securities held	As a % total number of convertible securities of the same class	(XII)	
(i)	(ii)	(iii)	(iv)	(v)	(vi)=(v)/(iii)*100	(vii)	(viii)	(ix)	(x)	(xi)	(xii)	
1	VRINDAVAN SERVICES PRIVATE LIMITED	670000	0.24	0	0.00	0.00	0	0.00	0	0.00	0.24	
2	SUN INVESTMENTS PRIVATE LIMITED	3500	0.00	0	0.00	0.00	0	0.00	0	0.00	0.00	
TOTAL :		673500	0.24	0	0.00	0.00	0	0.00	0	0.00	0.24	




(i)(c) Statement showing holding of securities (including shares, warrants, convertible securities) of persons belonging to the category "Public" and holding more than 1% of the total number of shares	Sr. N	Name of the shareholder	Number of shares held	Shares as a percentage of total number of shares (i.e., Grant total (A)+(B)+(C) indicated in Statement at para (i)(a) above)	Details of warrants		Details of convertible securities		Total shares (including underlying shares assuming full conversion of warrants and convertible securities) as a % of diluted share capital)
					Number of warrants held	As a % of total number of warrants of the same class	Number of convertible securities held	% w.r.t total number of convertible securities of the same class	
	1	ICICI BANK LTD	125707730	45.05	0	0.00	0	0.00	45.05
	2	IDBI BANK LIMITED	69734847	24.99	0	0.00	0	0.00	24.99
	3	LIFE INSURANCE CORPORATION OF INDIA	36348783	13.03	0	0.00	0	0.00	13.03
	4	IFCI, MUMBAI	15723089	5.63	0	0.00	0	0.00	5.63
	5	STATE BANK OF INDIA	10370870	3.72	0	0.00	0	0.00	3.72
	6	IFCI LTD	5539273	1.99	0	0.00	0	0.00	1.99
	7	THE NEW INDIA ASSURANCE COMPANY LIMITED	3772861	1.35	0	0.00	0	0.00	1.35
	8	GENERAL INSURANCE CORPORATION OF INDIA	3699560	1.33	0	0.00	0	0.00	1.33
	9	UNITED INDIA INSURANCE COMPANY LIMITED	2959986	1.06	0	0.00	0	0.00	1.06
	TOTAL :		273856999	98.14	0	0.00	0	0.00	98.14



(1)(c)(i) Statement showing holding of securities (including shares, warrants, convertible securities) of persons (together with PAC) belonging to the category "Public" and holding more than 5% of the total number of shares of the company									
Sr.No	Name(s) of the shareholder(s) and the Persons Acting in Concert (PAC) with them	Number of shares held	Shares as a percentage of total number of shares (i.e., Grant total (A)+(B)+(C) indicated in Statement at para (1)(a) above)	Details of warrants		Details of convertible securities		Total shares (including underlying shares assuming full conversion of warrants and convertible securities) as a % of diluted share capital)	
				Number of warrants held	As a % total number of warrants of the same class	Number of convertible securities held	% w.r.t total number of convertible securities of the same class		
1	IFCI BANK LTD	125707730	45.05	0	0.00	0	0.00	45.05	
2	IDBI BANK LIMITED	69734847	24.99	0	0.00	0	0.00	24.99	
3	LIFE INSURANCE CORPORATION OF INDIA	36348783	13.03	0	0.00	0	0.00	13.03	
4	IFCI,MUMBAI	15723089	5.63	0	0.00	0	0.00	5.63	
	TOTAL :	247514449	88.70	0	0.00	0	0.00	88.70	




STATEMENT SHOWING DETAILS OF LOCKED-IN SHARES"			
(1)(d)			
Sr.No.	Name of the shareholder	Number of locked-in shares	Locked-in shares as a (%) percentage of total number of shares (i.e. Grand Total (A)+(B)+(C) Indicated in Statement at para (1)(a) above)
TOTAL :		0	0
			Promoter/Promoter Group/Public



STATEMENT SHOWING DETAILS OF DEPOSITORY RECEIPTS (DRS)				
(ii)(a)				
Sr.No.	Type of outstanding DR (ADRs,GDRs,SDRs,etc.)	Number of outstanding DRS	Number of shares underlying outstanding DRS	Shares underlying outstanding DRS as a percentage of total number of shares (i.e., Grand Total (A)+(B)+(C) indicated in Statement at Para(i)(a) above)
	TOTAL :	0	0	0




(ii) (b)	Statement showing Holding of Depository Receipts (DRs), where underlying shares held by "Promoter/Promoter group" are in excess of 1% of the total number shares.			
Sr.No.	Name of the DR Holder	Type of outstanding DR (ADRs, GDRs, SDRs, etc.)	Number of shares underlying outstanding DRs	Shares underlying outstanding DRs as a percentage of total number of shares (i.e., Grand Total (A)+(B)+(C) indicated in Statement at para(i)(a) above)
	TOTAL :		0	0



(1)(a) STATEMENT SHOWING SHAREHOLDING PATTERN IN CLAUSE-35

NAME OF THE COMPANY: JSW STEEL LIMITED - PREFERENCE		Name of the Scrip:	
SCRIP CODE:			
Class of Security:			
QUARTER ENDED:	30/06/2014		
Partly paid-up shares	No. of partly paid-up shares	As a % of total no. of partly paid-up shares	As a % of total no. of shares of the Company.
Held by promoter/promoter group	0		0
Held by Public	0		0
Total:	0		0
Outstanding convertible securities:	No. of outstanding securities	As a % of total no. of outstanding convertible securities.	As a % of total no. of shares of the Company assuming full conversion of the convertible securities
Held by promoter/promoter group	0		0
Held by Public	0		0
Total:	0		0
Warrants:	No. of warrants	As a % of total no. of warrants	As a % of total no. of shares of the Company, assuming full conversion of warrants
Held by promoter/promoter group	0		0
Held by Public	0		0
Total:	0		0
Total paid-up capital of the Company, assuming full conversion of warrants and convertible securities	485414604		100,000



JSW Steel Ltd - ISPAT 0.01% Preference Shares
Shareholding Pattern as on 30.06.2014


CATEG ORY CODE	CATEGORY OF SHAREHOLDER	NO OF SHAREHOLD ERS	TOTAL NUMBER OF SHARES	NO OF SHARES HELD IN DEMATERIA LIZED FORM	TOTAL SHAREHOLDING AS A % OF TOTAL NO OF SHARES		SHARES PLEDGE OR OTHERWISE ENCUMBERED	AS a PERCENTAGE OF (A+B) PERCENTAG E OF (A+B)	AS a PERCENTAGE OF (A+B+C) PERCENTAG E OF (A+B+C)	NUMBER OF SHARES (VIII)	AS a PERCENTAGE AS a PERCENTAGE (IX)=(VIII)/(IV)*100
					(VI)	(VII)					
(A)	PROMOTER AND PROMOTER GROUP										
(1)	(ii)	(iii)	(iv)	(v)	(vi)	(vii)					
(1)	INDIAN										
(a)	Individual /HUF	0	0	0	0.00	0.00	0	0.00	0.00		0.00
(b)	Central Government/State Government(s)	0	0	0	0.00	0.00	0	0.00	0.00		0.00
(c)	Bodies Corporate	3	338587391	338587351	69.75	69.75	0	69.75	0		0.00
(d)	Financial Institutions / Banks	0	0	0	0.00	0.00	0	0.00	0		0.00
(e)	Others	0	0	0	0.00	0.00	0	0.00	0		0.00
	Sub-Total A(1) :	3	338587391	338587351	69.75	69.75	0	69.75	0		0.00
(2)	FOREIGN										
(a)	Individuals (NRIs/Foreign Individuals)	0	0	0	0.00	0.00	0	0.00	0.00		0.00
(b)	Bodies Corporate	0	0	0	0.00	0.00	0	0.00	0.00		0.00
(c)	Institutions	0	0	0	0.00	0.00	0	0.00	0.00		0.00
(d)	Qualified Foreign Investor	0	0	0	0.00	0.00	0	0.00	0		0.00
(e)	Others	0	0	0	0.00	0.00	0	0.00	0		0.00
	Sub-Total A(2) :	0	0	0	0.00	0.00	0	0.00	0		0.00
	Total A=A(1)+A(2)	3	338587391	338587351	69.75	69.75	0	69.75	0		0.00
(B)	PUBLIC SHAREHOLDING										
(1)	INSTITUTIONS										
(a)	Mutual Funds /UTI	11	16934	10770	0.00	0.00		0.00	0.00		
(b)	Financial Institutions /Banks	60	21407747	21402599	4.41	4.41		4.41	4.41		
(c)	Central Government / State Government(s)	0	0	0	0.00	0.00		0.00	0.00		
(d)	Venture Capital Funds	0	0	0	0.00	0.00		0.00	0.00		
(e)	Insurance Companies	0	0	0	0.00	0.00		0.00	0.00		
(f)	Foreign Institutional Investors	3	45760	41000	0.01	0.01		0.01	0.01		
(g)	Foreign Venture Capital Investors	0	0	0	0.00	0.00		0.00	0.00		
(h)	Qualified Foreign Investor	0	0	0	0.00	0.00		0.00	0.00		
(i)	Others	0	0	0	0.00	0.00		0.00	0.00		
	Sub-Total B(1) :	74	21470441	21454369	4.42	4.42		4.42	4.42		




CATEG ORY CODE	CATEGORY OF SHAREHOLDER	NO OF SHAREHOLD ERS	TOTAL NUMBER OF SHARES	NO OF SHARES HELD IN DEMATERIA LIZED FORM	TOTAL SHAREHOLDING AS A % OF TOTAL NO OF SHARES		SHARES PLEDGE OR OTHERWISE ENCUMBERED	
					AS a PERCENTAG E of (A+B)	AS a PERCENTAGE of (A+B+C)		
(i)	(ii)	(iii)	(iv)	(v)	(vi)	(vii)	(viii)	(ix)=(viii)/(iv)*100
(2)	NON-INSTITUTIONS							
(a)	Bodies Corporate	1690	19031353	18967111	3.92	3.92		
(b)	Individuals							
	(i) Individuals holding nominal share capital upto Rs.1 lakh	275083	58710932	51657916	12.10	12.10		
	(ii) Individuals holding nominal share capital in excess of Rs.1 lakh	555	28547399	28547399	5.88	5.88		
(c)	Others							
	TRUSTS	11	14457	14457	0.00	0.00		
	OVERSEAS CORPORATE BODIES	1	14615921	14615921	3.01	3.01		
	NON RESIDENT INDIANS	3286	1041982	766512	0.21	0.21		
	FOREIGN COLLABORATORS	2	2227200	0	0.46	0.46		
	FOREIGN BODIES	8	1155200	0	0.24	0.24		
	CLEARING MEMBERS	27	12328	12328	0.00	0.00		
(d)	Qualified foreign Investor	0	0	0	0.00	0.00		
	Sub-Total B(2) :	280663	125356772	114581644	25.82	25.82		
	Total B=B(1)+B(2) :	280737	146827213	136036013	30.25	30.25		
	Total (A+B) :	280740	485414604	474623364	100.00	100.00		
(C)	Shares held by custodians, against which Depository Receipts have been issued							
(1)	Promoter and Promoter Group							
(2)	Public	0	0	0	0.00	0.00		
	GRAND TOTAL (A+B+C) :	280740	485414604	474623364	100.00	0.00	0	0.00

For JSW STEEL LIMITED


IANCY VARGHESE
COMPANY SECRETARY



(i)(b) Sr.No	Statement showing holding of securities (including shares, warrants, convertible securities) of persons belonging to the category "Promoter and Promoter Group"	Details of Shares held	No. of Shares held	As a % of grand total (A)+(B)+(C)	Pledge Shares	As a percentage (VI)=(V)/(III)*100	As a % of grand total (A) + (B) + (C) of sub-clause (i)(a)	Details of Warrants		Details of convertible securities		Total Shares (including underlying shares assuming full conversion of warrants and convertible securities) as a % of diluted share capital
								Number of warrants held	As a % total number of warrants of the same class	Number of convertible securities held	As a % total number of convertible securities of the same class	
(i)	(ii)	(iii)	(iv)	(v)	(vi)	(vii)	(viii)	(ix)	(x)	(xi)	(xii)	
1	JSW LOGISTICS INFRASTRUCTURE PRIVATE LIMITED	338586951	69.75	0	0.00	0	0.00	0	0.00	0	0.00	69.75
2	SUN INVESTMENTS PRIVATE LIMITED	400	0.00	0	0.00	0	0.00	0	0.00	0	0.00	0.00
3	GAGAN TRADING CO LTD	40	0.00	0	0.00	0	0.00	0	0.00	0	0.00	0.00
	TOTAL :	338587391	69.75	0	0.00	0	0.00	0	0.00	0	0.00	69.75



(I)(c)(i)	Statement showing holding of securities (including shares, warrants, convertible securities) of persons belonging to the category "Public" and holding more than 1% of the total number of shares						
Sr.No.	Name of the shareholder	Number of shares held	Shares as a percentage of total number of shares {i.e., Grant total (A)+(B)+(C) indicated in Statement at para (I)(a) above}	Details of warrants	Details of convertible securities	Total shares (including underlying shares assuming full conversion of warrants and convertible securities) as a % of diluted share capital)	
				Number of warrants held	As a % total number of warrants of the same class	Number of convertible securities held	% w.r.t total number of convertible securities of the same class
1	ALDBURY INTERNATIONAL LIMITED	14615921	3.01	0	0.00	0	0.00
2	IFCI, MUMBAI	14120288	2.91	0	0.00	0	0.00
	TOTAL :	28736209	5.92	0	0.00	0	0.00



(i)(c) Statement showing holding of securities (including shares, warrants, convertible securities) of persons (together with PAC) belonging to the category "Public" and holding more than 5% of the total number of shares of the company

Sr.No	Name(s) of the shareholder(s) and the Persons Acting in Concert (PAC) with them	Number of shares held	Shares as a percentage of total number of shares (i.e., Grant total (A)+(B)+(C) indicated in Statement at para (i)(a) above)	Details of warrants	Details of convertible securities	Total shares (including underlying shares assuming full conversion of warrants and convertible securities) as a % of diluted share capital)		
		0	0	Number of warrants held	As a % total number of warrants of the same class held	Number of convertible securities held	% w.r.t total number of convertible securities of the same class	0
	TOTAL :	0	0	0	0	0	0	0



STATEMENT SHOWING DETAILS OF LOCKED-IN SHARES"			
(i)(d)			
Sr.No.	Name of the shareholder	Number of locked- in shares	Locked-in shares as a (%) percentage of total number of shares (i.e, Grand Total (A)+(B)+(C) Indicated in Statement at para (i)(a) above)
			Promoter/Promoter Group/Public
	TOTAL :	0	0.00



STATEMENT SHOWING DETAILS OF DEPOSITORY RECEIPTS (DRS)				
(II)(a)				
Sr.No.	Type of outstanding DR (ADRs,GDRs,SDRs,etc.)	Number of outstanding DRS	Number of shares underlying outstanding DRS	Shares underlying outstanding DRS as a percentage of total number of shares {i.e., Grand Total (A)+(B)+(C) indicated in Statement at Para(I)(a) above}
	TOTAL :	0	0	0



(i)/(b)	Statement showing Holding of Depository Receipts (DRs), where underlying shares held by "Promoter/Promoter group" are in excess of 1% of the total number shares.			
Sr.No.	Name of the DR Holder	Type of outstanding DR (ADRs, GDRs, SDRs, etc.)	Number of shares underlying outstanding DRs	Shares underlying outstanding DRs as a percentage of total number of shares (i.e., Grand Total (A)+(B)+(C) indicated in Statement at para(i)(a) above)
TOTAL :			0	0

