


(1)(a) STATEMENT SHOWING SHAREHOLDING PATTERN IN CLAUSE-35

NAME OF THE COMPANY: JSW STEEL LIMITED		Name of the Scrip:	
SCRIP CODE:	500228		
Class of Security:			
QUARTER ENDED:	31/03/2015		
Partly paid-up shares	No. of partly paid-up shares	As a % of total no. of partly paid-up shares	As a % of total no. of shares of the Company.
Held by promoter/promoter group	0		0
Held by Public	0		0
Total:	0		0
Outstanding convertible securities:	No. of outstanding securities	As a % of total no. of outstanding convertible securities.	As a % of total no. of shares of the Company assuming full conversion of the convertible securities
Held by promoter/promoter group	0		0
Held by Public	0		0
Total:	0		0
Warrants:	No. of warrants	As a % of total no. of warrants	As a % of total no. of shares of the Company, assuming full conversion of warrants
Held by promoter/promoter group	0		0
Held by Public	0		0
Total:	0		0
Total paid-up capital of the Company, assuming full conversion of warrants and convertible securities	241722044	0	100.00




Shareholding Pattern as on 31.03.2015

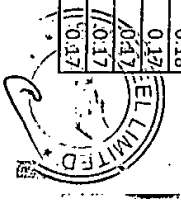
CATEGORICAL CODE	CATEGORY OF SHAREHOLDER	NO OF SHAREHOLDERS	TOTAL NUMBER OF SHARES	NO OF SHARES HELD IN DEMATERIALIZED FORM	TOTAL SHAREHOLDING AS A % OF TOTAL NO OF SHARES		SHARES PLEDGE OR OTHERWISE ENCUMBERED	AS a PERCENTAGE OF (IX)=(VIII)/(IV)*100
					AS a PERCENTAGE OF (A+B)	AS a PERCENTAGE OF (A+B+C)		
(I)	(II)	(III)	(IV)	(V)	(VI)	(VII)	(VIII)	(IX)
(A)	PROMOTER AND PROMOTER GROUP							
(1)	INDIAN							
(a)	Individual/HUF							
(b)	Central Government/State Government(s)	25	4051047	4051047	1.68	1.68	26400	0.65
(c)	Bodies Corporate	1	907952	907952	0.38	0.38	0	0.00
(d)	Financial Institutions / Banks	14	86092335	86092335	35.62	35.62	36132600	41.97
(e)	Others	0	0	0	0.00	0.00	0	0.00
	Sub-Total A(1) :	40	91051334	91051334	37.67	37.67	36159000	39.71
(2)	FOREIGN							
(a)	Individuals (NRIs/Foreign Individuals)	2	11099	11099	0.00	0.00	0	0.00
(b)	Bodies Corporate	10	5704612	5704612	2.36	2.36	0	0.00
(c)	Institutions	0	0	0	0.00	0.00	0	0.00
(d)	Qualified Foreign Investor	0	0	0	0.00	0.00	0	0.00
(e)	Others	0	0	0	0.00	0.00	0	0.00
	Sub-Total A(2) :	12	5715711	5715711	2.36	2.36	0	0.00
	Total A=A(1)+A(2)	52	96767045	96767045	40.03	40.03	36159000	37.37
(B)	PUBLIC SHAREHOLDING							
(1)	INSTITUTIONS							
(a)	Mutual Funds / UTI							
(b)	Financial Institutions / Banks	80	4612402	4592537	1.91	1.91		
(c)	Central Government / State Government(s)	53	4309133	4306553	1.78	1.78		
(d)	Venture Capital Funds	1	1237500	1237500	0.51	0.51		
(e)	Insurance Companies	0	0	0	0.00	0.00		
(f)	Foreign Institutional Investors	0	0	0	0.00	0.00		
(g)	Foreign Venture Capital Investors	334	45896595	45884882	18.99	18.99		
(h)	Qualified Foreign Investor	0	0	0	0.00	0.00		
(i)	Others	0	0	0	0.00	0.00		



CATEGORY	CATEGORY OF SHAREHOLDER	NO OF SHAREHOLDERS	TOTAL NUMBER OF SHARES	NO OF SHARES HELD IN DEMATERIALIZED FORM	TOTAL SHAREHOLDING AS A % OF TOTAL NO OF SHARES		SHARES PLEDGE OR OTHERWISE ENCUMBERED	AS a PERCENTAGE OF (VIII)/(V)*100
					AS a PERCENTAGE OF (A+B)	AS a PERCENTAGE OF (A+B+C)		
(I)	(II)	(III)	(IV)	(V)	(VI)	(VII)	(VIII)	(IX)
	Sub-Total B(1) :	468	56055630	56021472	23.19	23.19		
(2)	NON-INSTITUTIONS							
(a)	Bodies Corporate	3141	17129460	16396435	7.09	7.09		
(b)	Individuals							
	(i) Individuals holding nominal share capital upto Rs.1 lakh	771759	13840286	10884051	5.73	5.73		
	(ii) Individuals holding nominal share capital in excess of Rs.1 lakh	89	10311315	10299315	4.27	4.27		
(c)	Others							
	NON RESIDENT INDIANS	10096	3219816	2769336	1.33	1.33		
	FOREIGN BODIES CORPORATES	7	41794666	41748100	17.29	17.29		
	OVERSEAS CORPORATE BODIES	5	32158	31092	0.01	0.01		
	TRUSTS	12	2571668	2571642	1.06	1.06		
(d)	Qualified Foreign Investor	0	0	0	0.00	0.00		
	Sub-Total B(2) :	785109	88899369	84699971	36.78	36.78		
	Total B=B(1)+B(2) :	785577	144954999	140721443	59.97	59.97		
	Total (A+B) :	785629	241722044	237488488	100.00	100.00		
(C)	Shares held by custodians, against which Depository Receipts have been issued							
(1)	Promoter and Promoter Group							
(2)	Public	0	0	0	0.00	0.00		
	GRAND TOTAL (A+B+C) :	785629	241722044	237488488	100.00	0.00	36159000	14.96



Sr.No	Statement showing holding of securities (including shares, warrants, convertible securities) of persons belonging to the category "Promoter and Promoter Group"	Details of Shares held				Details of Warrants				Details of convertible securities		Total Shares (including underlying shares assuming full conversion of warrants and convertible securities) as a % of diluted share capital
		Name of the Shareholder	No. of Shares held	As a % of grand total (A)+(B)+(C)	Pledge Shares	As a percentage (VI)=(V)/(III)*100	As a % of grand total (A) + (B) + (C) of sub-clause (i)(a)	Number of warrants held	As a % total number of warrants of the same class	Number of convertible securities held	As a % total number of convertible securities of the same class	
(i)	(ii)	(iii)	(iv)	(v)	(vi)	(vii)	(viii)	(ix)	(x)	(xi)	(xii)	
1	JSW HOLDINGS LIMITED	17284923	7.15	7193000	41.61	2.98	0	0.00	0	0.00	7.15	
2	VIVIDH CONSULTANCY AND ADVISORY SERVICES PVT LTD	13885669	5.74	12933000	93.14	5.35	0	0.00	0	0.00	5.74	
3	JSW INVESTMENTS PRIVATE LIMITED	13516309	5.59	10002600	74.00	4.14	0	0.00	0	0.00	5.59	
4	SAHYOG TRADDCORP PRIVATE LIMITED	10320586	4.27	4522000	43.82	1.87	0	0.00	0	0.00	4.27	
5	JSW POWER TRADING COMPANY LIMITED	7003835	2.90	850000	12.14	0.35	0	0.00	0	0.00	2.90	
6	DANTA ENTERPRISES PRIVATE LIMITED	6036825	2.50	0	0.00	0.00	0	0.00	0	0.00	2.50	
7	VINTUOUS TRADECORP PRIVATE LIMITED	6036825	2.50	0	0.00	0.00	0	0.00	0	0.00	2.50	
8	INDIWA SONS INVESTMENTS LTD	4548637	1.88	0	0.00	0.00	0	0.00	0	0.00	1.88	
9	JSW TECHNO PROJECTS MANAGEMENT LTD	2216523	0.92	632000	28.51	0.26	0	0.00	0	0.00	0.92	
10	BEAUFELD HOLDINGS LIMITED	1922797	0.80	0	0.00	0.00	0	0.00	0	0.00	0.80	
11	REVENUE TRADERS PRIVATE LIMITED	1812371	0.75	0	0.00	0.00	0	0.00	0	0.00	0.75	
12	GLEBE TRADING PRIVATE LIMITED	1715793	0.71	0	0.00	0.00	0	0.00	0	0.00	0.71	
13	JSW LOGISTICS INFRASTRUCTURE PRIVATE LIMITED	1712577	0.71	0	0.00	0.00	0	0.00	0	0.00	0.71	
14	SAJAN JINDAL	1654336	0.68	0	0.00	0.00	0	0.00	0	0.00	0.68	
15	KARNATAKA STATE INDUSTRIAL AND INFRASTRUCTURE DEVE	907952	0.38	0	0.00	0.00	0	0.00	0	0.00	0.38	
16	SAJAN JINDAL	674744	0.28	0	0.00	0.00	0	0.00	0	0.00	0.28	
17	HESTON SECURITIES LIMITED	425239	0.18	0	0.00	0.00	0	0.00	0	0.00	0.18	
18	LARGO INVESTMENTS LIMITED	425000	0.18	0	0.00	0.00	0	0.00	0	0.00	0.18	
19	SARMENTO HOLDINGS LIMITED	421957	0.17	0	0.00	0.00	0	0.00	0	0.00	0.17	
20	MENDEZA HOLDINGS LIMITED	421809	0.17	0	0.00	0.00	0	0.00	0	0.00	0.17	
21	NACHO INVESTMENTS LIMITED	420738	0.17	0	0.00	0.00	0	0.00	0	0.00	0.17	
22	TEMPLAR INVESTMENTS LIMITED	420652	0.17	0	0.00	0.00	0	0.00	0	0.00	0.17	



23	PENTEL HOLDING LIMITED	416657	0.17	0	0.00	0.00	0	0.00	0	0.00	0	0.00	0	0.00	0	0.00	0	0.00	0.17
24	ESTRELA INVESTMENT COMPANY LIMITED	416007	0.17	0	0.00	0.00	0	0.00	0	0.00	0	0.00	0	0.00	0	0.00	0	0.00	0.17
25	VAVASA INVESTMENTS LIMITED	413756	0.17	0	0.00	0.00	0	0.00	0	0.00	0	0.00	0	0.00	0	0.00	0	0.00	0.17
26	TARINI JINDAL	350000	0.14	0	0.00	0.00	0	0.00	0	0.00	0	0.00	0	0.00	0	0.00	0	0.00	0.14
27	TANVI JINDAL	350000	0.14	0	0.00	0.00	0	0.00	0	0.00	0	0.00	0	0.00	0	0.00	0	0.00	0.14
28	PARTH JINDAL	350000	0.14	0	0.00	0.00	0	0.00	0	0.00	0	0.00	0	0.00	0	0.00	0	0.00	0.14
29	SANGITA JINDAL	350000	0.14	0	0.00	0.00	0	0.00	0	0.00	0	0.00	0	0.00	0	0.00	0	0.00	0.14
30	TARINI JINDAL	287813	0.12	0	0.00	0.00	0	0.00	0	0.00	0	0.00	0	0.00	0	0.00	0	0.00	0.12
31	TANVI JINDAL	141389	0.06	0	0.00	0.00	0	0.00	0	0.00	0	0.00	0	0.00	0	0.00	0	0.00	0.06
32	URMILA BHUWALKA	138363	0.06	0	0.00	0.00	0	0.00	0	0.00	0	0.00	0	0.00	0	0.00	0	0.00	0.06
33	R K JINDAL & SONS HUF	25000	0.01	25000	100.00	0.01	0	0.00	0	0.00	0	0.00	0	0.00	0	0.00	0	0.00	0.01
34	NIRMALA GOVAL	14865	0.01	0	0.00	0.00	0	0.00	0	0.00	0	0.00	0	0.00	0	0.00	0	0.00	0.01
35	PRITHVI RAJ JINDAL	12000	0.00	0	0.00	0.00	0	0.00	0	0.00	0	0.00	0	0.00	0	0.00	0	0.00	0.00
36	SAVITRI DEVI JINDAL	8458	0.00	0	0.00	0.00	0	0.00	0	0.00	0	0.00	0	0.00	0	0.00	0	0.00	0.00
37	RATAN JINDAL	7530	0.00	0	0.00	0.00	0	0.00	0	0.00	0	0.00	0	0.00	0	0.00	0	0.00	0.00
38	SMENU JINDAL	6021	0.00	0	0.00	0.00	0	0.00	0	0.00	0	0.00	0	0.00	0	0.00	0	0.00	0.00
39	DEEPIKA JINDAL	5597	0.00	0	0.00	0.00	0	0.00	0	0.00	0	0.00	0	0.00	0	0.00	0	0.00	0.00
40	URVI JINDAL	5462	0.00	0	0.00	0.00	0	0.00	0	0.00	0	0.00	0	0.00	0	0.00	0	0.00	0.00
41	ABHYUDAY JINDAL	5082	0.00	0	0.00	0.00	0	0.00	0	0.00	0	0.00	0	0.00	0	0.00	0	0.00	0.00
42	TRIPTI JINDAL	5078	0.00	0	0.00	0.00	0	0.00	0	0.00	0	0.00	0	0.00	0	0.00	0	0.00	0.00
43	P R JINDAL HUF	5066	0.00	0	0.00	0.00	0	0.00	0	0.00	0	0.00	0	0.00	0	0.00	0	0.00	0.00
44	NAVEEN JINDAL	4555	0.00	0	0.00	0.00	0	0.00	0	0.00	0	0.00	0	0.00	0	0.00	0	0.00	0.00
45	NAVEEN JINDAL	2779	0.00	0	0.00	0.00	0	0.00	0	0.00	0	0.00	0	0.00	0	0.00	0	0.00	0.00
46	PARTH JINDAL	2720	0.00	0	0.00	0.00	0	0.00	0	0.00	0	0.00	0	0.00	0	0.00	0	0.00	0.00
47	ANVUSH BHUWALKA	2000	0.00	0	0.00	0.00	0	0.00	0	0.00	0	0.00	0	0.00	0	0.00	0	0.00	0.00
48	HEXA TRADEX LIMITED	1400	0.00	1400	100.00	0.00	0	0.00	0	0.00	0	0.00	0	0.00	0	0.00	0	0.00	0.00
49	ARTI JINDAL	1362	0.00	0	0.00	0.00	0	0.00	0	0.00	0	0.00	0	0.00	0	0.00	0	0.00	0.00
50	S K JINDAL AND SONS HUF	1108	0.00	0	0.00	0.00	0	0.00	0	0.00	0	0.00	0	0.00	0	0.00	0	0.00	0.00
51	JSW PROJECTS LIMITED	776	0.00	0	0.00	0.00	0	0.00	0	0.00	0	0.00	0	0.00	0	0.00	0	0.00	0.00
52	DEEPIKA JINDAL	100	0.00	0	0.00	0.00	0	0.00	0	0.00	0	0.00	0	0.00	0	0.00	0	0.00	0.00
		4	0.00	0	0.00	0.00	0	0.00	0	0.00	0	0.00	0	0.00	0	0.00	0	0.00	0.00
	TOTAL :	96767045	40.03	36159000	37.37	14.96	0	0.00	0	0.00	0	0.00	0	0.00	0	0.00	0	0.00	40.03



(v)(vi)(vii) Statement showing holding of securities (including shares, warrants, convertible securities) of persons belonging to the category "Public" and holding more than 1% of the total number of shares

Sr.No.	Name of the shareholder	Number of shares held	Shares as a percentage of total number of shares (i.e., Grant total (A)+(B)+(C) indicated in Statement at para (i)(a) above)	Details of warrants held	As a % of total number of warrants of the same class	Number of convertible securities held	% w.r.t total number of convertible securities of the same class	Total shares (including underlying shares assuming full conversion of warrants and convertible securities) as a % of diluted share capital)
1	JIFE STEEL INTERNATIONAL EUROPE B.V.	36258307	15.00	0	0.00	0	0.00	15.00
2	APRMS INVESTMENT FUND LTD	4417000	1.83	0	0.00	0	0.00	1.83
3	LOTUS GLOBAL INVESTMENTS LTD	4170965	1.73	0	0.00	0	0.00	1.73
4	GAGANDEEP CREDIT CAPITAL PVT LTD	4152765	1.72	0	0.00	0	0.00	1.72
5	DUFERCO COKE INVESTMENTS LIMITED	4074210	1.69	0	0.00	0	0.00	1.69
6	THE INDIAMAN FUND (MAURITIUS) LIMITED.	3032693	1.25	0	0.00	0	0.00	1.25
7	LIFE INSURANCE CORPORATION OF INDIA	2881564	1.19	0	0.00	0	0.00	1.19
8	NIRMAI KIMAR JAIN	2569912	1.06	0	0.00	0	0.00	1.06
9	SUDARSHAN SECURITIES PRIVATE LIMITED	2333323	1.05	0	0.00	0	0.00	1.05
	TOTAL :	64090739	26.51	0	0.00	0	0.00	26.51




[1](c)(ii) Statement showing holding of securities (including shares, warrants, convertible securities) of persons (together with PAC) belonging to the category "Public" and holding more than 5% of the total number of shares of the company	Sr.No.	Name(s) of the shareholder(s) and the Persons Acting in Concert (PAC) with shares held	Number of Shares as a percentage of total number of shares (i.e., Grant total (A)+(B)+(C) indicated in Statement at para (i)(a) above)	Details of warrants	Details of convertible securities	Total shares (including underlying shares assuming full conversion of warrants and convertible securities) as a % of diluted share capital)			
				Number of warrants held	As a % total number of warrants of the same class	Number of convertible securities held	% w.r.t total number of convertible securities of the same class		
	1	JFE STEEL INTERNATIONAL EUROPE B.V.	36258307	15.00	0	0.00	0	0.00	15.00
	TOTAL :		36258307	15.00	0	0.00	0	0.00	15.00




STATEMENT SHOWING DETAILS OF LOCKED-IN SHARES"

(i)(d)				
Sr. No.	Name of the shareholder	Number of locked-in shares	Locked-in shares as a (%) percentage of total number of shares {i.e, Grand Total (A)+(B)+(C) Indicated in Statement at para (l)(a) above}	Promoter/Promoter Group/Public
TOTAL :		0	0	



STATEMENT SHOWING DETAILS OF DEPOSITORY RECEIPTS (DRS)			
(ii)(a)			
Sr.No.	Type of outstanding DR (ADRs,GDRs,SDRs,etc.)	Number of outstanding DRS	Number of shares underlying outstanding DRS
			Shares underlying outstanding DRS as a percentage of total number of shares {i.e., Grand Total (A)+(B)+(C) indicated in Statement at Para(i)(a) above}
	TOTAL :	0	0



(11)(b)	Statement showing Holding of Depository Receipts (DRs), where underlying shares held by "Promoter/Promoter group" are in excess of 1% of the total number shares.			
Sr.No.	Name of the DR Holder	Type of outstanding DR (ADRs, GDRs, SDRs, etc.)	Number of shares underlying outstanding DRs	Shares underlying outstanding DRs as a percentage of total number of shares {i.e., Grand Total (A)+(B)+(C) indicated in Statement at para(l)(a) above}
TOTAL :			0	0

FOR JSW STEEL LIMITED

LANCY VARGHESE
 COMPANY SECRETARY