


(1)(a) STATEMENT SHOWING SHAREHOLDING PATTERN IN CLAUSE-35

NAME OF THE COMPANY: JSW STEEL LIMITED	SCRIP CODE: 500228	Name of the Scrip:	
Class of Security: QUARTER ENDED =	31/12/2014		
Partly paid-up shares	No. of partly paid-up shares	As a % of total no. of partly paid-up shares	As a % of total no. of shares of the Company.
Held by promoter / promoter group	0		0
Held by Public	0		0
Total:	0		0
Outstanding convertible securities:	No. of outstanding securities	As a % of total no. of outstanding convertible securities.	As a % of total no. of shares of the Company assuming full conversion of the convertible securities
Held by promoter / promoter group	0		0
Held by Public	0		0
Total:	0		0
Warrants:	No. of warrants	As a % of total no. of warrants	As a % of total no. of shares of the Company, assuming full conversion of warrants
Held by promoter / promoter group	0		0
Held by Public	0		0
Total:	0		0
Total paid-up capital of the Company, assuming full conversion of warrants and convertible securities	241722044		100.00



JSW Steeld Ltd
Shareholding Pattern as on 31.12.2014


CATEGORY CODE	CATEGORY OF SHAREHOLDER	NO OF SHAREHOLDERS	TOTAL NUMBER OF SHARES	NO OF SHARES HELD IN DEMATERIALIZED FORM	TOTAL SHAREHOLDING AS A % OF TOTAL NO OF		SHARES PLEDGE OR OTHERWISE ENCUMBERED	AS a PERCENTAGE OF (IX)=(VIII)/(IV)*100
					As a PERCENTAGE of (A+B)	As a PERCENTAGE of (A+B+C)		
(i)	(ii)	(iii)	(iv)	(v)	(vi)	(vii)	(viii)	(ix)
(A)	PROMOTER AND PROMOTER GROUP							
(1)	INDIAN							
(a)	Individual/HUF	25	4062538	4062538	1.68	1.68	26400	0.65
(b)	Central Government/State Government(s)	1	907952	907952	0.38	0.38	0	0.00
(c)	Bodies Corporate	14	85003712	85003712	35.17	35.17	37342700	43.93
(d)	Financial Institutions / Banks	0	0	0	0.00	0.00	0	0.00
(e)	Others	0	0	0	0.00	0.00	0	0.00
	Sub-total A(1) :	40	89974202	89974202	37.22	37.22	37369100	41.53
(2)	FOREIGN							
(a)	Individuals (NRIs/Foreign Individuals)	2	11099	11099	0.00	0.00	0	0.00
(b)	Bodies Corporate	10	5704612	5704612	2.36	2.36	0	0.00
(c)	Institutions	0	0	0	0.00	0.00	0	0.00
(d)	Qualified Foreign Investor	0	0	0	0.00	0.00	0	0.00
(e)	Others	0	0	0	0.00	0.00	0	0.00
	Sub-total A(2) :	12	5715711	5715711	2.36	2.36	0	0.00
	Total A=A(1)+A(2)	52	95689913	95689913	39.59	39.59	37369100	39.05
(B)	PUBLIC SHAREHOLDING							
(1)	INSTITUTIONS							
(a)	Mutual Funds /UTI	79	4807528	4787642	1.99	1.99		
(b)	Financial Institutions /Banks	51	3749757	3747177	1.55	1.55		
(c)	Central Government / State Government(s)	1	1237500	1237500	0.51	0.51		
(d)	Venture Capital Funds	0	0	0	0.00	0.00		
(e)	Insurance Companies	0	0	0	0.00	0.00		
(f)	Foreign Institutional Investors	375	48068362	48056649	19.89	19.89		
(g)	Foreign Venture Capital Investors	0	0	0	0.00	0.00		
(h)	Qualified Foreign Investor	0	0	0	0.00	0.00		
(i)	Others	0	0	0	0.00	0.00		



CATEGORY CODE	CATEGORIV OF SHAREHOLDER	NO OF SHAREHOLDERS	TOTAL NUMBER OF SHARES	NO OF SHARES HELD IN DEMATERIALIZED FORM	TOTAL SHAREHOLDING AS A % OF TOTAL NO OF		SHARES PLEDGE OR OTHERWISE ENCUMBERED	AS a PERCENTAGE OF SHARES AS a PERCENTAGE
					AS a PERCENTAGE of (A+B) (VI)	AS a PERCENTAGE of (A+B+C) (VII)		
(I)	(II)	(III)	(IV)	(V)	(VI)	(VII)	(VIII)	(IX)=(VIII)/(IV)*100
(2)	NON-INSTITUTIONS							
(a)	Bodies Corporate	3248	15978453	15245704	6.61	6.61		
(b)	Individuals							
	(i) Individuals holding nominal share capital upto Rs. 1 lakh	778632	13615322	10630037	5.63	5.63		
	(ii) Individuals holding nominal share capital in excess of Rs. 1 lakh	85	9390351	9365183	3.88	3.88		
(c)	Others							
	TRUSTS	12	2644230	2644204	1.09	1.09		
	OVERSEAS CORPORATE BODIES	5	32158	31092	0.01	0.01		
	NON RESIDENT INDIANS	10061	3177514	2721340	1.31	1.31		
	FOREIGN BODIES CORPORATES	7	43330956	43284390	17.93	17.93		
(d)	Qualifie dForeign Investor	0	0	0	0.00	0.00		
	Sub-total B(2) :	792050	88168984	83921950	36.48	36.48		
	Total B=B(1)+B(2) :	792556	146032131	141750918	60.41	60.41		
	Total (A+B) :	792608	241722044	237440831	100.00	100.00		
(C)	Shares held by custodians, against which Depository Receipts have been issued							
(1)	Promoter and Promoter Group							
(2)	Public	0	0	0	0.00	0.00		
	GRAND TOTAL (A+B+C) :	792608	241722044	237440831	100.00	0.00	37369100	15.46

For JSW STEEL LIMITED

LANGA VARGHESE
COMPANY SECRETARY



(i)(b) Statement showing holding of securities (including shares, warrants, convertible securities) of persons belonging to the category "Promoter and Promoter Group"

Sr.N ^o	Name of the Shareholder	Details of Shares held	No. of Shares held	As a % of grand total (A)+(B)+(C)	Pledge Shares	AS a percentage (V)=(V)/III	AS a % of grand total (A) + (B) + (C) of sub-clause (I)(a)	Number of warrants held	AS a % of total number of warrants of the same class	Number of convertible securities held	AS a % of total number of convertible securities of the same class	Total Shares (including underlying shares assuming full conversion of warrants and convertible securities) as a % of diluted share capital
(i)	(ii)	(iii)	(iv)	(v)	(vi)	(vii)	(viii)	(ix)	(x)	(xi)	(xii)	(xiii)
1	JSW HOLDINGS LIMITED		17284923	7.15	10949363	63.35	4.53	0	0.00	0	0.00	7.15
2	VIVIDH CONSULTANCY AND ADVISORY SERV		13885669	5.74	9030000	65.03	3.74	0	0.00	0	0.00	5.74
3	JSW INVESTMENTS PRIVATE LIMITED		12187509	5.04	5520390	45.30	2.28	0	0.00	0	0.00	5.04
4	SAHYOG TRADDCORP PRIVATE LIMITED		10320586	4.27	5904310	57.21	2.44	0	0.00	0	0.00	4.27
5	JSW POWER TRADING COMPANY LIMITED		7003835	2.90	850000	12.14	0.35	0	0.00	0	0.00	2.90
6	DANTA ENTERPRISES PRIVATE LIMITED		6036825	2.50	0	0.00	0.00	0	0.00	0	0.00	2.50
7	VIRTUOUS TRADECORP PRIVATE LIMITED		4548825	2.50	0	0.00	0.00	0	0.00	0	0.00	2.50
8	NALWA SONS INVESTMENTS LTD		4548825	1.88	4548637	100.00	1.88	0	0.00	0	0.00	1.88
9	BEAUFIELD HOLDINGS LIMITED		1922797	0.80	0	0.00	0.00	0	0.00	0	0.00	0.80
10	REYNOLD TRADERS PRIVATE LIMITED		1812371	0.75	0	0.00	0.00	0	0.00	0	0.00	0.75
11	GLEBE TRADING PRIVATE LIMITED		1715793	0.71	0	0.00	0.00	0	0.00	0	0.00	0.71
12	JSW LOGISTICS INFRASTRUCTURE PRIVATE L		1712577	0.71	0	0.00	0.00	0	0.00	0	0.00	0.71
13	SAJIAN JIN DAL		1654336	0.68	0	0.00	0.00	0	0.00	0	0.00	0.68
14	JSW INVESTMENTS PRIVATE LIMITED		1298800	0.54	0	0.00	0.00	0	0.00	0	0.00	0.54



15	JSW TECHNO PROJECTS MANAGEMENT LTD	1158000	0.48	540000	46.63	0.22	0	0.00	0	0.00	0	0.00	0.48
16	KARNATAKASTATE INDUSTRIAL AND INFRA	907952	0.38	0	0.00	0.00	0	0.00	0	0.00	0	0.00	0.38
17	SAJAN JINDAL	674744	0.28	0	0.00	0.00	0	0.00	0	0.00	0	0.00	0.28
18	HESTON SECURITIES LIMITED	425239	0.18	0	0.00	0.00	0	0.00	0	0.00	0	0.00	0.18
19	JARGO INVESTMENTS LIMITED	425000	0.18	0	0.00	0.00	0	0.00	0	0.00	0	0.00	0.18
20	SARMENTO HOLDINGS LIMITED	421957	0.17	0	0.00	0.00	0	0.00	0	0.00	0	0.00	0.17
21	MENDEZA HOLDINGS LIMITED	421809	0.17	0	0.00	0.00	0	0.00	0	0.00	0	0.00	0.17
22	NACHO INVESTMENTS LIMITED	420738	0.17	0	0.00	0.00	0	0.00	0	0.00	0	0.00	0.17
23	TEMPLAR INVESTMENTS LIMITED	420652	0.17	0	0.00	0.00	0	0.00	0	0.00	0	0.00	0.17
24	PENTEL HOLDING LIMITED	416657	0.17	0	0.00	0.00	0	0.00	0	0.00	0	0.00	0.17
25	ESTRELA INVESTMENT COMPANY LIMITED	416007	0.17	0	0.00	0.00	0	0.00	0	0.00	0	0.00	0.17
26	VAVASA INVESTMENTS LIMITED	413756	0.17	0	0.00	0.00	0	0.00	0	0.00	0	0.00	0.17
27	TARINI JINDAL	350000	0.14	0	0.00	0.00	0	0.00	0	0.00	0	0.00	0.14
28	TANVI JINDAL	350000	0.14	0	0.00	0.00	0	0.00	0	0.00	0	0.00	0.14
29	PARTH JINDAL	350000	0.14	0	0.00	0.00	0	0.00	0	0.00	0	0.00	0.14
30	SANGITA JINDAL	287813	0.12	0	0.00	0.00	0	0.00	0	0.00	0	0.00	0.12
31	TARINI JINDAL	141389	0.06	0	0.00	0.00	0	0.00	0	0.00	0	0.00	0.06
32	TANVI JINDAL	138363	0.06	0	0.00	0.00	0	0.00	0	0.00	0	0.00	0.06
33	URMILA BHUWALKA	25000	0.01	25000	100.00	0.01	0	0.00	0	0.00	0	0.00	0.01
34	NIRMALA GOVAL	23491	0.01	0	0.00	0.00	0	0.00	0	0.00	0	0.00	0.01
35	R K JINDAL & SONS HUF.	14865	0.01	0	0.00	0.00	0	0.00	0	0.00	0	0.00	0.01
36	PRITHVI RAJINDAL	8458	0.00	0	0.00	0.00	0	0.00	0	0.00	0	0.00	0.00
37	SAVITRI DEVI JINDAL	7530	0.00	0	0.00	0.00	0	0.00	0	0.00	0	0.00	0.00
38	RATAN JINDAL	6021	0.00	0	0.00	0.00	0	0.00	0	0.00	0	0.00	0.00
39	SMINU JINDAL	5597	0.00	0	0.00	0.00	0	0.00	0	0.00	0	0.00	0.00
40	DEEPIKA JINDAL	5462	0.00	0	0.00	0.00	0	0.00	0	0.00	0	0.00	0.00
41	URVI JINDAL	5082	0.00	0	0.00	0.00	0	0.00	0	0.00	0	0.00	0.00
42	ABHYUDAY JINDAL	5078	0.00	0	0.00	0.00	0	0.00	0	0.00	0	0.00	0.00
43	TRIPTI JINDAL	5066	0.00	0	0.00	0.00	0	0.00	0	0.00	0	0.00	0.00
44	P R JINDAL HUF.	4555	0.00	0	0.00	0.00	0	0.00	0	0.00	0	0.00	0.00
45	NAVEEN JINDAL	2779	0.00	0	0.00	0.00	0	0.00	0	0.00	0	0.00	0.00
46	NAVEEN JINDAL	2720	0.00	0	0.00	0.00	0	0.00	0	0.00	0	0.00	0.00
47	PARTH JINDAL	2000	0.00	0	0.00	0.00	0	0.00	0	0.00	0	0.00	0.00
48	AIYUSH BHUWALKA	1400	0.00	1400	100.00	0.00	0	0.00	0	0.00	0	0.00	0.00
49	HEXA TRADEX LIMITED	1362	0.00	0	0.00	0.00	0	0.00	0	0.00	0	0.00	0.00
50	ARTI JINDAL	1108	0.00	0	0.00	0.00	0	0.00	0	0.00	0	0.00	0.00
51	S K JINDAL AND SONS HUF.	776	0.00	0	0.00	0.00	0	0.00	0	0.00	0	0.00	0.00
52	DEEPIKA JINDAL	4	0.00	0	0.00	0.00	0	0.00	0	0.00	0	0.00	0.00
	TOTAL :	95689913	39.59	37369100	39.05	15.46	0	0.00	0	0.00	0	0.00	39.59




(1)(c) Statement showing holding of securities (including shares, warrants, convertible securities) of persons belonging to the category "Public" and holding more than 1% of the total number of shares

Sr.N o.	Name of the shareholder	Number of shares held	Shares as a percentage of total number of shares {i.e., Grant total (A)+(B)+(C) indicated in Statement at para (1)(a) above}	Number of warrants held	As a % total number of warrants of the same class	Number of convertible securities held	% w.r.t total number of convertible securities of the same class	Total shares (including underlying shares assuming full conversion of warrants and convertible securities) as a % of diluted share capital)
1	JFE STEEL INTERNATIONAL EUROPE B.V.	36258307	15.00	0	0.00	0	0.00	15.00
2	APMS INVESTMENT FUND LTD	4417000	1.83	0	0.00	0	0.00	1.83
3	LOTUS GLOBAL INVESTMENTS LTD	4170965	1.73	0	0.00	0	0.00	1.73
4	DUFERCO COKE INVESTMENTS LIMITED	4074210	1.69	0	0.00	0	0.00	1.69
5	GAGANDEEP CREDIT CAPITAL PVT LTD	3817765	1.58	0	0.00	0	0.00	1.58
6	THE INDIAMAN FUND (MAURITIUS) LIMITED.	3032500	1.25	0	0.00	0	0.00	1.25
7	MINERALS EURO ASIA LIMITED	2951873	1.22	0	0.00	0	0.00	1.22
8	NIRMAL KUMAR JAIN	2642639	1.09	0	0.00	0	0.00	1.09
9	SUDARSHAN SECURITIES PRIVATE LIMITED	2533323	1.05	0	0.00	0	0.00	1.05
10	LIFE INSURANCE CORPORATION OF INDIA	2454279	1.02	0	0.00	0	0.00	1.02
	TOTAL :	66352861	27.45	0	0.00	0	0.00	27.45




(i)(c)(ii)	Statement showing holding of securities (including shares, warrants, convertible securities) of persons (together with PAC) belonging to the category "Public" and holding more than 5% of the total number of shares of the company	Number of shares held	Shares as a percentage of total (A)+(B)+(C) Indicated in Statement at para (i)(a) above)	Details of warrants		Details of convertible securities		Total shares (including underlying shares assuming full conversion of warrants and convertible securities) as a % of diluted share capital)
Sr.No.	Name(s) of the shareholder(s) and the Persons Acting In Concert (PAC) with them			Number of warrants held	As a % total number of warrants of the same class	Number of convertible securities held	% w.r.t total number of convertible securities of the same class	
1	JFE STEEL INTERNATIONAL EUROPE B.V.	36258307	15.00	0	0.00	0	0.00	15.00
	TOTAL :	36258307	15.00	0	0.00	0	0.00	15.00




STATEMENT SHOWING DETAILS OF LOCKED-IN SHARES*

(1)(a)		Locked-in shares as a (%) percentage of total number of shares (i.e, Grand Total (A)+(B)+(C) Indicated in Statement at para (1)(a) above)	
Sr. No.	Name of the shareholder	Number of locked- in shares	Promoter/Promoter Group/Public
TOTAL :		0	0



STATEMENT SHOWING DETAILS OF DEPOSITORY RECEIPTS (DRS)

(II)(a)				
Sr.No.	Type of outstanding DR (ADRS,GDRs,SDRs,etc.)	Number of outstanding DRS	Number of shares underlying outstanding DRS	Shares underlying outstanding DRS as a percentage of total number of shares {i.e., Grand Total (A)+(B)+(C) indicated in Statement at Para(1)(a) above}
TOTAL :		0	0	0



(ii)(b)	Statement showing Holding of Depository Receipts (DRs), where underlying shares held by "Promoter/Promoter group" are in excess of 1% of the total number shares.			
Sr.No.	Name of the DR Holder	Type of outstanding DR (ADRs, GDRs, SDRs, etc.)	Number of shares underlying outstanding DRs	Shares underlying outstanding DRs as a percentage of total number of shares (i.e., Grand Total (A)+(B)+(C) indicated in Statement at para(i)(a) above)
	TOTAL :		0	0

