


(1)(a) **Statement showing Shareholding Pattern**


| | | | |
|--|-------------------------------|---|--|
| Name of the Company : JMD Telefilms Industries Limited | | | |
| Name of the scrip : JMDTELEFILM | | | |
| Scrip Code : 511092 | | Class of Security : Equity Shares | |
| Quarter ended: 31st December 2014 | | | |
| Partly paid-up shares:- | No. of partly paid-up shares | As a % of total no. of partly paid-up shares | As a % of total no. of shares of the company |
| Held by promoter/promoters group | Nil | Nil | Nil |
| Held by public | Nil | Nil | Nil |
| Total | Nil | Nil | Nil |
| Outstanding convertible securities:- | No. of outstanding securities | As a % of total No. of outstanding convertible securities | As a % of total no. of shares of the company, assuming full conversion of the convertible securities |
| Held by promoter/promoter group | Nil | Nil | Nil |
| Held by public | Nil | Nil | Nil |
| Total | Nil | Nil | Nil |
| Warrants:- | No. of warrants | As a % of total no. of warrants | As a % of total no. of shares of the company, assuming full conversion of warrants |
| Held by promoter/ promoter group | Nil | Nil | Nil |
| Held by public | Nil | Nil | Nil |
| Total | Nil | Nil | Nil |
| Total paid-up capital of the company assuming full conversion of warrants and convertible securities | 72,146,000 | | |



(1)(a) Statement showing Shareholding Pattern under Clause 35 of the Listing Agreement

| Name of the Company: | | JMD TELEFILMS INDUSTRIES LIMITED | | | | | | |
|----------------------|--|----------------------------------|------------------------|--|---|----------------------------|--|----------------------|
| Scrip Code : 511092 | | Quarter ended: | | | 31st December 2014 | | | |
| Category Code | Category of shareholder | Number of shareholders | Total number of shares | Number of shares held in dematerialized form | Total shareholding as a percentage of total number of | | Shares Pledged or otherwise encumbered | |
| | | | | | As a percentage of (A+B) | As a percentage of (A+B+C) | Number of Shares | As a Percentage |
| (A) | Shareholding of Promoter and Promoter Group | | | | | | (VIII) | (IX)=(VIII)/(VI)*100 |
| -1 | Indian | | | | | | | |
| (a) | Individuals/ Hindu Undivided Family | 6 | 500,000 | 500,000 | 0.69% | 0.69% | | |
| (b) | Central Government/ State Government(s) | - | - | - | 0.00% | 0.00% | | |
| (c) | Bodies Corporate | 0 | 0,300,000 | 0,300,000 | 3.19% | 3.19% | | |
| (d) | Financial Institutions/ Banks | - | - | - | 0.00% | 0.00% | | |
| (e) | Any Other | - | - | - | 0.00% | 0.00% | | |
| | (specify) - Directors | 1 | 12,500,000 | 12,500,000 | 17.33% | 17.33% | 12,500,000 | 100.00% |
| | Sub-Total (A)(1) | 9 | 15,300,000 | 15,300,000 | 21.21% | 21.21% | | |
| -2 | Foreign | | | | 0.00% | 0.00% | | |
| (a) | Individuals (Non-Resident Individuals/ Foreign Individuals) | - | - | - | 0.00% | 0.00% | | |
| (b) | Bodies Corporate | - | - | - | 0.00% | 0.00% | | |
| (c) | Institutions | - | - | - | 0.00% | 0.00% | | |
| (d) | Qualified Foreign Investor | - | - | - | 0.00% | 0.00% | | |
| (e) | Any Other (specify) | - | - | - | 0.00% | 0.00% | | |
| | Sub-Total (A)(2) | - | - | - | 0.00% | 0.00% | | |
| | Total Shareholding of Promoter and Promoter Group (A)= | 9 | 15,300,000 | 15,300,000 | 21.21% | 21.21% | 12,500,000 | 100.00% |
| (B) | Public shareholding | | | | 0.00% | 0.00% | N.A. | N.A. |
| -1 | Institutions | | | | 0.00% | 0.00% | N.A. | N.A. |
| (a) | Mutual Funds/ UTI | - | - | - | 0.00% | 0.00% | | |
| (b) | Financial Institutions/ Banks | - | - | - | 0.00% | 0.00% | | |
| (c) | Central Government/ State Government(s) | - | - | - | 0.00% | 0.00% | | |
| (d) | Venture Capital Funds | - | - | - | 0.00% | 0.00% | | |
| (e) | Insurance Companies | - | - | - | 0.00% | 0.00% | | |
| (f) | Foreign Institutional Investors | - | - | - | 0.00% | 0.00% | | |
| (g) | Foreign Venture Capital Investors | - | - | - | 0.00% | 0.00% | | |
| (h) | Qualified Foreign Investors | - | - | - | 0.00% | 0.00% | | |
| (i) | Any Other (specify) | - | - | - | 0.00% | 0.00% | | |
| | Sub-Total (B)(1) | - | - | - | 0.00% | 0.00% | | |
| -2 | Non-institutions | | | | 0.00% | 0.00% | | |
| (a) | Bodies Corporate | 180 | 42,381,934 | 42,381,934 | 58.74% | 58.74% | N.A. | N.A. |
| (b) | Individuals - | | | | 0.00% | 0.00% | | |
| i. | Individual shareholders holding nominal share capital up to Rs. 1 lakh. | 1,585 | 3,824,263 | 3,810,262 | 5.30% | 5.30% | | |
| ii. | Individual shareholders holding nominal share capital in excess of Rs. 1 lakh. | 23 | 9,864,976 | 9,364,976 | 13.67% | 13.67% | | |
| (c) | Qualified Foreign Investors | - | - | - | 0.00% | 0.00% | | |
| (d) | Any Other (specify) | | | | | | | |
| | NRI (Repat & Non-Repat.) | 10 | 21,971 | 21,971 | 0.03% | 0.03% | | |
| | Hindu Undivided Family | 67 | 730,469 | 730,469 | 1.01% | 1.01% | | |
| | Cleaning Member | 8 | 22,387 | 22,387 | 0.03% | 0.03% | | |
| | Sub-Total (B)(2) | 1,873 | 56,846,000 | 56,331,999 | 78.79% | 78.79% | | |
| | Total Public Shareholding (B)= | 1,873 | 56,846,000 | 56,331,999 | 78.79% | 78.79% | | |
| | (B)(1)+(B)(2) | | | | | | N.A. | N.A. |
| | TOTAL (A)+(B) | 1,882 | 72,146,000 | 71,631,999 | 100.00% | 100.00% | 12,500,000 | 17.33% |
| (C) | Shares held by Custodians and against which Depository Receipts have been issued | | | | 0.00% | 0.00% | | |
| (1) | Promoter and Promoter Group | - | - | - | 0.00% | 0.00% | N.A. | N.A. |
| (2) | Public | - | - | - | 0.00% | 0.00% | N.A. | N.A. |
| | GRAND TOTAL (C) | - | - | - | - | - | | |
| | GRAND TOTAL (A)+(B)+(C) | 1,882 | 72,146,000 | 71,631,999 | 100.00% | 100.00% | 12,500,000 | 17.33% |

Notes : Not Any



JMD TELEFILMS INDUSTRIES LIMITED

Name of the Company:
Scrip Code : 511092

Quarter ended: 31st December 2014


Statement showing Shareholding of persons belonging to the category "Promoter and Promoter Group"

| Sr. No. | Name of the shareholder | Details of Shares held | | Encumbered Shares | | Details of Warrants | | Details of Convertible Securities | | Total shares (including underlying shares assuming full conversion of warrants and convertible securities) as a % of diluted share capital |
|---------|--|------------------------|---------------------------------|-------------------|--|-------------------------|---|---------------------------------------|---|--|
| | | Number of shares | As a % of Grand Total (A)+(B)+C | Number | As a % of Grand Total (A)+(B)+C of Sub-Clause (I)(a) | Number of Warrants held | As a % of Total No. of Warrants of the same Class | Number of Convertible Securities held | As a % of Total No. of Convertible Securities of the same Class | |
| (I) | (II) | (III) | (IV) | (V) | (VI)=(V)/(III)*100 | (VII) | (XI) | (X) | (XII) | |
| 1 | Kailash Prasad Purohit | 12,500,000 | 17.33% | 12,500,000 | 100.00 | - | - | - | 17.33% | |
| 2 | Unisys Softwares & Holdings Ind Ltd. | 2,000,000 | 2.77% | - | - | - | - | - | 2.77% | |
| 3 | JMD Sounds Limited | 300,000 | 0.42% | - | - | - | - | - | 0.42% | |
| 4 | Jagdish Pd. Purohit (Saurabh Family Trust) | 125,000 | 0.17% | - | - | - | - | - | 0.17% | |
| 5 | Pawan Kr. Purohit (Adarsh Trust) | 100,000 | 0.14% | - | - | - | - | - | 0.14% | |
| 6 | Kailash Prasad Purohit (Renuka Trust) | 75,000 | 0.10% | - | - | - | - | - | 0.10% | |
| 7 | Sushil Kr. Purohit (Priyanka Trust) | 75,000 | 0.10% | - | - | - | - | - | 0.10% | |
| 8 | Anil Kr. Purohit (Madhav Trust) | 75,000 | 0.10% | - | - | - | - | - | 0.10% | |
| 9 | Anil Kr. Purohit (Madhav Vinay) | 50,000 | 0.07% | - | - | - | - | - | 0.07% | |
| | TOTAL | 15,300,000 | 21.81% | 12,500,000 | 100.00% | - | - | - | 21.81% | |

Statement showing holding of securities (including shares, warrants, convertible securities) of persons belonging to the category "Public" and holders more than 1% of the total number of shares

| Sr. No. | Name of the shareholder | Total Shares Held | | Details of Warrants | | Details of Convertible Securities | | Total shares (including underlying shares assuming full conversion of warrants and convertible securities) as a % of diluted share capital |
|---------|--------------------------------------|-------------------|---------------------------------|-------------------------|---|---------------------------------------|---|--|
| | | Number of shares | As a % of Grand Total (A)+(B)+C | Number of Warrants held | As a % of Total No. of Warrants of the same Class | Number of Convertible Securities held | As a % of Total No. of Warrants of the same Class | |
| (I) | (II) | (III) | (IV) | (V) | (VI) | (VII) | (VIII) | (IX) |
| 1 | Giant Sales Private Limited | 3,587,402 | 4.97% | - | - | - | - | 4.97% |
| 2 | Brijham Descom Private Limited | 3,491,860 | 4.84% | - | - | - | - | 4.84% |
| 3 | Greenview Dealers Private Limited | 3,332,356 | 4.62% | - | - | - | - | 4.62% |
| 4 | Premnagar Vinay Private Limited | 3,332,356 | 4.62% | - | - | - | - | 4.62% |
| 5 | Decent Vincom Private Limited | 2,798,852 | 3.88% | - | - | - | - | 3.88% |
| 6 | Compass Distributors Private Limited | 2,225,000 | 3.08% | - | - | - | - | 3.08% |
| 7 | Religare Finvest Limited | 2,105,084 | 2.99% | - | - | - | - | 2.99% |
| 8 | Forum Suppliers Private Limited | 1,943,710 | 2.69% | - | - | - | - | 2.69% |
| 9 | Mayurpanith Vincom Private Limited | 1,636,459 | 2.27% | - | - | - | - | 2.27% |
| 10 | Sundhit Capital Private Limited | 1,632,259 | 2.26% | - | - | - | - | 2.26% |
| 11 | Flame Dealers Private Limited | 1,568,000 | 2.17% | - | - | - | - | 2.17% |


Continued on Next Page



| Sr. No. | Name of the shareholder | Total Shares Held | | Details of Warrants | | Details of Convertible Securities | | Total shares (including underlying shares assuming full conversion of warrants and convertible securities) as a % of diluted share capital |
|---------|---|-------------------|-----------------------------------|-------------------------|---|---------------------------------------|---|--|
| | | Number of shares | As a % of Grand Total (A)+(B)+(C) | Number of Warrants held | As a % of Total No. of Warrants of the same Class | Number of Convertible Securities held | As a % of Total No. of Warrants of the same Class | |
| (I) | (II) | (III) | (IV) | (V) | (VI) | (VII) | (VIII) | (IX) |
| 12 | Nandurga Investment Consultants Pvt. Ltd. | 1,490,625 | 2.07% | - | - | - | - | 2.07% |
| 13 | Fort Vitrade Private Limited | 1,470,000 | 2.04% | - | - | - | - | 2.04% |
| 14 | Arbhuj Construction Private Limited | 1,438,283 | 1.99% | - | - | - | - | 1.99% |
| 15 | Devender Kumar | 1,130,750 | 1.57% | - | - | - | - | 1.57% |
| 16 | Subhash Kr. Kedia | 1,121,055 | 1.55% | - | - | - | - | 1.55% |
| 17 | One Source Techmedia Ltd. | 1,024,537 | 1.42% | - | - | - | - | 1.42% |
| 18 | Nityanand Plaza Private Limited | 1,000,000 | 1.39% | - | - | - | - | 1.39% |
| 19 | Sumangalam Financial Advisory Pvt. Ltd. | 993,152 | 1.38% | - | - | - | - | 1.38% |
| 20 | Fairlink Housing Private Limited | 875,000 | 1.21% | - | - | - | - | 1.21% |
| 21 | Prfulla Das | 762,950 | 1.06% | - | - | - | - | 1.06% |
| | TOTAL | 38,959,690 | 54.00% | - | - | - | - | 54.00% |

(I)(c)(ii) Statement showing holding of securities (including shares, warrants, convertible securities) of persons (together with PAC) belonging to the category "Public" and holding more than 5% of the total number of shares of the company

| Sr. No. | Name(s) of the shareholder(s) and the Persons Acting in Concert (PAC) with them | Total Shares Held | | Details of Warrants | | Details of Convertible Securities | | Total shares (including underlying shares assuming full conversion of warrants and convertible securities) as a % of diluted share capital |
|---------|---|-------------------|-----------------------------------|-------------------------|---|---------------------------------------|---|--|
| | | Number of shares | As a % of Grand Total (A)+(B)+(C) | Number of Warrants held | As a % of Total No. of Warrants of the same Class | Number of Convertible Securities held | As a % of Total No. of Warrants of the same Class | |
| 1 | N.A. | - | 0.00% | - | - | - | - | 0.00% |
| | Total | - | 0.00% | - | - | - | - | 0.00% |



| | | | |
|----------------------|----------------------------------|--------------------|--|
| Name of the Company: | JMD TELEFILMS INDUSTRIES LIMITED | | |
| Scrip Code: 511092 | Quarter ended: | 31st December 2014 | |

| (I)(d) Statement showing details of locked-in shares | | | | |
|--|-------------------------|----------------------------|--|------------------------------------|
| Sr. No. | Name of the shareholder | Number of locked-in shares | Locked-in shares as a percentage of total number of shares {i.e., Grand Total (A)+(B)+(C) indicated in Statement at para (I)(a) above} | Promoter / Promoter Group / Public |
| 1 | N.A. | | 0.000% | |
| 2 | N.A. | | 0.000% | |
| TOTAL | | | 0.000% | |

| (II)(a) Statement showing details of Depository Receipts (DRs) | | | | |
|--|---|---------------------------|---|---|
| Sr. No. | Type of outstanding DR (ADRs, GDRs, SDRs, etc.) | Number of outstanding DRs | Number of shares underlying outstanding DRs | Shares underlying outstanding DRs as a percentage of total number of shares {i.e., Grand Total (A)+(B)+(C) indicated in Statement at para (I)(a) above} |
| 1 | | | | |
| 2 | | | | |
| TOTAL | | | | |

(II)(b) Statement showing Holding of Depository Receipts (DRs), where underlying shares are in excess of 1% of the total number of shares

| Sr. No. | Name of the DR Holder | Type of outstanding DR (ADRs, GDRs, SDRs, etc.) | Number of shares underlying outstanding DRs | Shares underlying outstanding DRs as a percentage of total number of shares {i.e., Grand Total (A)+(B)+(C) indicated in Statement at para (I)(a) above} |
|---------|-----------------------|---|---|---|
| 1 | | | | |
| 2 | | | | |
| TOTAL | | | | |

