


Introductory sub-table (I)(a)

Name of the Company:		JMC PROJECTS (INDIA) LIMITED	
Scrip Code, Name of the scrip, class of security:	BSE	522263; JMC PROJECTS (INDIA) LIMITED; EQUITY SHARES	
	NSE	JMCPROJECT; JMCPROJECTS (INDIA) LIMITED; EQUITY SHARES	
Quarter ended:		December 31, 2014	
Partly paid-up shares:-			
	No. of partly paid-up shares	As a % of total no. of partly paid-up shares	As a % of total no. of shares of the company
Held by promoter/promoter group		0	0
Held by public	Not Applicable	0	0
Total	0	0	0
Outstanding convertible securities:-			
	No. of outstanding securities	As a % of total no. of outstanding convertible securities	As a % of total no. of shares of the company, assuming full conversion of the convertible securities
Held by promoter/promoter group		0	0
Held by public	Not Applicable	0	0
Total	0	0	0
Warrants:-			
	No. of warrants	As a % of total no. of warrants	As a % of total no. of shares of the company, assuming full conversion of warrants
Held by promoter/promoter group		0	0
Held by public	Not Applicable	0	0
Total	0	0	0
Total paid-up capital of the company, assuming full conversion of warrants and convertible securities (Grand Total (A+B+C)+ D+E+F )	26118348		100.00%

For JMC Projects (India) Limited




Suresh Savaliya  
Company Secretary

Date: January 7, 2015  
Place: Mumbai



**Statement Showing Shareholding Pattern of JMC Projects (India) Ltd. as on December 31, 2014**

Category code	Category of Shareholder	Number of Shareholders	Table (I)(a)		Total shareholding as a percentage of total number of shares		Shares Pledged or otherwise encumbered	
			Total number of shares	Number of shares held in dematerialized form	As a percentage of (A+B) <sup>1</sup>	As a percentage of (A+B+C)	Number of shares	As a percentage
			(IV)	(V)	(VI)	(VII)	(VIII)	(IX)= (VIII)/(IV)*100
<b>(A)</b>	<b>Shareholding of Promoter and Promoter Group<sup>2</sup></b>							
<b>1</b>	<b>Indian</b>							
(a)	Individuals/ Hindu Undivided Family	0	0	0	0.00	0.00	0	0.00
(b)	Central Government/ State Government(s)	0	0	0	0.00	0.00		0.00
(c)	Bodies Corporate	1	17548908	17548908	67.19	67.19	0	0.00
(d)	Financial Institutions/ Banks	0	0	0	0.00	0.00		0.00
(e)	Any Others(Specify)	0	0	0	0.00	0.00		0.00
	<b>Sub Total(A)(1)</b>	<b>1</b>	<b>17548908</b>	<b>17548908</b>	<b>67.19</b>	<b>67.19</b>	<b>0</b>	<b>0.00</b>
<b>2</b>	<b>Foreign</b>							
(a)	Individuals (Non-Residents Individuals/ Foreign Individuals)	0	0	0	0.00	0.00		0.00
(b)	Bodies Corporate	0	0	0	0.00	0.00		0.00
(c)	Institutions	0	0	0	0.00	0.00		0.00
(d)	Qualified Foreign Investor	0	0	0	0.00	0.00		0.00
(e)	Any Others(Specify)	0	0	0	0.00	0.00		0.00
	<b>Sub Total(A)(2)</b>	<b>0</b>	<b>0</b>	<b>0</b>	<b>0.00</b>	<b>0.00</b>	<b>0</b>	<b>0.00</b>
	<b>Total Shareholding of Promoter and Promoter Group (A)= (A)(1)+(A)(2)</b>	<b>1</b>	<b>17548908</b>	<b>17548908</b>	<b>67.19</b>	<b>67.19</b>	<b>0</b>	<b>0.00</b>
<b>(B)</b>	<b>Public shareholding</b>							
<b>1</b>	<b>Institutions</b>							
(a)	Mutual Funds/ UTI	2	1074966	1074366	4.12	4.12		
(b)	Financial Institutions /Banks	0	0	0	0.00	0.00		
(c)	Central Government/ State Government(s)	0	0	0	0.00	0.00		
(d)	Venture Capital Funds	0	0	0	0.00	0.00		
(e)	Insurance Companies	0	0	0	0.00	0.00		
(f)	Foreign Institutional Investors	1	150846	150846	0.58	0.58		
(g)	Foreign Venture Capital Investors	0	0	0	0.00	0.00		
(h)	Foreign Portfolio Investor	5	1169027	1169027	4.48	4.48		
(i)	Any Other (specify)	0	0	0	0.00	0.00		
	<b>Sub-Total (B)(1)</b>	<b>8</b>	<b>2394839</b>	<b>2394239</b>	<b>9.18</b>	<b>9.18</b>	<b>0</b>	
<b>B 2</b>	<b>Non-institutions</b>							
(a)	Bodies Corporate	259	708826	706025	2.71	2.71	28522	4.02
(b)	Individuals				0.00	0.00		
I	Individuals -i. Individual shareholders holding nominal share capital up to Rs 1 lakh	9259	3086639	2967020	11.82	11.82	35918	1.16
II	ii. Individual shareholders holding nominal share capital in excess of Rs. 1 lakh.	44	1346630	1346630	5.16	5.16	10000	0.74
(c)	Qualified Foreign Investor	0	0	0	0.00	0.00		



**JMC Projects (India) Ltd.**  
(a Kalpataru Group Enterprise)

Regd. Off. : A-104, Shapath-4, Opp. Karnavati Club, S. G. Road, Ahmedabad 380 051  
Corp. Off. : 6th Floor, Kalpataru Synergy, Opp. Grand Hyatt, Santacruz (E), Mumbai 400 055  
Company CIN : L45200GJ1986PLC008717

BSE Code : 522263  
NSE Code : JMCPROJECT

(d)	Any Other (specify)				0.00	0.00		
(d-i)	NRI	178	785262	785212	3.01	3.01	0	0.00
(d-ii)	Trust	2	63653	63653	0.24	0.24		
(d-iii)	Clearing Members	142	183591	183591	0.70	0.70	20250	11.03
	<b>Sub-Total (B)(2)</b>	<b>9884</b>	<b>6174601</b>	<b>6052131</b>	<b>23.64</b>	<b>23.64</b>	<b>94690</b>	<b>1.53</b>
(B)	<b>Total Public Shareholding (B)= (B)(1)+(B)(2)</b>	<b>9892</b>	<b>8569440</b>	<b>8446370</b>	<b>32.81</b>	<b>32.81</b>	<b>94690</b>	<b>1.10</b>
	<b>TOTAL (A)+(B)</b>	<b>9893</b>	<b>26118348</b>	<b>25995278</b>	<b>100.00</b>	<b>100.00</b>	<b>94690</b>	<b>0.36</b>
(C)	<b>Shares held by Custodians and against which Depository Receipts have been issued</b>							
1	Promoter and Promoter Group	0	0	0		0.00		0.00
2	Public	0	0	0		0.00		0.00
	<b>Sub-Total (C)</b>	<b>0</b>	<b>0</b>	<b>0</b>		<b>0.00</b>	<b>0</b>	<b>0.00</b>
	<b>GRAND TOTAL (A)+(B)+(C)</b>	<b>9893</b>	<b>26118348</b>	<b>25995278</b>		<b>100.00</b>	<b>94690</b>	<b>0.36</b>

For JMC Projects (India) Limited




Suresh Savaliya  
Company Secretary

Date: January 7, 2015  
Place: Mumbai



Sr.No	Notes
1	The company has no outstanding GDR and ADR.
2	Total foreign shareholding in the company is 13,19,873 shares representing 5.06% as on 31st December 2014
3	
4	
5	
6	
7	
8	
9	

A handwritten signature in black ink, appearing to be a stylized name, located in the lower-left quadrant of the page.

JMC Projects (India) Ltd.  
(a Kalpataru Group Enterprise)

Regd. Off. : A-104, Shapath-4, Opp. Karnavati Club, S. G. Road, Ahmedabad 380 051 BSE Code : 522263  
Corp. Off. : 6th Floor, Kalpataru Synergy, Opp. Grand Hyatt, Santacruz (E), Mumbai 400042 BSE Code : JMCPROJECT  
Company CIN : L45200GJ1986PLC008717

BSE Code : 522263  
NSE Code : JMCPROJECT

(i)(b) Statement showing holding of securities (including shares, warrants, convertible securities) of persons belonging to the category "Promoter and Promoter Group"

Quarter ended December 31, 2014

Sr. No.	Name & PAN of the shareholder	Details of Shares held		Encumbered shares (*)			Details of warrants		Details of convertible		Total shares (including underlying shares assuming full conversion of warrants and convertible securities) as a % of diluted share capital
		Number of shares held	As a % of grand total (A) + (B) + (C)	No.	As a percentage	As a % of grand total (A)+(B)+(C) of sub-clause (I)(a)	Number of warrants held	As a % total number of warrants of the same class	Number of convertible securities held	As a % total number of convertible securities of the same class	
(I)	(II)	(III)	(IV)	(V)	(VI)=(V)/(III)*100	(VII)	(VIII)	(IX)	(X)	(XI)	(XII)
1	Kalpataru Power Transmission Limited	17548908	67.19	0	0	0	0	0	0	0	0
	<b>TOTAL</b>	<b>17548908</b>	<b>67.19</b>	<b>0</b>	<b>0</b>	<b>0</b>	<b>0</b>	<b>0</b>	<b>0</b>	<b>0</b>	<b>0</b>

(\*) The term "encumbrance" has the same meaning as assigned to it in regulation 28(3) of the SAST Regulations, 2011



(I)(c)(i) Statement showing holding of securities (including shares, warrants, convertible securities) of persons belonging to the category "Public" and holding more than 1% of the total number of shares

Quarter ended December 31, 2014

Sr. No.	Name of the shareholder	Number of shares held	Shares as a percentage of total number of shares (i.e., Grand Total (A)+(B)+(C) indicated in Statement at para (I)(a) above)	Details of warrants		Details of convertible securities		Total shares (including underlying shares assuming full conversion of warrants and convertible securities) as a % of diluted share capital
				Number of warrants held	As a % total number of warrants of the same class	Number of convertible securities held	% w.r.t total number of convertible securities of the same class	
1	HDFC TRUSTEE COMPANY LIMITED - HDFC INFRASTRUCTURE FUND	1074366	4.11	0	0	0	0	4.11
2	ACACIA PARTNERS, LP	513628	1.97	0	0	0	0	1.97
3	Dr Sanjeev Arora	371515	1.42	0	0	0	0	1.42
4	ACACIA INSTITUTIONAL PARTNERS, LP	365001	1.40	0	0	0	0	1.40
<b>TOTAL</b>		<b>2324510</b>	<b>8.90</b>	<b>0</b>	<b>0</b>	<b>0</b>	<b>0</b>	<b>8.90</b>

(I)(c)(ii) Statement showing holding of securities (including shares, warrants, convertible securities) of persons (together with PAC) belonging to the category "Public" and holding more than 5% of the total number of shares of the company

Quarter ended December 31, 2014

Sr. No.	Name(s) of the shareholder(s) and the Persons Acting in Concert (PAC) with them	Number of shares	Shares as a percentage of total number of shares (i.e., Grand Total (A)+(B)+(C) indicated in Statement at para (I)(a) above)	Details of warrants		Details of convertible securities		Total shares (including underlying shares assuming full conversion of warrants and convertible securities)
				Number of warrants	As a % total number of warrants of the same class	Number of convertible securities held	% w.r.t total number of convertible securities of the same class	
1			0.00		0		0	
2			0.00		0		0	
<b>TOTAL</b>			<b>0.00</b>	<b>0</b>	<b>0</b>	<b>0</b>	<b>0</b>	<b>0</b>

(I)(d) Statement showing details of locked-in shares

Quarter ended December 31, 2014

Sr. No.	Name of the shareholder	Number of locked-in shares	Locked-in shares as a percentage of total number of shares (i.e., Grand Total (A)+(B)+(C) indicated in Statement at para (I)(a) above)	Promoter/Promoter Group/Public
<b>TOTAL</b>				

(II)(a) Statement showing details of Depository Receipts (DRs)

Quarter ended December 31, 2014

Sr. No.	Type of outstanding DR (ADRs, GDRs, SDRs, etc.)	Number of outstanding DRs	Number of shares underlying outstanding DRs	Shares underlying outstanding DRs as a percentage of total number of shares (i.e., Grand Total (A)+(B)+(C) indicated in Statement at para (I)(a) above)
1				0.00
2				0.00
<b>TOTAL</b>		<b>0</b>	<b>0</b>	<b>0.00</b>

(II)(b) Statement showing holding of Depository Receipts (DRs), where underlying shares held by "promoter/promoter group" are in excess of 1% of the total number of shares

Quarter ended December 31, 2014

Sr. No.	Name of the DR Holder	Type of outstanding DR (ADRs, GDRs, SDRs, etc.)	Number of shares underlying outstanding DRs	Shares underlying outstanding DRs as a percentage of total number of shares (i.e., Grand Total (A)+(B)+(C) indicated in Statement at para (I)(a) above)
1				
2				
<b>TOTAL</b>			<b>0</b>	



*[Handwritten signature]*

(III)(a) Statement showing the voting pattern of shareholders, if more than one class of shares/securities is issued by the issuer							
Quarter ended December 31, 2014							
Class X							
Class Y							
Class Z							
Category code	Category of Shareholder	Number of Voting Rights held in each class of securities			Total Voting Rights (III+IV+V)	Total Voting rights i.e. (VI)	
		Class X	Class Y	Class Z		As a percentage of (A+B)	As a percentage of (A+B+C)
(I)	(II)	(III)	(IV)	(V)	(VI)	(VII)	(VIII)
<b>Not Applicable - There is only one class of equity shares of the Company</b>							

