

(I) (a) Statement Showing Shareholding Pattern

Name of the Company : J.J.EXPORTERS LIMITED

Scrip Code,Name of the scrip,class of security: 530049

/EQUITY

Quarter Ended

30-Jun-2014

Partly paid-up shares:-	No. of partly paid-up shares	As a % of total no. of partly paid-up shares	As a % of total no. of shares of the company
Held by promoter/promoter group	NA	NA	NA
Held by public	NA	NA	NA
Total	NA	NA	NA
Outstanding convertible securities:-	No. of outstanding securities	As a % of total no. of outstanding convertible securities	As a % of total no. of shares of the company, assuming full conversion of the convertible securities
Held by promoter/promoter group	NA	NA	NA
Held by public	NA	NA	NA
Total	NA	NA	NA
Warrants:-	No. of warrants	As a % of total no. of warrants	As a % of total no. of shares of the company, assuming full conversion of warrants
Held by promoter/promoter group			
Held by public			
Total	0	0	.000
Total paid-up capital of the company, assuming full conversion of warrants and convertible securities	9262250		




Name Of The Company : J.J.EXPORTERS LIMITED

Quarter Ended

30-Jun-2014


Category Code	Category of Shareholders	Number of shareholders	Total no of Shares	No of Shares held in Dematerialised form	Total shareholding as a percentage of total shares		Number of shares	As a percentage of (A+B+C)	As a percentage of (A+B)	Shares pledged or otherwise encumbered	As a percentage
					As a percentage of (A+B)	As a percentage of (A+B+C)					
A Shareholding of Promoter and Promoter Group2											
1 Indian											
a	Individuals/ Hindu Undivided Family	10	3187019	3187019	34.4088	34.4088	0	0	0	0	0
b	Central Government/ State Government(s)	0	0	0	0	0	0	0	0	0	0
c	Bodies Corporate	1	2411140	2411140	26.0319	26.0319	0	0	0	0	0
d	Financial Institutions/ Banks	0	0	0	0	0	0	0	0	0	0
e	Any Other (Specify)	3	1164704	1164704	12.5747	12.5747	0	0	0	0	0
i	Trust	0	0	0	0	0	0	0	0	0	0
ii	Society	0	0	0	0	0	0	0	0	0	0
iii	Educational Institutions	0	0	0	0	0	0	0	0	0	0
		Sub Total (A)(1) :									
		14	6762863	6762863	73.0154	73.0154	0	0	0	0	.0000
2 Foreign											
a	Individuals (Non Resident Indians / Foreign Individuals)	0	0	0	0	0	0	0	0	0	0
b	Bodies Corporate	0	0	0	0	0	0	0	0	0	0
c	Institutions	0	0	0	0	0	0	0	0	0	0
d	Any Other (Specify)	0	0	0	0	0	0	0	0	0	0
		Sub Total (A)(2) :									
		0	0	0	0	0	0	0	0	0	.0000
		Total Shareholding of Promoter and Promoter Group (A) = (A)(1) + (A)(2) :									
		14	6762863	6762863	73.0154	73.0154	0	0	0	0	.0000
B Public Shareholding3											
1 Institutions											
a	Mutual Funds/ UTI	0	0	0	0	0	0	0	0	0	0
b	Financial Institutions/ Banks	0	0	0	0	0	0	0	0	0	0
c	Central Government/ State Government(s)	0	0	0	0	0	0	0	0	0	0



Name Of The Company : J.J.EXPORTERS LIMITED

Quarter Ended 30-Jun-2014

Category Code	Category of Shareholders	Number of shareholders	Total no. of Shares	No. of Shares held in Dematerialised form	Total shareholding as a percentage of total shares	As a percentage of (A+B)	As a percentage of (A+B+C)	Number of Shares	Shares pledged or otherwise encumbered	As a percentage
B	Public Shareholding³									
1	Institutions									
d	Venture Capital Funds	0	0	0	0	0	0			
e	Insurance Companies	0	0	0	0	0	0			
f	Foreign Institutional Investors	0	0	0	0	0	0			
g	Foreign Venture Capital Investors	0	0	0	0	0	0			
h	Any Other (Specify)	0	0	0	0	0	0			
		0	0	0	0	.0000	.0000			
	Sub Total (B)(1) :									
2	Non-Institutions									
a	Bodies Corporate	109	486296	481821	5.2503	5.2503	5.2503			
b	Individuals									
i	Individual Shareholders Holding Nominal Share Capital Up to Rs. 1 Lakh.	4449	1206995	1030465	13.0313	13.0313	13.0313			
ii	Individual Shareholders Holding Nominal Share Capital in excess of Rs. 1 Lakh.	8	407689	407689	4.4016	4.4016	4.4016			
c	Any Other (Specify)									
i	Trust & Foundations	0	0	0	0	0	0			
ii	Cooperative Societies	0	0	0	0	0	0			
iii	Educational Institutions	0	0	0	0	0	0			
iv	Non Resident Individual	30	394657	380007	4.2609	4.2609	4.2609			
v	Foreign Companies	1	3750	0	.0405	.0405	.0405			
vi	OCB	0	0	0	0	0	0			
		4597	2499387	2299982	26.9846	26.9846	26.9846			
	Sub Total (B)(2) :									
		4597	2499387	2299982	26.9846	26.9846	26.9846			
	Total Public Shareholding (B) = (B)(1) + (B)(2) :									
		4611	9262250	9062845	100.0000	100.0000	100.0000			
C	Shares held by Custodians and against which Depository Receipts have been issued									
		0	0	0	0	0	0			
	GRAND TOTAL (A) + (B) + (C) :	4611	9262250	9062845	100.0000	100.0000	100.0000			



UNIT : J.A. EXPORTERS LIMITED

(1) (b) Statement showing shareholding of persons belonging to the category "Promoter and Promoter Group"

Sl No.	Name of the shareholder	Total shares held			Shares pledged or otherwise encumbered			Details of Warrants			Details of Convertible		Total shares(including underlying shares assuming full conversion of warrants and convertible securities) as a % of diluted share capital
		Number	As a % of grand total (A)+(B)+(C)	Number	As a percentage	As a % of grand total (A)+(B)+(C) of sub-clause (1)(a)	Number of Warrants	As a % of total number of warrants of the same class	Number of convertible securities held	As a % of total number of convertible securities of the same class			
1	NOBUP CARPETS PRIVATE LIMITED	2411140	26.0319	0	.0000	.0000	Nil	Nil	Nil	Nil	Nil	Nil	
2	S.N.JHUNJHUNWALA	1303675	14.0751	0	.0000	.0000	Nil	Nil	Nil	Nil	Nil	Nil	
3	AKHILESH JHUNJHUNWALA BENEFICIARY TRUST	762604	8.2335	0	.0000	.0000	Nil	Nil	Nil	Nil	Nil	Nil	
4	S.N. JHUNJHUNWALA	731240	7.8948	0	.0000	.0000	Nil	Nil	Nil	Nil	Nil	Nil	
5	RAVIJ JHUNJHUNWALA	563604	6.0850	0	.0000	.0000	Nil	Nil	Nil	Nil	Nil	Nil	
6	POOJA JHUNJHUNWALA BENEFICIARY TRUST	259600	2.8028	0	.0000	.0000	Nil	Nil	Nil	Nil	Nil	Nil	
7	RAVIJ JHUNJHUNWALA	222500	2.4022	0	.0000	.0000	Nil	Nil	Nil	Nil	Nil	Nil	
8	S.N. JHUNJHUNWALA	221000	2.3860	0	.0000	.0000	Nil	Nil	Nil	Nil	Nil	Nil	
9	MEGHA JHUNJHUNWALA TRUST	142500	1.5385	0	.0000	.0000	Nil	Nil	Nil	Nil	Nil	Nil	
10	MEGHA JHUNJHUNWALA	66000	.7126	0	.0000	.0000	Nil	Nil	Nil	Nil	Nil	Nil	
11	AKHILESH JHUNJHUNWALA	65000	.7018	0	.0000	.0000	Nil	Nil	Nil	Nil	Nil	Nil	
12	NEHA JALAN	12000	.1296	0	.0000	.0000	Nil	Nil	Nil	Nil	Nil	Nil	
13	KAVITA JHUNJHUNWALA	1000	.0108	0	.0000	.0000	Nil	Nil	Nil	Nil	Nil	Nil	
14	LAXMI JHUNJHUNWALA	1000	.0108	0	.0000	.0000	Nil	Nil	Nil	Nil	Nil	Nil	
	TOTAL	6762863	73.0153	0	.0000	.0000	Nil	Nil	Nil	Nil	Nil	Nil	




(1) (c) (i) Statement showing shareholding of persons belonging to the category "Public" and holding more than 1 % of the total number of shares.

Sl No.	Name of the shareholder	Number of Shares	Shares as a percentage of total number of shares {i.e., Grand Total (A)+(B)+(C) indicated in Statement at para (I)(a) above }	Details of Warrants		Details of Convertible Securities held	
				Number of Warrants	As a % of total number of warrants of the same class	Number of convertible securities held	As a % of total number of convertible securities of the same class
1	MENTOR CAPITAL LIMITED	310000	3.3469	Nil	Nil	Nil	Nil
2	DEVINA SARAFF	267671	2.8899	Nil	Nil	Nil	Nil
3	Girdharial Agrawal	223029	2.4079	Nil	Nil	Nil	Nil
4	PRERNA SARAFF	106250	1.1471	Nil	Nil	Nil	Nil
	TOTAL	906950	9.7919	Nil	Nil	Nil	Nil



(1) (c)(ii) Statement showing shareholding of securities (including shares, warrants, convertible securities) of persons (together with PAC) belonging to the category "Public" and holding more than 5% of the total number of shares of the company.

Sl No.	Name of the shareholder and the Persons Acting In Concert (PAC) with them	Number of Shares	Shares as a percentage of total number of shares (i.e., Grand Total (A)+(B)+(C) indicated in Statement at para (1)(a) above)	Details of Warrants		Details of Convertible Securities held		Total shares (including underlying shares assuming full conversion of warrants and convertible securities) as a % of diluted share capital
				Number of Warrants	As a % of total number of warrants of the	Number of convertible Securities held	% w.r.t total number of convertible securities of the same class	
TOTAL				Nil	Nil	Nil	Nil	Nil



(1) (d) Statement showing details of locked-in shares.

Srl No.	Name of the shareholder	Category	Number of Shares Locked-in	Locked-in Shares as a percentage of total number of shares (i.e., Grand Total (A)+(B)+(C) indicated in Statement at para (D)(a) Above }
1	Nil		Nil	Nil
TOTAL			Nil	Nil



(11) (a) Statement showing details of Depository Receipts (DRs)

Sr-I No.	Type of outstanding DR (ADRS, GDRS, SDRs, etc.)	Number of outstanding DRs	Number of shares underlying outstanding DRs	Shares underlying outstanding DRs as a percentage of total number of shares (i.e. Grand Total (A)+(B)+(C) indicated in statement at para (1)(a) above)
1		Nil	Nil	Nil
	TOTAL	Nil	Nil	Nil

(11) (b) Statement showing details of Depository Receipts (DRs) where underlying shares held by 'promoter/promoter group' are in excess of % of the total number of shares.

Sr-I No.	Name of the DR Holder	Type of outstanding DRs (ADRS, GDRS, SDRs etc.)	Number of shares underlying outstanding DRs	Shares underlying outstanding DRs as a percentage of total number of shares (i.e. Grand Total (A)+(B)+(C) indicated in statement at para (1)(a) above)
1		Nil	Nil	Nil
	TOTAL	Nil	Nil	Nil



(III) (a) Statement showing the voting pattern of shareholders, if more than one class of shares/securities is issued by the issuer:

Srl. No.	Category of shareholder	Number of Voting Rights held in each class of securities			Total Voting Rights (III+IV+V)	Total Voting rights i.e. (VI)	
		Class X	Class Y	Class Z		As a % of (A+B)	As a % of (A+B+C)
	NA	NA	NA	NA	NA	NA	NA

