



(I)(a) Shareholding Pattern under Clause 35

Name of the Company:		JBF INDUSTRIES LTD							
Scrip Code: 514034 JBFIND	Quarter ended:	31.12.2014							
	Category code	Category of shareholder	Number of shareholders	Total number of shares	Number of shares held in dematerialized form	Total shareholding as a percentage of total number of shares		Shares pledged or otherwise encumbered	
						As a percentage of (A+B)[1]	As a percentage of (A+B+C)	No of shares	As a percentage
(A)	Shareholding of Promoter and Promoter Group[2]								
-1									
(a)	Individuals/ Hindu Undivided Family	11	35326617	35326617	53.94	53.94	0.00	0.00	
(b)	Central Government/ State Government(s)	0	0	0	0.00	0.00	0.00	0.00	
(c)	Bodies Corporate	0	0	0	0.00	0.00	0.00	0.00	
(d)	Financial Institutions/ Banks	0	0	0	0.00	0.00	0.00	0.00	
(e)	Any Other (specify) P A C	0	0	0	0.00	0.00	0.00	0.00	
	<b>Sub-Total (A)(1)</b>	<b>11</b>	<b>35326617</b>	<b>35326617</b>	<b>53.94</b>	<b>53.94</b>	<b>0.00</b>	<b>0.00</b>	
-2	Foreign								
(a)	Individuals (Non-Resident Individuals/ Foreign Individuals)	0	0	0	0.00	0.00	0.00	0.00	
(b)	Bodies Corporate	0	0	0	0.00	0.00	0.00	0.00	
(c)	Institutions	0	0	0	0.00	0.00	0.00	0.00	
(d)	Any Other (specify)	0	0	0	0.00	0.00	0.00	0.00	
	<b>Sub-Total (A)(2)</b>	<b>0</b>	<b>0</b>	<b>0</b>	<b>0.00</b>	<b>0.00</b>	<b>0.00</b>	<b>0.00</b>	
	<b>Total Shareholding of Promoter and Promoter Group (A)=(A)(1)+(A)(2)</b>	<b>11</b>	<b>35326617</b>	<b>35326617</b>	<b>53.94</b>	<b>53.94</b>	<b>0.00</b>	<b>0.00</b>	
(B)	Public shareholding[3]								
-1	Institutions								
(a)	Mutual Funds/ UTI	6	13967	467	0.02	0.02	--	--	
(b)	Financial Institutions/ Banks	12	26428	25716	0.04	0.04	--	--	
(c)	Central Government/ State Government(s)	0	0	0	0.00	0.00	--	--	
(d)	Venture Capital Funds	0	0	0	0.00	0.00	--	--	
(e)	Insurance Companies	1	2972605	2972605	4.54	4.54	--	--	
(f)	Foreign Financial Institutions	0	0	0	0.00	0.00	--	--	
(g)	Foreign Institutional Investors	27	10584670	10584670	16.16	16.16	--	--	
(h)	Qualified Foreign Investors	0	0	0	0.00	0.00	--	--	
(h)	Any Other (specify)	0	0	0	0.00	0.00	--	--	
	<b>Sub-Total (B)(1)</b>	<b>46</b>	<b>13597670</b>	<b>13583458</b>	<b>20.76</b>	<b>20.76</b>	<b>--</b>	<b>--</b>	
-2	Non-institutions								
(a)	Bodies Corporate	589	5717918	5526946	8.73	8.73	--	--	
(b)	Individuals								
	i. Individual shareholders holding nominal share capital up to Rs. 1 lakh.	26834	5975228	5116941	9.12	9.12	--	--	
	ii. Individual shareholders holding nominal share capital in excess of Rs. 1 lakh.	55	3203047	3203047	4.89	4.89	--	--	
(c)	Qualified Foreign Investors	0.00	0.00	0.00	0.00	0.00	--	--	
(d)	Any Other								
	i N R I (Repat)	250	614621	612243	0.94	0.94	--	--	
	ii N R N (Non Repat)	103	263061	263061	0.40	0.40	--	--	
	iii Foreign Company	1	200	0.00	0.00	0.00	--	--	
	iv Foreign Portfolio Investor	2	153000	153000.00	0.23	0.23	--	--	
	v Clearing members	308	475400	475400	0.73	0.73	--	--	
	vi Directors / Relatives	15	170663	170263	0.26	0.26	--	--	
	vii Office Bearers	0	0	0	0.00	0.00	--	--	
	viii Trust	2	54	54	0.00	0.00	--	--	
	<b>Sub-Total (B)(2)</b>	<b>28159</b>	<b>16573192</b>	<b>15520955</b>	<b>25.30</b>	<b>25.30</b>	<b>--</b>	<b>--</b>	
	<b>Total Public Shareholding (B)=(B)(1)+(B)(2)</b>	<b>28205</b>	<b>30170862</b>	<b>29104413</b>	<b>46.06</b>	<b>46.06</b>	<b>NA</b>	<b>NA</b>	
	<b>TOTAL (A)+(B)</b>	<b>28216</b>	<b>65497479</b>	<b>64431030</b>	<b>100.00</b>	<b>100.00</b>	<b>0.00</b>	<b>0.00</b>	
(C)	Shares held by Custodians and against which Depository Receipts have been issued								
	1. Promoters	-	-	-	-	-	-	-	
	2.Public	-	-	-	-	-	-	-	
	<b>Sub-Total (C)</b>	<b>-</b>	<b>-</b>	<b>-</b>	<b>-</b>	<b>-</b>	<b>-</b>	<b>-</b>	
	<b>GRAND TOTAL (A)+(B)+(C)</b>	<b>28216</b>	<b>65497479</b>	<b>64431030</b>	<b>100.00</b>	<b>100.00</b>	<b>0.00</b>	<b>0.00</b>	




## Annexure 1

<b>I (a) Statement showing Shareholding Pattern</b>			
<b>Name of the Company : JBF INDUSTRIES LTD</b>			
<b>Scrip Code : 514034 &amp; JBFIND</b>		<b>Class of Security : Equity</b>	
<b>BSE &amp; NSE</b>			
<b>Quarter ended : 31.12.2014</b>			
<b>Partly Paid-up shares</b>	<b>No. of Partly Paid-up shares</b>	<b>As a % of total no. of partly paid-up shares</b>	<b>As a % of total no. of shares of the Company</b>
Held by promoter / promoter group	0	0	0
Held by public	0	0	0
<b>Total</b>	<b>0</b>	<b>0</b>	<b>0</b>
<b>Outstanding convertible securities</b>	<b>No. of outstanding securities</b>	<b>As a % of total no. of outstanding convertible securities</b>	<b>As a % of total no. of shares of the Company, assuming full conversion of the convertible securities</b>
Held by promoter / promoter group	0	0	0
Held by public	0	0	0
<b>Total</b>	<b>0</b>	<b>0</b>	<b>0</b>
<b>Warrants</b>	<b>No. of warrants</b>	<b>As a % of total no. of warrants</b>	<b>As a % of total no. of shares of the Company, assuming full conversion of warrants</b>
Held by promoter / promoter group	0	0	0
Held by public	0	0	0
<b>Total</b>	<b>0</b>	<b>0</b>	<b>0</b>
<b>Total paid-up capital of the company, assuming full conversion of warrants and convertible securities</b>	<b>N. A</b>		



**(I)(b) Statement showing holding of securities (including shares, warrants, convertible securities) of persons belonging to the category "Promoter and Promoter"**

Sr. No.	Name of the shareholder	Details of Shares held		Encumbered shares			Details of warrants		Details of convertible securities		Total shares (including underlying shares assuming full conversion of warrants and convertible securities) as a % of diluted share capital
		Number of shares held	As a % of grand total (A)+(B)+(C)	No.	As a percentage	As a % of grand total (A)+(B)+(C) of sub-clause (I)(a)	Number of warrants held	As a % total number of warrants of the same class	Number of convertible securities held	As a % total number of convertible securities of the same class	
(I)	(II)	(III)	(IV)	(V)	(VI)	(VII)	(VIII)	(IX)	(X)	(XI)	(XII)
1	BHAGIRATH ARYA AADPA1498F	27731175	42.34	0	0.00	0.00	0	0.00	0	0.00	42.34
2	CHINAR ARYA MITTAL AACPA3169L	1800000	2.75	0	0.00	0.00	0	0.00	0	0.00	2.75
3	VAIDIC RESOURCES PRIVATE LIMITED AACCV2093D	3906304	5.96	0	0.00	0.00	0	0.00	0	0.00	5.96
4	CHEERAG BHAGIRATH ARYA ADPPA2396B	1875060	2.86	0	0.00	0.00	0	0.00	0	0.00	2.86
5	VEENA B ARYA AAIPA3674Q	14078	0.02	0	0.00	0.00	0	0.00	0	0.00	0.02
<b>TOTAL</b>		<b>35326617</b>	<b>53.94</b>	<b>0</b>	<b>0.00</b>	<b>0.00</b>	<b>0</b>	<b>0.00</b>	<b>0</b>	<b>0.00</b>	<b>53.94</b>



(I)(c)(i) Statement showing holding of securities (including shares, warrants, convertible securities) of persons belonging to the category "Public" and holding more than 1% of the total number of shares

Sr. No.	Name of the shareholder	Number of shares held	Shares as a percentage of total number of shares (i.e., Grand Total (A)+(B)+(C) indicated in Statement at para (I)(a)	Details of warrants		Details of convertible		Total shares (including underlying shares assuming full conversion of warrants and convertible securities) as a % of diluted share capital
				Number of warrants held	As a % total number of warrants of the same class	Number of convertible securities held	% w.r.t total number of convertible securities of the same class	
1	CRESTA FUND LTD	3900000	5.95	0	0.00	0	0.00	5.95
2	COPTHALL MAURITIUS INVESTMENT LIMITED	3000000	4.58	0	0.00	0	0.00	4.58
3	LIFE INSURANCE CORPORATON OF INDIA	2972605	4.54	0	0.00	0	0.00	4.54
4	SUNIDHI CAPITAL PVT LTD	1682904	2.57	0	0.00	0	0.00	2.57
5	NATIONAL WESTMINISTER BANK PLC AS TRUSTEE OF THE JUPITER INDIA FUND	1596574	2.44	0	0.00	0	0.00	2.44
6	AADI FINANCIAL ADVISORS LLP	981562	1.50	0	0.00	0	0.00	1.50
7	VALLABH ROOPCHAND BHANSALI	871400	1.33	0	0.00	0	0.00	1.33
8	LATA BHANSALI	673232	1.03	0	0.00	0	0.00	1.03
<b>TOTAL</b>		<b>15678277</b>	<b>23.94</b>	<b>0</b>	<b>0.00</b>	<b>0</b>	<b>0.00</b>	<b>23.94</b>



<b>(I)(c)(ii) Statement showing holding of securities (including shares, warrants, convertible securities) of persons (together with PAC) belonging to the category "Public" and holding more than 5% of the total number of shares of the company</b>									
<b>Sr. No.</b>	<b>Name(s) of the shareholder(s) and the Persons Acting in Concert (PAC) with them</b>	<b>Number of shares</b>	<b>Shares as a percentage of total number of shares {i.e., Grand Total (A)+(B)+(C) indicated in Statement at para (I)(a) above}</b>	<b>Details of warrants</b>	<b>As a % total number of warrants of the same class</b>	<b>Details of convertible securities</b>	<b>Number of convertible securities held</b>	<b>% w.r.t total number of convertible securities of the same class</b>	<b>Total shares (including underlying shares assuming full conversion of warrants and convertible securities) as a % of diluted share capital</b>
1	CRESTA FUND LTD	3900000	5.95						5.95
<b>TOTAL</b>		3900000	5.95	0	0.00	0	0.00	0.00	5.95



(I)(d) Statement showing details of locked-in shares

Sr. No.	Name of the shareholder	Number of locked-in shares	Locked-in shares as a percentage of total number of shares {i.e., Grand Total (A)+(B)+(C) indicated in Statement at para (I)(a) above}
1	0	0	0.00
2	0	0	0.00



## (II)(a) Statement showing details of Depository Receipts (DRs)

Sr. No.	Type of outstanding DR (ADRs, GDRs, SDRs, etc.)	Number of outstanding DRs	Number of shares underlying outstanding DRs	Shares underlying outstanding DRs as a percentage of total number of shares {i.e., Grand Total (A)+(B)+(C) indicated in Statement at para (I)(a) above}
1		0	0	0
<b>TOTAL</b>		0	0	0



(II)(b) Statement showing Holding of Depository Receipts (DRs), where underlying shares are in excess of 1% of the total number of shares

Sr. No.	Name of the DR Holder	Type of outstanding DR (ADRs, GDRs, SDRs, etc.)	Number of shares underlying outstanding DRs	Shares underlying outstanding DRs as a percentage of total number of shares {i.e., Grand Total (A)+(B)+(C) indicated in Statement at para (I)(a) above}
1		0	0	0
<b>TOTAL</b>		<b>0</b>	<b>0</b>	<b>0</b>

