



(1)(a) STATEMENT SHOWING SHAREHOLDING PATTERN IN CLAUSE-35


NAME OF THE COMPANY: J KUMAR INFRAPROJECTS LIMITED		Name of the Scrip:	
SCRIP CODE:	532940		
Class of Security:			
QUARTER ENDED:	30/09/2014		
Partly paid-up shares		As a % of total no. of partly paid-up shares	As a % of total no. of shares of the Company.
Held by promoter/promoter group	0	0	0
Held by Public	0	0	0
<b>Total:</b>	<b>0</b>	<b>0</b>	<b>0</b>
Outstanding convertible securities:		As a % of total no. of outstanding convertible securities.	As a % of total no. of shares of the Company assuming full conversion of the convertible securities
Held by promoter/promoter group	0	0	0
Held by Public	0	0	0
<b>Total:</b>	<b>0</b>	<b>0</b>	<b>0</b>
Warrants:		As a % of total no. of warrants	As a % of total no. of shares of the Company, assuming full conversion of warrants
Held by promoter/promoter group	0	0	0
Held by Public	0	0	0
<b>Total:</b>	<b>0</b>	<b>0</b>	<b>0</b>
<b>Total paid-up capital of the Company, assuming full conversion of warrants and convertible securities</b>	<b>32226205</b>	<b>0</b>	<b>100.00</b>



CATEGORY CODE	CATEGORY OF SHAREHOLDER	NO OF SHAREHOLDERS	TOTAL NUMBER OF SHARES	NO OF SHARES HELD IN DEMATERIALIZED FORM	TOTAL SHAREHOLDING AS A % OF TOTAL NO OF SHARES			SHARES PLEDGE OR OTHERWISE ENCUMBERED	
					(IV)	(V)	(VI)	(VII)	(VIII)
(i)	(ii)								
(A)	PROMOTER AND PROMOTER GROUP								
(1)	INDIAN								
(a)	Individual /HUF	6	11653455	11653455	36.16	36.16	4000000	34.32	
(b)	Central Government/State Government(s)	0	0	0	0.00	0.00	0	0.00	
(c)	Bodies Corporate	2	4794322	4794322	14.88	14.88	0	0.00	
(d)	Financial Institutions / Banks	0	0	0	0.00	0.00	0	0.00	
(e)	Others	1	110	110	0.00	0.00	0	0.00	
	<b>Sub-Total A(1) :</b>	<b>9</b>	<b>16447887</b>	<b>16447887</b>	<b>51.04</b>	<b>51.04</b>	<b>4000000</b>	<b>24.32</b>	
(2)	FOREIGN								
(a)	Individuals (NRIs/Foreign Individuals)	0	0	0	0.00	0.00	0	0.00	
(b)	Bodies Corporate	0	0	0	0.00	0.00	0	0.00	
(c)	Institutions	0	0	0	0.00	0.00	0	0.00	
(d)	Qualified Foreign Investor	0	0	0	0.00	0.00	0	0.00	
(e)	Others	0	0	0	0.00	0.00	0	0.00	
	<b>Sub-Total A(2) :</b>	<b>0</b>	<b>0</b>	<b>0</b>	<b>0.00</b>	<b>0.00</b>	<b>0</b>	<b>0.00</b>	
	<b>Total A=A(1)+A(2)</b>	<b>9</b>	<b>16447887</b>	<b>16447887</b>	<b>51.04</b>	<b>51.04</b>	<b>4000000</b>	<b>24.32</b>	
(B)	PUBLIC SHAREHOLDING								
(1)	INSTITUTIONS								
(a)	Mutual Funds /UTI	23	3336462	3336462	10.35	10.35			
(b)	Financial Institutions /Banks	1	560	560	0.00	0.00			
(c)	Central Government / State Government(s)	0	0	0	0.00	0.00			
(d)	Venture Capital Funds	0	0	0	0.00	0.00			
(e)	Insurance Companies	0	0	0	0.00	0.00			
(f)	Foreign Institutional Investors	16	5768413	5768413	17.90	17.90			
(g)	Foreign Venture Capital Investors	0	0	0	0.00	0.00			
(h)	Qualified Foreign Investor	0	0	0	0.00	0.00			
(i)	Others	0	0	0	0.00	0.00			
	<b>Sub-Total B(1) :</b>	<b>40</b>	<b>9105435</b>	<b>9105435</b>	<b>28.25</b>	<b>28.25</b>			




CATEGORY CODE	CATEGORY OF SHAREHOLDER (II)	NO OF SHAREHOLDERS (III)	TOTAL NUMBER OF SHARES (IV)	NO OF SHARES HELD IN DEMATERIALIZED FORM (V)	TOTAL SHAREHOLDING AS A % OF TOTAL NO OF SHARES			SHARES PLEDGE OR OTHERWISE ENCUMBERED
					AS a PERCENTAGE of (A+B) (VI)	As a PERCENTAGE of (A+B+C) (VII)	NUMBER OF SHARES (VIII)	
(2)	NON-INSTITUTIONS							
(a)	Bodies Corporate	266	4438645	4438645	13.77	13.77		
(b)	Individuals							
	(i) Individuals holding nominal share capital upto Rs.1 lakh	5601	1220450	1220446	3.79	3.79		
	(ii) Individuals holding nominal share capital in excess of Rs.1 lakh							
(c)	Qualified Foreign Investor	22	959174	910674	2.98	2.98		
(d)	Others	0	0	0	0.00	0.00		
	TRUSTS	0	0	0	0.00	0.00		
	NON RESIDENT INDIANS	107	47716	47716	0.15	0.15		
	CLEARING MEMBERS	28	6898	6898	0.02	0.02		
	Sub-Total B(2) :	6024	6672883	6624379	20.71	20.71		
	Total B=B(1)+B(2) :	6064	15778318	15729814	48.96	48.96		
	Total (A+B) :	6073	32226205	32177701	100.00	100.00		
(C)	Shares held by custodians, against which Depository Receipts have been issued							
(1)	Promoter and Promoter Group							
(2)	Public	0	0	0	0.00	0.00		
	<b>GRAND TOTAL (A+B+C) :</b>	<b>6073</b>	<b>32226205</b>	<b>32177701</b>		<b>100.00</b>	<b>4000000</b>	<b>12.41</b>



(I)(b) Statement showing holding of securities (including shares, warrants, convertible securities) of persons belonging to the category "Promoter and Promoter Group"												
Sr. No	Name of the Shareholder	Details of Shares held			Encumbered Shares (*)			Details of Warrants		Details of convertible securities		Total Shares (including underlying shares assuming full conversion of warrants and convertible securities) as a % of diluted share capital
		No. of Shares held (III)	As a % of grand total (A)+(B)+(C) (IV)	Pledge Shares (V)	AS a percentage (VI)=(V)/(III)*100 (VII)	AS a % of grand total (A)+(B)+(C) of sub-clause (I)(a) (VIII)	Number of warrants held (IX)	As a % total number of warrants of the same class (X)	Number of convertible securities held (XI)	As a % total number of convertible securities of the same class (XII)		
1	JAGDISHKUMAR MADANLAL GUPTA	5391525	15.73	2000000	37.10	6.21	0	0.00	0	0.00	0.00	0.00
2	J KUMAR SOFTWARE SYSTEMS PRIVATE LIMITED	3295977	10.23	0	0.00	0.00	0	0.00	0	0.00	0.00	0.00
3	KUSUM JAGDISH GUPTA	1424510	4.42	0	0.00	0.00	0	0.00	0	0.00	0.00	0.00
4	KAMAL JAGDISH GUPTA	1422500	4.41	1000000	70.30	3.10	0	0.00	0	0.00	0.00	0.00
5	NALIN JAGDISH GUPTA	1407000	4.37	1000000	71.07	3.10	0	0.00	0	0.00	0.00	0.00
6	SHALINI NALIN GUPTA	1035910	3.21	0	0.00	0.00	0	0.00	0	0.00	0.00	0.00
7	J KUMAR MINERALS AND MINES INDIA PRIVATE LTD	1498345	4.65	0	0.00	0.00	0	0.00	0	0.00	0.00	0.00
8	SONAL KAMAL GUPTA	972010	3.02	0	0.00	0.00	0	0.00	0	0.00	0.00	0.00
9	GOVIND DABRIWAL	110	0.00	0	0.00	0.00	0	0.00	0	0.00	0.00	0.00
	TOTAL :	16447887	51.04	4000000	24.32	12.41	0	0.00	0	0.00	0.00	0.00



Statement showing holding of securities (including shares, warrants, convertible securities) of persons belonging to the category "Public" and holding more than 1% of the total number of shares									
Sr. No.	Name of the shareholder	Number of shares held	Shares as a percentage of total number of shares (i.e., Grant total (A)-(B)+(C) Indicated in Statement at para (i)(a) above)	Details of warrants		Details of convertible securities		Total shares (including underlying shares assuming full conversion of warrants and convertible securities) as a % of diluted share capital)	
				Number of warrants held	As a % total number of warrants of the same class	Number of convertible securities held	% w.r.t total number of convertible securities of the same class		
1	SMALLCAP WORLD FUND, INC	1780000	5.52	0	0.00	0	0.00	0.00	
2	AMERICAN FUNDS INSURANCE SERIES GLOBAL SMALL CAPITALIZATION FUN	1300000	4.03	0	0.00	0	0.00	0.00	
3	IGMO EMERGING DOMESTIC OPPORTUNITIES FUND	981648	3.05	0	0.00	0	0.00	0.00	
4	BAJAJ ALLIANZ LIFE INSURANCE COMPANY LTD.	942544	2.92	0	0.00	0	0.00	0.00	
5	BIRLA SUN LIFE TRUSTEE COMPANY PRIVATE LIMITED A/C 'BIRLA SUN LIFE	535742	1.66	0	0.00	0	0.00	0.00	
6	TATA AIA LIFE INSURANCE CO LTD-WHOLE LIFE MID CAP/EQUITY FUND-UJIF	535000	1.66	0	0.00	0	0.00	0.00	
7	MANAYA TRADERS PRIVATE LIMITED	528178	1.64	0	0.00	0	0.00	0.00	
8	GOLDMAN SACHS INDIA FUND LIMITED	526724	1.63	0	0.00	0	0.00	0.00	
9	DSP BLACKROCK INDIA T.I.G.E.R. FUND	518119	1.61	0	0.00	0	0.00	0.00	
10	IL AND FS SECURITIES SERVICES LIMITED	501500	1.56	0	0.00	0	0.00	0.00	
11	KUWAIT INVESTMENT AUTHORITY FUND 223	460201	1.43	0	0.00	0	0.00	0.00	
12	BIRLA SUN LIFE TRUSTEE COMPANY PRIVATE LIMITED A/C 'INDIA EXCEL (OFF	401698	1.25	0	0.00	0	0.00	0.00	
13	BIRLA SUN LIFE TRUSTEE COMPANY PRIVATE LIMITED A/C 'INDIA ADVANTA	357698	1.11	0	0.00	0	0.00	0.00	
	<b>TOTAL :</b>	<b>9569052</b>	<b>29.07</b>	<b>0</b>	<b>0.00</b>	<b>0</b>	<b>0.00</b>	<b>0.00</b>	



(I)(c)(ii) Statement showing holding of securities (including shares, warrants, convertible securities) of persons (together with PAC) belonging to the category "Public" and holding more than 5% of the total number of shares of the company						
Sr.No.	Name(s) of the shareholder(s) and the Persons Acting in Concert (PAC) with shares held	Number of shares held	Shares as a percentage of total number of shares (i.e., Grant total (A)+(B)+(C) indicated in Statement at para (I)(a) above)	Details of warrants		Total shares (including underlying shares assuming full conversion of warrants and convertible securities) as a % of diluted share capital
				Number of warrants held	As a % total number of warrants of the same class	
1	SMALLCAP WORLD FUND, INC	1780000	5.52	0	0.00	0.00
<b>TOTAL :</b>				0	0.00	0.00




STATEMENT SHOWING DETAILS OF LOCKED-IN SHARES"				
(I)(d)				
SLNO	NAME OF THE SHAREHOLDER	CAT. CODE	NO OF SHARES	PERCENTAGE
1			0	0.00
2			0	0.00
	<b>TOTAL :</b>		<b>0</b>	<b>0.00</b>



STATEMENT SHOWING DETAILS OF DEPOSITORY RECEIPTS (DRS)			
(II)(a)			
Sr.No.	Type of outstanding DR (ADRs,GDRs,SDRs,etc.)	Number of outstanding DRS	Number of shares underlying outstanding DRS
		0	0
	TOTAL :		
		0	0

Shares underlying outstanding DRS as a percentage of total number of shares {i.e., Grand Total (A)+(B)+(C) indicated in Statement at Para(I)(a) above}





Statement showing Holding of Depository Receipts (DRs), where underlying shares held by "Promoter/Promoter group" are in excess of 1% of the total number shares.				
(ii)(b)	Name of the DR Holder	Type of outstanding DR (ADRs, GDRs, SDRs, etc.)	Number of shares underlying outstanding DRs	Shares underlying outstanding DRs as a percentage of total number of shares {i.e., Grand Total (A)+(B)+(C) indicated in Statement at para(I)(a) above}
Sr.No.				
TOTAL :			0	0

