

(1)(a) STATEMENT SHOWING SHAREHOLDING PATTERN IN CLAUSE-35

NAME OF THE COMPANY: KUMAR INFRAPROJECTS LIMITED		Name of the Scrip:	
SCRIP CODE:	532940		
Class of Security:			
QUARTER ENDED:	31/03/2015		
		As a % of total no. of partly paid-up shares	As a % of total no. of shares of the Company.
Partly paid-up shares			
Held by promoter/promoter group	0	0	0
Held by Public	0	0	0
Total:	0	0	0
		As a % of total no. of outstanding convertible securities.	As a % of total no. of shares of the Company assuming full conversion of the convertible securities
Outstanding convertible securities:			
Held by promoter/promoter group	0	0	0
Held by Public	0	0	0
Total:	0	0	0
		As a % of total no. of warrants	As a % of total no. of shares of the Company, assuming full conversion of warrants
Warrants:			
Held by promoter/promoter group	0	0	0
Held by Public	0	0	0
Total:	0	0	0
Total paid-up capital of the Company, assuming full conversion of warrants and convertible securities	32226205	0	100.00




CATEGORY CODE	CATEGORY OF SHAREHOLDER (II)	NO OF SHAREHOLDERS (III)	TOTAL NUMBER OF SHARES (IV)	NO OF SHARES HELD IN DEMATERIALIZED FORM (V)	TOTAL SHAREHOLDING AS A % OF TOTAL NO OF SHARES		SHARES PLEDGE OR OTHERWISE ENCUMBERED
					AS a PERCENTAGE of (A+B) (VI)	As a PERCENTAGE of (A+B+C) (VII)	
(A)	PROMOTER AND PROMOTER GROUP						
(1)	INDIAN						
(a)	Individual /HUF	6	11653455	11653455	36.16	36.16	4000000
(b)	Central Government/State Government(s)	0	0	0	0.00	0.00	0
(c)	Bodies Corporate	2	4794322	4794322	14.88	14.88	0
(d)	Financial Institutions / Banks	0	0	0	0.00	0.00	0
(e)	Others	0	0	0	0.00	0.00	0
	Sub-Total A(1) :	8	16447777	16447777	51.04	51.04	4000000
(2)	FOREIGN						
(a)	Individuals (NRIs/Foreign Individuals)	0	0	0	0.00	0.00	0
(b)	Bodies Corporate	0	0	0	0.00	0.00	0
(c)	Institutions	0	0	0	0.00	0.00	0
(d)	Qualified Foreign Investor	0	0	0	0.00	0.00	0
(e)	Others	0	0	0	0.00	0.00	0
	Sub-Total A(2) :	0	0	0	0.00	0.00	0
	Total A=A(1)+A(2)	8	16447777	16447777	51.04	51.04	4000000
(B)	PUBLIC SHAREHOLDING						
(1)	INSTITUTIONS						
(a)	Mutual Funds /UTI	23	3301935	3301935	10.25	10.25	
(b)	Financial Institutions /Banks	2	9400	9400	0.03	0.03	
(c)	Central Government / State Government(s)	0	0	0	0.00	0.00	
(d)	Venture Capital Funds	0	0	0	0.00	0.00	
(e)	Insurance Companies	2	13483	13483	0.04	0.04	
(f)	Foreign Institutional Investors	27	6757179	6757179	20.97	20.97	
(g)	Foreign Venture Capital Investors	0	0	0	0.00	0.00	
(h)	Qualified Foreign Investor	0	0	0	0.00	0.00	
(i)	Others	0	0	0	0.00	0.00	
	Total B=B(1)+B(2)	52	11083292	11083292	33.79	33.79	24.32




CATEGORY CODE	CATEGORY OF SHAREHOLDER	NO OF SHAREHOLDERS	TOTAL NUMBER OF SHARES	NO OF SHARES HELD IN DEMATERIALIZED FORM	TOTAL SHAREHOLDING AS A % OF TOTAL NO OF SHARES		SHARES PLEDGE OR OTHERWISE ENCUMBERED
					AS a PERCENTAGE of (A+B) (VI)	AS a PERCENTAGE of (A+B+C) (VII)	
(I)	(II)	(III)	(IV)	(V)	(VI)	(VII)	(VIII)
	Sub-Total B(1) :	54	10081997	10081997	31.29	31.29	
(2)	NON-INSTITUTIONS						
(a)	Bodies Corporate	227	4135391	4135391	12.83	12.83	
(b)	Individuals						
	(i) Individuals holding nominal share capital upto Rs.1 lakh	5458	1075321	1075317	3.34	3.34	
	(ii) Individuals holding nominal share capital in excess of Rs.1 lakh	13	419243	419243	1.30	1.30	
(c)	Others						
	CLEARING MEMBERS	34	10888	10888	0.03	0.03	
	NON RESIDENT INDIANS	132	55588	55588	0.17	0.17	
(d)	Qualified Foreign Investor	0	0	0	0.00	0.00	
	Sub-Total B(2) :	5864	5696431	5696427	17.68	17.68	
	Total B=B(1)+B(2) :	5918	15778428	15778424	48.96	48.96	
	Total (A+B) :	5926	32226205	32226201	100.00	100.00	
(C)	Shares held by custodians, against which Depository Receipts have been issued						
(1)	Promoter and Promoter Group						
(2)	Public	0	0	0	0.00	0.00	
	GRAND TOTAL (A+B+C) :	5926	32226205	32226201	100.00	100.00	4000000
							12.41



Statement showing holding of securities (including shares, warrants, convertible securities) of persons belonging to the category "Promoter and Promoter Group"												
Sr.No	Name of the Shareholder	Details of Shares held			Encumbered shares (*)			Details of Warrants		Details of convertible securities		Total Shares (including underlying shares assuming full conversion of warrants and convertible securities) as a % of diluted share capital
		No. of Shares held (iii)	As a % of grand total (A)+(B)+(C) (iv)	Pledge Shares (v)	AS a percentage (vi)=(v)/(iii)*100 (vi)	AS a % of grand total (A) + (B) + (C) of sub-clause (i)(a) (vii)	Number of warrants held (viii)	As a % total number of warrants of the same class (ix)	Number of convertible securities held (x)	As a % total number of convertible securities of the same class (xi)		
(i)	(ii)	(iii)	(iv)	(v)	(vi)	(vii)	(viii)	(ix)	(x)	(xi)	(xii)	
1	JAGDISHKUMAR MADANLAL GUPTA	5391525	16.73	2000000	37.10	6.21	0	0.00	0	0.00	16.73	
2	J KUMAR SOFTWARE SYSTEMS I PRIVATE LIMITED	3295977	10.23	0	0.00	0.00	0	0.00	0	0.00	10.23	
3	J KUMAR MINERALS & MINES INDIA PRIVATE LIMITED	1498345	4.65	0	0.00	0.00	0	0.00	0	0.00	4.65	
4	KUSUM JAGDISH GUPTA	1424510	4.42	0	0.00	0.00	0	0.00	0	0.00	4.42	
5	KANAL JAGDISH GUPTA	1422500	4.41	1000000	70.30	3.10	0	0.00	0	0.00	4.41	
6	NALIN JAGDISH GUPTA	1407000	4.37	1000000	71.07	3.10	0	0.00	0	0.00	4.37	
7	SHALINI NALIN GUPTA	1035910	3.21	0	0.00	0.00	0	0.00	0	0.00	3.21	
8	SONAL KANAL GUPTA	972010	3.02	0	0.00	0.00	0	0.00	0	0.00	3.02	
	TOTAL :	16447777	51.04	4000000	24.32	12.41	0	0.00	0	0.00	51.04	



Sr. No.	Name of the shareholder	Number of shares held	Shares as a percentage of total number of shares (i.e., Grant total (A)-(B)+(C) indicated in Statement at para (i)(a) above)	Details of warrants		Details of convertible securities		Total shares (including underlying shares assuming full conversion of warrants and convertible securities) as a % of diluted share capital)
				Details of warrants		Details of convertible securities		
				Number of warrants held	As a % total number of warrants of the same class	Number of convertible securities held	% w.r.t total number of convertible securities of the same class	
1	SMALLCAP WORLD FUND, INC.	1780000	5.52	0	0.00	0	0.00	5.52
2	AMERICAN FUNDS INSURANCE SERIES GLOBAL SMALL CAPITALIZATION FUND	1300000	4.03	0	0.00	0	0.00	4.03
3	IGMO EMERGING DOMESTIC OPPORTUNITIES FUND	1155548	3.59	0	0.00	0	0.00	3.59
4	GOLDMAN SACHS INDIA FUND LIMITED	953290	2.96	0	0.00	0	0.00	2.96
5	BAIJAJ ALLIANZ LIFE INSURANCE COMPANY LTD.	927544	2.88	0	0.00	0	0.00	2.88
6	JOSP BLACKROCK INDIA T.I.G.E.R. FUND	632797	1.96	0	0.00	0	0.00	1.96
7	TATA AIA LIFE INSURANCE CO LTD-WHOLE LIFE MID CAPEQUITY FUND-LULIF	535000	1.66	0	0.00	0	0.00	1.66
8	MANAYA TRADERS PRIVATE LIMITED	528178	1.64	0	0.00	0	0.00	1.64
9	MAX LIFE INSURANCE COMPANY LIMITED A/C - ULIF01108/02/07LIFEGROW	439270	1.36	0	0.00	0	0.00	1.36
10	MAX LIFE INSURANCE COMPANY LIMITED A/C - ULIF00125/06/04LIFEGROW	430783	1.34	0	0.00	0	0.00	1.34
11	BIRLA SUN LIFE TRUSTEE COMPANY PRIVATE LIMITED A/CBIRLA SUN LIFE MI	390900	1.21	0	0.00	0	0.00	1.21
12	IGMO EMERGING MARKETS FUND	358712	1.11	0	0.00	0	0.00	1.11
13	BIRLA SUN LIFE TRUSTEE COMPANY PRIVATE LIMITED A/CINDIA EXCEL (OFFS	330248	1.02	0	0.00	0	0.00	1.02
	TOTAL :	9762270	30.29	0	0.00	0	0.00	30.29




Statement showing holding of securities (including shares, warrants, convertible securities) of persons (together with PAC) belonging to the category "Public" and holding more than 5% of the total number of shares of the company									
Sr. No.	Name(s) of the shareholder(s) and the Persons Acting in Concert (PAC) with shares held	Number of shares held	Shares as a percentage of total number of shares (i.e., Grant total (A)-(B)-(C) (If(a) above)	Details of warrants			Details of convertible securities		Total shares (including underlying shares assuming full conversion of warrants and convertible securities) as a % of diluted share capital)
				Number of warrants held	As a % total number of warrants of the same class	Number of convertible securities held	% w.r.t total number of convertible securities of the same class		
1	SMALLCAP WORLD FUND, INC	1780000	5.52	0	0.00	0	0.00	5.52	
TOTAL :		1780000	5.52	0	0.00	0	0.00	5.52	



STATEMENT SHOWING DETAILS OF LOCKED-IN SHARES"			
(i)(d)			
Sr.No.	Name of the shareholder	Number of locked-in shares	Locked-in shares as a (%) percentage of total number of shares (i.e, Grand Total (A)+(B)+(C) Indicated in Statement at para (i)(a) above)
			Promoter/Promoter Group/Public
TOTAL :		0	0



STATEMENT SHOWING DETAILS OF DEPOSITORY RECEIPTS (DRS)			
(iii)(a)			
Sr.No.	Type of outstanding DR (ADRs,GDRs,SDRs,etc.)	Number of outstanding DRS	Number of shares underlying outstanding DRS
		0	0
TOTAL :			0
			0



Statement showing Holding of Depository Receipts (DRs), where underlying shares held by "Promoter/Promoter group" are in excess of 1% of the total number shares.				
(1)(b)				
Sr.No.	Name of the DR Holder	Type of outstanding DR (ADRs,GDRs,SDRs, etc.)	Number of shares underlying outstanding DRs	Shares underlying outstanding DRs as a percentage of total number of shares (i.e., Grand Total (A)+(B)+(C) indicated in Statement at para(1)(a) above)
TOTAL :			0	0

