


:1:

**I(a) Statement showing Shareholding Pattern**

<b>Name of the Company: Ipca Laboratories Limited</b>			
<b>Scrip Code, Name of the scrip, class of security: IPCALAB / 524494/Equity</b>			
<b>Quarter ended: 31<sup>st</sup> March, 2014</b>			
Partly paid-up shares:-	No. of partly paid-up shares	As a % of total no. of partly paid-up Shares	As a % of total no. of shares of the company
Held by promoter/promoter group	Nil	Nil	Nil
Held by public	Nil	Nil	Nil
<b>Total</b>			
Outstanding convertible securities:-	No. of outstanding securities	As a % of total no. of outstanding convertible securities	As a % of total no. of shares of the company, assuming full conversion of the convertible securities
Held by promoter/promoter group	Nil	Nil	Nil
Held by public	Nil	Nil	Nil
<b>Total</b>	Nil	Nil	Nil
Warrants:-	No. of warrants	As a % of total no. of warrants	As a % of total no. of shares of the company, assuming full conversion of Warrants
Held by promoter/promoter group	Nil	Nil	Nil
Held by public	Nil	Nil	Nil
<b>Total</b>			
<b>Total paid-up capital of the company, assuming full conversion of warrants and convertible securities</b>	126199109 equity shares of Rs. 2/- each.		

FOR IPCA LABORATORIES LIMITED


  
**HARISH P. KAMATH**  
 COMPANY SECRETARY

Ipca Laboratories Ltd.

www.ipca.com

Statement Showing Shareholding Pattern										
Table (I)(a)										
Category code	Category of Shareholder	Number of Shareholders	Total number of shares	Number of shares held in dematerialized form	Total shareholding as a percentage of total number of shares	As a percentage of (A+B) <sup>1</sup>	As a percentage of (A+B+C)	Number of shares	Shares Pledged or otherwise encumbered	As a percentage
		(III)	(IV)	(V)	(VI)	(VII)	(VIII)	(IX) = (VIII)/(IV)*100		
(I)	(II)									
(A)	Shareholding of Promoter and Promoter Group <sup>2</sup>									
<b>I</b>	<b>Indian</b>									
(a)	Individuals/ Hindu Undivided Family	9	10497946	10497946	8.32	8.32	1290350	12.29		
(b)	Central Government/ State Government(s)	-	-	-	-	-	-	-		
(c)	Bodies Corporate	7	47420209	47420209	37.57	37.57	-	-		
(d)	Financial Institutions/ Banks	-	-	-	-	-	-	-		
(e)	Any Others(Specify)	-	-	-	-	-	-	-		
(e-i)										
(e-ii)										
	<b>Sub Total(A)(I)</b>	<b>16</b>	<b>57918155</b>	<b>57918155</b>	<b>45.89</b>	<b>45.89</b>	<b>1290350</b>	<b>2.23</b>		
<b>2</b>	<b>Foreign</b>									
a	Individuals (Non-Residents Individuals/ Foreign Individuals)	-	-	-	-	-	-	-		
b	Bodies Corporate	-	-	-	-	-	-	-		
c	Institutions	-	-	-	-	-	-	-		
d	Any Others(Specify)	-	-	-	-	-	-	-		
d-i		-	-	-	-	-	-	-		
d-ii		-	-	-	-	-	-	-		
	<b>Sub Total(A)(2)</b>	<b>0</b>	<b>0</b>	<b>0</b>	<b>0.00</b>	<b>0.00</b>	<b>0</b>	<b>0.00</b>	<b>0</b>	<b>0.00</b>

FOR IPCA LABORATORIES LIMITED


  
 HARISH P. KAMATH  
 COMPANY SECRETARY

ipca Laboratories Ltd.

www.ipca.com

		16	57918155	57918155	45.89	1290350	45.89	2.23
	<b>Total Shareholding of Promoter and Promoter Group (A) = (A)(1)+(A)(2)</b>							
	<b>(B) Public shareholding</b>							
	<b>I Institutions</b>							
	(a) Mutual Funds/ UTI	134	14428877	14423877	11.43	0	11.43	0.00
	(b) Financial Institutions/ Banks	5	40641	39641	0.03	0	0.03	0.00
	(c) Central Government/ State Government(s)	-	-	-	-	-	-	-
	(d) Venture Capital Funds	-	-	-	-	-	-	-
	(e) Insurance Companies	-	-	-	-	-	-	-
	(f) Foreign Institutional Investors	154	31899051	31882551	25.28	-	25.28	-
	(g) Foreign Venture Capital Investors	-	-	-	-	-	-	-
	(h) Any Other (specify)	-	-	-	-	-	-	-
	(h-i)							
	(h-ii)							
	<b>B 2 Non-institutions</b>	293	46368569	46346069	36.74	0	36.74	0.00
	(a) Bodies Corporate	773	7040432	7026812	5.58	0	5.58	0.00
	(b) Individuals							
	Individuals - i. Individual shareholders holding nominal share capital up to Rs 1 lakh	34707	12396296	10488792	9.83	0	9.83	0.00
	ii. Individual shareholders holding nominal share capital in excess of Rs. 1 lakh.	16	1712675	1647675	1.36	0	1.36	0.00
	(c) Any Other (specify)							
	(c-i) Clearing Member	182	92582	92582	0.07	0	0.07	0.00
	(c-ii) Market Maker	14	1753	1753	0.00	0	0.00	0.00
	(c-iii) HUF	75	154807	54807	0.12	0	0.12	0.00
	(c-iv) Foreign Holding:							
	NRI (Repatriate)	615	386307	379013	0.31	0	0.31	0.00
	NRI (Non-Repatriate)	201	127533	127533	0.10	0	0.10	0.00
	<b>Sub-Total (B)(2)</b>	<b>36583</b>	<b>21912385</b>	<b>19818967</b>	<b>17.37</b>	<b>0</b>	<b>17.37</b>	<b>0.00</b>

FOR IPCA LABORATORIES LIMITED



HARISH P. KAMATH  
COMPANY SECRETARY

ipca Laboratories Ltd.

www.ipca.com

(B)	Total Public Shareholding (B)= (B)(1)+(B)(2)	36876	68280954	66165036	54.11	54.11	0	0.00
	TOTAL (A)+(B)	36892	126199109	124083191	100.00	100.00	1290350	1.02
(C)	Shares held by Custodians and against which Depository Receipts have been issued							
1	Promoter and Promoter Group	0	0	0	0.00	0.00	0	0.00
2	Public	0	0	0	0.00	0.00	0	0.00
	Sub-Total (C)	0	0	0	0.00	0.00	0	0.00
	GRAND TOTAL (A)+(B)+(C)	36892	126199109	124083191	100.00	100.00	1290350	1.02

FOR IPCA LABORATORIES LIMITED




HARISH P. KAMATH  
 COMPANY SECRETARY

Ipca Laboratories Ltd.  
 www.ipca.com

(D)(b) Statement showing holding of securities (including shares, warrants, convertible securities) of persons belonging to the category "Promoter and Promoter Group"

Sr. No.	Name of the shareholder	Details of Shares held		Encumbered shares (*)			Details of warrants			Details of convertible securities		Total shares (including underlying shares assuming full conversion of warrants and convertible securities) as a % of diluted share capital
		Number of shares held	As a % of grand total (A) +(B) +(C)	No.	As a percentage (VI)=(V)/(VII)*100	As a % of grand total (A)+(B)+(C) of sub-clause (I)(a)	Number of warrants held	As a % total number of warrants of the same class	Number of convertible securities held	As a % total number of convertible securities of the same class		
	(II)	(III)	(IV)	(V)	(VI)=(V)/(VII)*100	(VII)	(VIII)	(IX)	(X)	(XI)		
1	Kaygee Investments Pvt. Ltd.	27018195	21.41	0	0.00	0.00	-	-	-	-	21.41	
2	Chandurkar Investments Pvt. Ltd.	6978005	5.53	0	0.00	0.00	-	-	-	-	5.53	
3	Exon Laboratories P. Ltd.	8271000	6.55	0	0.00	0.00	-	-	-	-	6.55	
4	Paschim Chemicals P. Ltd.	5029000	3.99	0	0.00	0.00	-	-	-	-	3.99	
5	Paranthapa Investments and Traders P. Ltd.	15500	0.01	0	0.00	0.00	-	-	-	-	0.01	
6	Makers Laboratories Ltd	101480	0.08	0	0.00	0.00	-	-	-	-	0.08	
7	M. R. Chandurkar	2151000	1.70	0	0.00	0.00	-	-	-	-	1.70	
8	Usha M. Chandurkar	2000000	1.59	0	0.00	0.00	-	-	-	-	1.59	
9	Sameer M. Chandurkar	1000000	0.79	0	0.00	0.00	-	-	-	-	0.79	
10	Premchand Godha	2681340	2.13	1250000	46.62	0.99	-	-	-	-	2.13	
11	Usha P. Godha	1209370	0.96	0	0.00	0.00	-	-	-	-	0.96	
12	Prashant Godha	731800	0.58	0	0.00	0.00	-	-	-	-	0.58	
13	Pranay Godha	606936	0.48	0	0.00	0.00	-	-	-	-	0.48	
14	Nirmal Jain	115000	0.09	40350	35.09	0.03	-	-	-	-	0.09	
15	Bhawna Godha	2500	0.00	0	0.00	0.00	-	-	-	-	0.00	
16	Mexin Medicaments Private Limited	7029	0.00	0	0.00	0.00	-	-	-	-	0.00	
	<b>TOTAL</b>	<b>57918155</b>	<b>45.89</b>	<b>1290350</b>	<b>2.23</b>	<b>1.02</b>	<b>0</b>	<b>0</b>	<b>0</b>	<b>0</b>	<b>45.89</b>	

(\*) The term "encumbrance" has the same meaning as assigned to it in regulation 28(3) of the SAST Regulations, 2011


FOR IPCA LABORATORIES LIMITED  
  
**HARISH P. KAMATH**  
 COMPANY SECRETARY

IPCA Laboratories Ltd.

www.ipca.com

**(D)(c)(i) Statement showing holding of securities (including shares, warrants, convertible securities) of persons belonging to the category "Public" and holding more than 1% of the total number of shares**

Sr. No.	Name of the shareholder	Number of shares held	Shares as a percentage of total number of shares {i.e., Grand Total (A)+(B)+(C) indicated in Statement at para (I)(a) above}	Details of warrants		Details of convertible securities		Total shares (including shares assuming full conversion of warrants and convertible securities) as a % of diluted share capital
				Number of warrants held	As a % total number of warrants of the same class	Number of convertible securities held	% w.r.t total number of convertible securities of the same class	
1	HDFC Trustee Company Ltd	3901357	3.09	-	-	-	-	3.09
2	Government Pension Fund Global	3667243	2.90	-	-	-	-	2.90
3	Lavender Investments Limited	3329000	2.64	-	-	-	-	2.64
4	Sundaram Mutual Fund	2136176	1.69	-	-	-	-	1.69
5	Janus Contrarian Fund	2131249	1.69	-	-	-	-	1.69
6	Saif Advisors Mauritius Ltd	2010533	1.59	-	-	-	-	1.59
7	HDFC Standard Life Insurance Company Limited	2002480	1.59	-	-	-	-	1.59
8	Kemnay Investment Fund Ltd	1944993	1.54	-	-	-	-	1.54
9	DSP Blackrock Balanced Fund	1914553	1.52	-	-	-	-	1.52
10	Wasatch Small Cap Growth Fund	1852473	1.47	-	-	-	-	1.47
<b>TOTAL</b>		<b>24890057</b>	<b>19.72</b>	<b>0</b>	<b>0</b>	<b>0</b>	<b>0</b>	<b>19.72</b>

FOR IPCA LABORATORIES LIMITED  
  
**HARISH P. KAMATH**  
 COMPANY SECRETARY

ipca Laboratories Ltd.  
 www.ipca.com

(D)(c)(ii) Statement showing holding of securities (including shares, warrants, convertible securities) of persons (together with PAC) belonging to the category "Public" and holding more than 5% of the total number of shares of the company

Sr. No.	Name(s) of the shareholder(s) and the Persons Acting in Concert (PAC) with them	Number of shares	Shares as a percentage of total number of shares {i.e., Grand Total (A)+(B)+(C) indicated in Statement at para (I)(a) above}	Details of warrants		Details of convertible securities		Total shares (including underlying shares assuming full conversion of warrants and convertible securities) as a
				Number of warrants	As a % total number of warrants of the same class	Number of convertible securities held	% w.r.t total number of convertible securities of the same class	
NIL								
<b>TOTAL</b>								

FOR IPCA LABORATORIES LIMITED



HARISH P. KAMATH  
COMPANY SECRETARY

(I)(d) Statement showing details of locked-in shares


Sr. No.	Name of the shareholder	Number of locked-in shares	Locked-in shares as a percentage of total number of shares {i.e., Grand Total (A)+(B)+(C) indicated in Statement at para (I)(a) above}
1	N.A.	0	0.00
<b>TOTAL</b>		<b>0</b>	<b>0.00</b>

(II)(a) Statement showing details of Depository Receipts (DRs)

Sr. No.	Type of outstanding DR (ADRs, GDRs, SDRs, etc.)	Number of outstanding DRs	Number of shares underlying outstanding DRs	Shares underlying outstanding DRs as a percentage of total number of shares {i.e., Grand Total (A)+(B)+(C) indicated in Statement at para (I)(a) above}
1	N.A.	0	0	0.00
2				
<b>TOTAL</b>		<b>0</b>	<b>0</b>	<b>0.00</b>

(II)(b) Statement showing holding of Depository Receipts (DRs), where underlying shares held by "promoter/promoter group" are in excess of 1% of the total number of shares

Sr. No.	Name of the DR Holder	Type of outstanding DR (ADRs, GDRs, SDRs, etc.)	Number of shares underlying outstanding DRs	Shares underlying outstanding DRs as a percentage of total number of shares {i.e., Grand Total (A)+(B)+(C) indicated in Statement at para (I)(a) above}
1	N.A.	0	0	0.00
<b>TOTAL</b>			<b>0</b>	<b>0.00</b>

FOR IPCA LABORATORIES LIMITED  
  
 HARISH P. GAWATH  
 COMPANY SECRETARY