


(1)(a) Statement showing ShareHolding Pattern

Name of the Company : Insta Finance Ltd.

Quarter Ended : 30-06-2014

Scrip Code : 511433

Partly paid-up Shares	No. of Partly paid-up Shares	As a % of total No. of Partly paid-up Shares	As a % of Total no. of Shares of the Company
Held by Promoters/ Promoters Group	0		
Held by Public	0		
<b>TOTAL - D</b>	<b>0</b>		
Outstanding Conv. Securities	No. of Outstanding Securities	As a % of Total no. of O/S Conv. Securities	As a % of Total no. of shares of the Co., assuming full conv.
Held by Promoters/ Promoters Group	0		
Held by Public	0		
<b>TOTAL - E</b>	<b>0</b>		
Warrants :	No. of Warrants	As a % of Total no. of Warrants	As a % of Total no. of shares of the Co., assuming full conv.
Held by Promoters/ Promoters Group	0		
Held by Public	0		
<b>TOTAL - F</b>	<b>0</b>		
<b>Total paid-up Capital of the Company assuming full conv. Of warrants &amp; securities</b>	<b>20000000</b>		



Statement Showing Shareholding Pattern Table (I)(a)

Insta Finance Ltd.

Script Code : 511433  
 Quarter Ended : 30-06-2014

Category code	Category of Shareholder	Number of Shareholders	Total number of shares	Number of shares held in dematerialized form	Total shareholding as a percentage of total number of shares		Number of shares	Shares pledged or otherwise encumbered	As a % of Total No. of Shares
					As a percentage of(A+B) <sup>1</sup>	As a percentage of (A+B+C)			
(A)	Shareholding of Promoter and Promoter Group <sup>2</sup>								
1	Indian	47	5686480	0	28.432	28.432	0	0.000	
a	Individual/Huf	0	0	0	0.000	0.000	0	0.000	
b	Central/State Gov	0	0	0	0.000	0.000	0	0.000	
c	Bodies Corporates	0	0	0	0.000	0.000	0	0.000	
d	Fins / Banks	0	0	0	0.000	0.000	0	0.000	
e	Any Other specify	0	0	0	0.000	0.000	0	0.000	
e-1		0	0	0	0.000	0.000	0	0.000	
e-2		0	0	0	0.000	0.000	0	0.000	
	Sub Total(A)(1)	47	5686480	0	28.432	28.432	0	0.000	
2	Foreign								
a	Indy NRI/For Ind	0	0	0	0.000	0.000	0	0.000	
b	Bodies Corporate	0	0	0	0.000	0.000	0	0.000	
c	Institutions	0	0	0	0.000	0.000	0	0.000	
d	Qualified For. Inv.	0	0	0	0.000	0.000	0	0.000	
e	Any Other Specify	0	0	0	0.000	0.000	0	0.000	
e-1		0	0	0	0.000	0.000	0	0.000	
e-2		0	0	0	0.000	0.000	0	0.000	
	Sub Total(A)(2)	0	0	0	0.000	0.000	0	0.000	
	Total Shareholding of Promoter and Promoter Group Total (A)= (A)(1)+(A)(2)	47	5686480	0	28.432	28.432	0	0.000	
(B)	Public shareholding								
1	Institutions	0	0	0	0.000	0.000	0	0.000	
a	Mutual Funds	0	0	0	0.000	0.000	0	0.000	
b	Fins / Banks	0	0	0	0.000	0.000	0	0.000	
c	Central/State Govt	0	0	0	0.000	0.000	0	0.000	
d	Venture Cap Fund	1	1200	1200	0.006	0.006	0	0.000	
e	Insurance Comp(s)	0	0	0	0.000	0.000	0	0.000	
f	Foreign Ins Invest	0	0	0	0.000	0.000	0	0.000	
g	Foreign Ven Cap In	0	0	0	0.000	0.000	0	0.000	

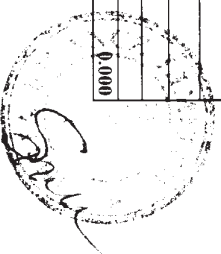


Statement Showing Shareholding Pattern Table (B)(a)

Insta Finance Ltd.

Script Code : 511433  
 Quarter Ended : 30-06-2014

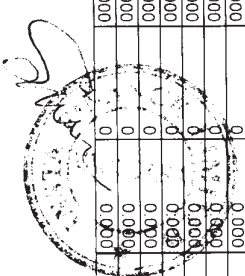
Category code	Category of Shareholder	Number of Shareholders	Total number of shares	Number of shares held in dematerialized form	Total shareholding as a percentage of total number of shares		Number of shares pledged or otherwise encumbered	As a % of Total No. of Shares
					As a percentage of(A+B) <sup>1</sup>	As a percentage of (A+B+C)		
h	Qualified For Inv.	0	0	0	0.000	0.000		
i	Any Other -Specify	0	0	0	0.000	0.000		
i-1		0	0	0	0.000	0.000		
i-2		0	0	0	0.000	0.000		
	Sub-Total (B)(1)	1	1200	1200	0.006	0.006		
B 2	Non-institutions							
a	Bodies Corporates	65	1618915	1418315	8.095	8.095		
b	Individuals	7569	2695110	879790	13.476	13.476		
	i) upto Rs 1-lac	83	9976953	9222353	49.885	49.885		
	ii) above Rs1-lac			0	0.000	0.000		
c	Qualified For Inv.	4	940	940	0.005	0.005		
d	Any Other -Cl-Mem	0	0	0	0.000	0.000		
d-1		0	0	0	0.000	0.000		
d-2		0	0	0	0.000	0.000		
	-OCB	0	0	0	0.000	0.000		
	-NRI	1	20402	20402	0.102	0.102		
	Sub-Total (B)(2)	7722	14312320	11541800	71.562	71.562		
(B)	Total (B)=(B)(1)+(B)(2)	7723	14313520	11543000	71.568	71.568		
	TOTAL (A)+(B)	7770	20000000	11543000		100.000	0	0.000
(C)	Held by Custodians against Receipts							
	PROMOTER & PRO GRP	0	0	0		0.000		
	PUBLIC	0	0	0		0.000		
	GRAND TOTAL (A)+(B)+(C)	7770	20000000	11543000		100.000	0	0.000





(11b) Statement showing holding of securities (including shares, warrants, convertible securities) of persons belonging to the category "Promoter and Promoter Group"

Sr. No.	Ref. No	Name of the shareholder	Total Shares held		Shares pledged or otherwise encumbered		Details of warrant		Details of convertible securities		Total shares (including underlying shares assuming full conversion of warrant and convertible securities) as a % of diluted share capital
			Number	As a % of grand total (A)+(B)+(C)	Number	% of Total shares held	As a % of grand total (A)+(B)+(C)	Number of warrants held	As a % of total No of warrants of the same class	Number of convertible securities held	
1	000001	BHAGWANDAS VALLAVDAS DALA	20	0.000	0	0.000	0.000	0	0.000	0	0.000
2	000002	SUBHASH BHAGWANDAS DALA	20	0.000	0	0.000	0.000	0	0.000	0	0.000
3	000003	MUKESH BHAGWANDAS DALA	20	0.000	0	0.000	0.000	0	0.000	0	0.000
4	000004	RADHABEN BHAGWANDAS DALA	20	0.000	0	0.000	0.000	0	0.000	0	0.000
5	000005	GITA SUBHASH DALA	20	0.000	0	0.000	0.000	0	0.000	0	0.000
6	000006	JYOTI MUKESH DALA	20	0.000	0	0.000	0.000	0	0.000	0	0.000
7	00001A	BHAGWANDAS V DALAL	181324	0.907	0	0.000	0.000	0	0.000	0	0.000
8	00002A	SUBHASH B DALAL	302010	1.510	0	0.000	0.000	0	0.000	0	0.000
9	00003A	MUKESH B DALAL	178640	0.893	0	0.000	0.000	0	0.000	0	0.000
10	00004A	RADHABEN B DALAL	119600	0.598	0	0.000	0.000	0	0.000	0	0.000
11	00005A	GITA SUBHASH DALA	102800	0.514	0	0.000	0.000	0	0.000	0	0.000
12	00006A	JYOTI MUKESH DALA	167884	0.839	0	0.000	0.000	0	0.000	0	0.000
13	00009A	RASESH B DALAL	46200	0.231	0	0.000	0.000	0	0.000	0	0.231
14	000095	BHAGWANDAS V DALAL (HUF)	20600	0.103	0	0.000	0.000	0	0.000	0	0.103
15	000096	MUKESH B DALAL (HUF)	18000	0.090	0	0.000	0.000	0	0.000	0	0.090
16	000097	HARSHA RASESH DALA	95400	0.477	0	0.000	0.000	0	0.000	0	0.477
17	000098	SUBHASH B DALAL (HUF)	81000	0.405	0	0.000	0.000	0	0.000	0	0.405
18	000279	HARSHA RASESH DALA	40000	0.200	0	0.000	0.000	0	0.000	0	0.200
19	000280	RASESH B DALAL	180000	0.900	0	0.000	0.000	0	0.000	0	0.900
20	000281	JYOTI MUKESH DALA	40000	0.200	0	0.000	0.000	0	0.000	0	0.200
21	000282	BHAGWANDAS V DALAL	120000	0.600	0	0.000	0.000	0	0.000	0	0.600
22	000283	MUKESH B DALAL	40000	0.200	0	0.000	0.000	0	0.000	0	0.200
23	000284	GITA SUBHASH DALA	40000	0.200	0	0.000	0.000	0	0.000	0	0.200
24	000285	SUBHASH B DALAL	85000	0.425	0	0.000	0.000	0	0.000	0	0.425
25	000286	SUBHASH B DALAL (HUF)	25000	0.125	0	0.000	0.000	0	0.000	0	0.125
26	000305	RAMESHCHANDRA V DALAL	1000	0.005	0	0.000	0.000	0	0.000	0	0.005
27	000314	RAMESHBHA V DALAL	400	0.002	0	0.000	0.000	0	0.000	0	0.002
28	000459	BHAGVANDAS V DALAL	30000	0.150	0	0.000	0.000	0	0.000	0	0.150
29	000460	SUBHASH B DALAL	77600	0.388	0	0.000	0.000	0	0.000	0	0.388
30	000461	MUKESH B DALAL	327000	1.635	0	0.000	0.000	0	0.000	0	1.635
31	000462	RASHESH B DALAL	10000	0.050	0	0.000	0.000	0	0.000	0	0.050
32	000463	GITA SUBHASH DALA	10000	0.050	0	0.000	0.000	0	0.000	0	0.050
33	000464	JYOTI MUKESH DALA	30000	0.150	0	0.000	0.000	0	0.000	0	0.150
34	000465	HARSHA RASESH DALA	102000	0.510	0	0.000	0.000	0	0.000	0	0.510
35	000468	BHAGWANDAS V DALAL	68000	0.340	0	0.000	0.000	0	0.000	0	0.340
36	000469	RADHABEN B DALAL	896200	4.481	0	0.000	0.000	0	0.000	0	4.481
37	000470	MUKESH B DALAL	233000	1.165	0	0.000	0.000	0	0.000	0	1.165
38	000471	JYOTI MUKESH DALA	40000	0.200	0	0.000	0.000	0	0.000	0	0.200
39	000472	MANSI MUKESH DALA	52000	0.260	0	0.000	0.000	0	0.000	0	0.260
40	000473	CHINTAN MUKESH DALA	714000	3.570	0	0.000	0.000	0	0.000	0	3.570
41	000474	RASHESH B DALAL	456500	2.283	0	0.000	0.000	0	0.000	0	2.283
42	000475	HARSHA RASESH DALA	2043	0.010	0	0.000	0.000	0	0.000	0	0.010
43	000476	SUBHASH B DALAL	408600	2.043	0	0.000	0.000	0	0.000	0	2.043
44	000477	GITA SUBHASH DALA	158000	0.790	0	0.000	0.000	0	0.000	0	0.790
45	000478	SALL SUBHASH DALA	21600	0.108	0	0.000	0.000	0	0.000	0	0.108
46	000479	KANAN SUBHASH DALA	60000	0.300	0	0.000	0.000	0	0.000	0	0.300

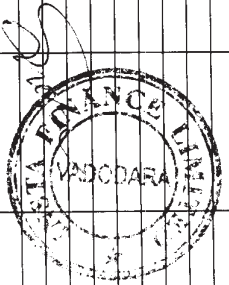


47	000480	SUBHASH B DALAL	96502	0.485	0	0.000	0.000	0	0.000	0	0.000	0	0.000	0.485
		Total Promoter & Promoter Group	5686480	28.432	0	0.000	0.000	0	0.000	0	0.000	0	0.000	28.432



(D)(c) Statement showing holding of securities (including shares, warrants, convertible securities) of persons belonging to the category "Public" and holding more than 1% of the total number of shares

Sr. No.	Ref-Num	Name of the shareholder	Number of shares	Shares as a percentage of total number of shares i.e., Grand Total (A)+(B)+(C) indicated in Statement at para (I)(a) above}	Details of warrant		Details of convertible securities		Total shares (including underlying shares assuming full conversion of warrant and convertible securities) as a % of diluted share capital
					Number of warrants held	As a % of total No of warrants of the same class	Number of convertible securities held	As a % of total No of convertible securities of the same class	
1	CEPPS4835H	CHIRAG DINESHKUMAR SHAH	822734	4.114	0	0.000	0	0.000	4.114
2	AOZPP4022N	GHANSHYAM DAYABHAI PATEL	655200	3.276	0	0.000	0	0.000	3.276
3	ABVPV2184L	HANSA KAKUBHAI VADERA	320000	1.600	0	0.000	0	0.000	1.600
4	AACHH8897Q	HIREN CHINUBHAI SHAH (HUF)	270000	1.350	0	0.000	0	0.000	1.350
5	AFMPB0449P	JAYSHREE SHANKAR BHOSLE	201015	1.005	0	0.000	0	0.000	1.005
6	AAPHS7619A	KALPESH C SHAH (HUF)	227000	1.135	0	0.000	0	0.000	1.135
7	AKSPM9393N	KIRTI KANTILAL MEHTA	614175	3.071	0	0.000	0	0.000	3.071
8	ABFPP88443E	MALATI MADHUKAR BHURKE	210054	1.050	0	0.000	0	0.000	1.050
9	ARYPS5993F	NARESH NAAGINDAS SHAH	734250	3.671	0	0.000	0	0.000	3.671
10	ARRPS2518R	PARAG CHANDRKRANT SHAH	354674	1.773	0	0.000	0	0.000	1.773
11	AAFCS2725Q	SAPAN CHEMICALS LIMITED	402500	2.013	0	0.000	0	0.000	2.013
12	AAAGHS2439R	SHAH CHINUBHAI MULCHAND (HUF)	253126	1.266	0	0.000	0	0.000	1.266
13	CRTPS4063D	SUJAN BIPINBHAI SHAH	323699	1.618	0	0.000	0	0.000	1.618
14	AKZPG4168Q	VAISHALI SHARAD GAWDE	249200	1.246	0	0.000	0	0.000	1.246
15	AAAGPC7158P	YOGESH CHAUHAN	412238	2.061	0	0.000	0	0.000	2.061
Total			6049865	30.249	0	0.000	0	0.000	30.249







**(I)(d) Statement showing details of locked-in shares**

Sr. No.	Ref- Num	Name of the shareholder	Number of locked-in shares	Locked-in shares as a percentage of total number of shares {i.e., Grand Total (A)+(B)+(C) indicated in Statement at para (I)(a) above}	Promoter/Promoter Group/Public
		Total Locked in Shares	0	0.000	



(II)(a) Statement showing details of Depository Receipts (DRs)

Sr. No.	Ref-Num	Name of theHolder	Type of outstanding DR (ADRs, GDRs, SDRs, etc.)	Number of outstanding DRs	Number of shares underlying outstanding DRs	Shares underlying outstanding DRs as a percentage of total number of shares f.e., Grand Total (A)+(B)+(C) indicated in Statement at para (I)(a) above}



(ii)(b) Statement showing Holding of Depository Receipts (DRs), where underlying shares held by Promoter/Promoter Group are in excess of 1% of the total number of shares

Sr. No.	Ref:Num	Name of the DR Holder	Type of outstanding DR (ADRs, GDRs, SDRs, etc.)	Number of outstanding DRs	Number of shares underlying outstanding DRs	Shares underlying outstanding DRs as a percentage of total number of shares {i.e., Grand Total (A)+(B)+(C) indicated in Statement at para (I)(a) above}

