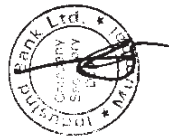


(f) (a) Statement showing Shareholding Pattern

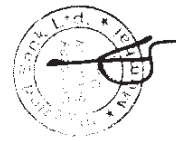
Name of the Company: INDUSIND BANK LIMITED		BSE : 532187, NSE:INDUSINDBK, Class of Security : Equity		
Scrip Code, Name of the scrip, class of security:		31-03-2015		
Quarter ended :		31-03-2015		
	Partly paid-up shares:-	No. of partly paid-up shares	As a % of total no. of partly paid-up shares	As a % of total no. of shares of the company
	Held by Promoter / Promoter Group	0	0.0000	0.0000
	Held by public	0	0.0000	0.0000
	<b>Total</b>	<b>0</b>	<b>0.0000</b>	<b>0.0000</b>
	Outstanding convertible securities:-	No. of outstanding securities	As a % of total No. of outstanding convertible securities	As a % of total no. of shares of the company, assuming full conversion of the convertible securities
	Held by Promoter / Promoter Group	0	0.0000	0.0000
	Held by public	0	0.0000	0.0000
	<b>Total</b>	<b>0</b>	<b>0.0000</b>	<b>0.0000</b>
	Warrants:-	No. of warrants	As a % of total no. of warrants	As a % of total no. of shares of the company, assuming full conversion of warrants
	Held by Promoter / Promoter Group	0	0.0000	0.0000
	Held by public	0	0.0000	0.0000
	<b>Total</b>	<b>0</b>	<b>0.0000</b>	<b>0.0000</b>
<b>Total paid-up capital of the company assuming full conversion of warrants and convertible securities</b>				529450209



Category Code	Category of shareholder	Number of shareholders	Total number of shares	Number of shares held in dematerialised form	Total shareholding as a percentage of total number of			Shares pledged or otherwise encumbered				
					(III)	(IV)	(V)	As a percentage of (A+B) (VI)	As a percentage of (A+B+C) (VII)	Number of shares (VIII)	As a percentage (IX) = (VIII)/(IV)*100	
(A)	Promoter and Promoter Group											
1	Indian											
(a)	Individuals/Hindu Undivided Family	0	0	0	0.00	0.00	0.00	0.00	0.00	0.00	0.00	0.00
(b)	Central Government/State Government(s)	0	0	0	0.00	0.00	0.00	0.00	0.00	0.00	0.00	0.00
(c)	Bodies Corporate	0	0	0	0.00	0.00	0.00	0.00	0.00	0.00	0.00	0.00
(d)	Financial Institutions / Banks	0	0	0	0.00	0.00	0.00	0.00	0.00	0.00	0.00	0.00
(e)	Any Other (specify)	0	0	0	0.00	0.00	0.00	0.00	0.00	0.00	0.00	0.00
	<b>Sub Total (A)(1)</b>	<b>0</b>	<b>0</b>	<b>0</b>	<b>0.00</b>	<b>0.00</b>	<b>0.00</b>	<b>0.00</b>	<b>0.00</b>	<b>0.00</b>	<b>0.00</b>	<b>0.00</b>
2	Foreign											
(a)	Individuals (Non-Resident Individuals/Foreign Individuals)	0	0	0	0.00	0.00	0.00	0.00	0.00	0.00	0.00	0.00
(b)	Bodies Corporate	2	79899984	79899984	17.19	15.09	0.00	0.00	0.00	0.00	0.00	0.00
(c)	Institutions	0	0	0	0.00	0.00	0.00	0.00	0.00	0.00	0.00	0.00
(d)	Qualified Foreign Investors	0	0	0	0.00	0.00	0.00	0.00	0.00	0.00	0.00	0.00
(e)	Any Other (specify)	0	0	0	0.00	0.00	0.00	0.00	0.00	0.00	0.00	0.00
	<b>Sub Total (A)(2)</b>	<b>2</b>	<b>79899984</b>	<b>79899984</b>	<b>17.19</b>	<b>15.09</b>	<b>0.00</b>	<b>0.00</b>	<b>0.00</b>	<b>0.00</b>	<b>0.00</b>	<b>0.00</b>
	<b>Total Shareholding of Promoter and Promoter Group (A)=(A)(1)+(A)(2)</b>	<b>2</b>	<b>79899984</b>	<b>79899984</b>	<b>17.19</b>	<b>15.09</b>	<b>0.00</b>	<b>0.00</b>	<b>0.00</b>	<b>0.00</b>	<b>0.00</b>	<b>0.00</b>
(B)	Public shareholding											
1	Institutions											
(a)	Mutual Funds/UTI	256	39613937	39610787	8.52	7.48	0.00	0.00	0.00	0.00	0.00	0.00
(b)	Financial Institutions / Banks	22	1188611	1188049	0.26	0.22	0.00	0.00	0.00	0.00	0.00	0.00
(c)	Central Government/State Government(s)	1	50	50	0.00	0.00	0.00	0.00	0.00	0.00	0.00	0.00
(d)	Venture Capital Funds	0	0	0	0.00	0.00	0.00	0.00	0.00	0.00	0.00	0.00
(e)	Insurance Companies	4	6852422	6852422	1.47	1.29	0.00	0.00	0.00	0.00	0.00	0.00
(f)	Foreign Institutional Investors	253	210236093	210236093	45.23	39.71	0.00	0.00	0.00	0.00	0.00	0.00
(g)	Foreign Venture Capital Investors	0	0	0	0.00	0.00	0.00	0.00	0.00	0.00	0.00	0.00
(h)	Qualified Foreign Investors	0	0	0	0.00	0.00	0.00	0.00	0.00	0.00	0.00	0.00
(i)	Any Other (specify)	0	0	0	0.00	0.00	0.00	0.00	0.00	0.00	0.00	0.00
	<b>Sub Total (B) (1)</b>	<b>536</b>	<b>257891113</b>	<b>257887401</b>	<b>55.49</b>	<b>48.71</b>	<b>0.00</b>	<b>0.00</b>	<b>0.00</b>	<b>0.00</b>	<b>0.00</b>	<b>0.00</b>




Category code	Category of shareholder (II)	Number of shareholders (III)	Total number of shares (IV)	Number of shares held in dematerialised form (V)	Total shareholding as a percentage of total number of		Shares pledged or otherwise encumbered	
					As a percentage of (A+B) (VI)	As a percentage of (A+B+C) (VII)	Number of shares (VIII)	As a percentage (IX) = (VIII)/(IV)*100
2	<b>Non-institutions</b>							
(a)	Bodies Corporate / Private Insurance Companies	1290	64669997	64465290	13.91	12.21	0.00	0.00
(b) (i)	Individuals - shareholders holding nominal share capital up to Rs. 1 Lakh	97556	28408993	21050210	6.11	5.37	0.00	0.00
(ii)	Individual shareholders holding nominal share capital in excess of Rs. 1 Lakh	265	8558991	8320832	1.84	1.62	0.00	0.00
(c)	Qualified Foreign Investors	29	17767313	17767313	3.82	3.36	0.00	0.00
(d)	<b>Any Other</b>							
i	Clearing Member	231	448792	448792	0.10	0.08	0.00	0.00
ii	Non Resident Indians (Repat)	1088	2302704	1310204	0.50	0.43	0.00	0.00
iii	Non Resident Indians (Non Repat)	414	2506798	2480898	0.54	0.47	0.00	0.00
iv	Overseas Bodies Corporates	15	1477000	376000	0.32	0.28	0.00	0.00
v	Directors / Relatives	2	100580	100580	0.02	0.02	0.00	0.00
vi	Foreign Nationals	0	0	0	0.00	0.00	0.00	0.00
vii	Trusts	29	735580	735580	0.16	0.14	0.00	0.00
	<b>Sub Total (B)(2)</b>	<b>100919</b>	<b>126976748</b>	<b>117055699</b>	<b>27.32</b>	<b>23.98</b>	<b>0.00</b>	<b>0.00</b>
	<b>Total Public Shareholding Public Group</b>							
	<b>(B)=(f)+(B)(2)</b>	<b>101455</b>	<b>384867861</b>	<b>374943100</b>	<b>82.81</b>	<b>72.69</b>	<b>0.00</b>	<b>0.00</b>
	<b>Total (A)+(B)</b>	<b>101457</b>	<b>464767845</b>	<b>454843084</b>	<b>100.00</b>	<b>87.78</b>	<b>0.00</b>	<b>0.00</b>
(C)	Shares held by custodians and against which Depository Receipts have been issued							
i	Promoter and Promoter group	0	0	0	0.00	0.00	0.00	0.00
ii	Public	1	64682364	64682364	0.00	12.22	0.00	0.00
	<b>Sub Total (C)</b>	<b>1</b>	<b>64682364</b>	<b>64682364</b>	<b>0.00</b>	<b>12.22</b>	<b>0.00</b>	<b>0.00</b>
	<b>GRAND TOTAL (A)+(B)+(C)</b>	<b>101458</b>	<b>529450209</b>	<b>519525448</b>	<b>100.00</b>	<b>100.00</b>	<b>0.00</b>	<b>0.00</b>



(1)(b) Statement showing holding of securities (including shares, warrants, convertible securities) of persons belonging to the category "Promoter and Promoter Group"

Sr. No.	Name of the shareholder	Details of Shares held		Encumbered shares		Details of warrants		Details of convertible securities		Total shares (including underlying shares assuming full conversion of warrants and convertible securities) as a % of diluted share capital	
		Number of shares held	As a % of grand total (A)+(B)+(C)	No.	As a percentage of grand total (A)+(B)+(C) of sub-clause (1)(a)	Number of warrants held	As a % total number of warrants of the same class	Number of convertible securities held	As a % total number of convertible securities of the same class		
(I)	(II)	(III)	(IV)	(V)	(VI)=(V)/(III)*100	(VII)	(VIII)	(IX)	(X)	(XI)	(XII)
1	INDUSIND INTERNATIONAL HOLDINGS LTD (AABC15624C)	60399984	11.41	0.00	0.00	0.00	0	0	0	0	0
2	INDUSIND LIMITED (AABC15688N)	19500000	3.68	0.00	0.00	0.00	0	0	0	0	0
	<b>TOTAL</b>	<b>79899984</b>	<b>15.09</b>	<b>0.00</b>	<b>0.00</b>	<b>0.00</b>	<b>0</b>	<b>0</b>	<b>0</b>	<b>0</b>	<b>0</b>



(D)(c)(i) Statement showing holding of securities (including shares, warrants, convertible securities) of persons belonging to the category "Public" and holding more than 1% of the total number of shares

Sr. No.	Name of the shareholder	Number of shares held	Shares as a percentage of total number of shares [i.e., Grand Total (A)+(B)+(C) indicated in Statement at para (D)(a) above]	Details of warrants		Details of convertible securities		Total shares (including underlying shares assuming full conversion of warrants and convertible securities) as a % of diluted share capital
				Number of warrants held	As a % total number of warrants of the same class	Number of convertible securities held	% w.r.t total number of convertible securities of the same class	
1	BRIDGE INDIA FUND	22263450	4.21	0	0	0	0	0
2	AFRIN DIA	15005666	2.83	0	0	0	0	0
3	GA GLOBAL INVESTMENTS LIMITED	12776391	2.41	0	0	0	0	0
4	GOLDMAN SACHS INVESTMENTS (MAURITIUS) I L	10280795	1.94	0	0	0	0	0
5	ICICI PRUDENTIAL LIFE INSURANCE COMPANY L	8462134	1.60	0	0	0	0	0
6	HINDUJA GROUP LIMITED - AAAPA6679H	8249117	1.56	0	0	0	0	0
7	FRANKLIN TEMPLETON MUTUAL FUND A/C FRAN	8036749	1.52	0	0	0	0	0
8	FRANKLIN TEMPLETON INVESTMENT FUNDS	7606520	1.44	0	0	0	0	0
9	IDL SPECIALITY CHEMICALS LIMITED	7281000	1.38	0	0	0	0	0
10	MORGAN STANLEY ASIA (SINGAPORE) PTE	7052241	1.33	0	0	0	0	0
11	LIFE INSURANCE CORPORATION OF INDIA	6985553	1.32	0	0	0	0	0
12	NORWEST VENTURE PARTNERS X FIL- MAURITIUS	6718087	1.27	0	0	0	0	0
13	DVI FUND MAURITIUS LTD	5876757	1.11	0	0	0	0	0
14	GOVERNMENT OF SINGAPORE	5811259	1.10	0	0	0	0	0
15	BIRLA SUN LIFE TRUSTEE COMPANY PRIVATE LI	5530948	1.04	0	0	0	0	0
16	TIAA-CREF INSTITUTIONAL MUTUAL FUNDS-INTE	5511180	1.04	0	0	0	0	0
17	HDFC STANDARD LIFE INSURANCE COMPANY LI	5437995	1.03	0	0	0	0	0
	TOTAL	148885830	28.12	0	0	0	0	0



(D)(c)(ii) Statement showing holding of securities (including shares, warrants, convertible securities) of persons (together with PAC) belonging to the category "Public" and holding more than 5% of the total number of shares of the company.

Sr. No.	Name(s) of the shareholder(s) and the Persons Acting in Concert (PAC) with them	Number of shares	Shares as a percentage of total number of shares (i.e., Grand Total (A)+(B)+(C) indicated in Statement at para 0.0000)	Details of warrants		Details of convertible securities		Total shares (including underlying shares assuming full conversion of warrants and convertible securities) as a % of diluted share capital
				Number of warrants	As a % total number of warrants of the same class	Number of convertible securities held	% w.r.t total number of convertible securities of the same class	
0		0	0.0000	0.00	0.00	0.00	0.00	0
<b>TOTAL</b>								
		0	0.0000	0.00	0.00	0.00	0.00	0





(II)(a) Statement showing details of Depository Receipts (DRs)

Sr. No.	Type of outstanding DR (ADRs, GDRs, SDRs, etc.)	Number of outstanding DRs	Number of shares underlying outstanding DRs	Shares underlying outstanding DRs as a percentage of total number of shares {i.e., Grand Total (A)+(B)+(C) indicated in Statement at para (I)(a) above}
1	GDRS	64682364	64682364	12.22
<b>TOTAL</b>		<b>64682364</b>	<b>64682364</b>	<b>12.22</b>





**Statement showing holding of Depository Receipts (DRs), where underlying shares held by "Promoter/ Promoter Group" are in excess of 1% of the total number of shares**

(II) (b)

Sr. No.	Name of the DR Holder	Type of outstanding DR (ADRs, GDRs, SDRs, etc.)	Number of shares underlying outstanding DRs	Shares underlying outstanding DRs as a percentage of total number of shares [i.e., Grand Total (A)+(B)+(C) indicated in Statement at para (I)(a) above]
		0	0	0
<b>TOTAL</b>		0	0	0

